

Date: January 7, 2011



**TO: Board Members – Vancouver Park Board**  
**FROM: General Manager – Parks and Recreation**  
**SUBJECT: Capital Budget for 2011**

---

## RECOMMENDATION

***A. THAT the Board receive the attached CS&B Committee report entitled 2011 Capital Budget, Status and Close Out, for information (Appendix 4)***

***B. THAT the Board approve the 2011 Capital Budget of \$12,218,000, and \$3,000,000 for emerging priorities as described in this report and outlined in Appendix 1, from the following funding sources:***

<i>Capital from Debenture</i>	<i>\$3,120,000</i>
<i>Capital from Revenue</i>	<i>\$3,024,000</i>
<i>DCL</i>	<i>\$5,684,000</i>
<i>CAC</i>	<i>\$50,000</i>
<i>Other City or Park Board funding</i>	<i>\$150,000</i>
<i>External funding</i>	<i>\$190,000</i>
<i>Emerging Priorities from Capital from Debenture</i>	<i>\$2,500,000</i>
<i>Emerging Priorities from Other City or Park Board Funding</i>	<i>\$500,000</i>

***C. THAT the Board receive for information the Park Board Capital Program Carry forwards from the 2006-08 Capital Plan and 2009-10 Capital Budgets with a remaining balance of \$59,853,144 as detailed in Appendix 2.***

***D. THAT the Board approve the Park Board Capital Program Close out and Reallocations in the amount of \$456,803 as detailed in Appendix 3.***

## POLICY

The Park Board's three year Capital Plan and its annual Capital Budgets require Board and Council approval. Council approves the fiscal envelope for the Park Board's Capital Plan and its annual Capital Budgets. Within this fiscal envelope, the Board approves the allocation to individual projects and programs.

Council authority is required to close out capital accounts with variances exceeding \$50,000 and 15% of the approved budget. Council authority is also required to reallocate capital funding exceeding \$50,000.

## BACKGROUND

Park Board is currently in the last year of the three year Capital Plan (2009-2011).

The Capital Budget for 2011 is \$12,218,000. This combined with the Carry Forwards from previous years (\$59,853,000), results in a Park Board Capital program of \$72,071,000.

Four appendices are attached to this report for reference.

- (i) 2011 Capital Budget
- (ii) Status Report of Carry Forward Projects
- (iii) Close-out of Park Board capital accounts for completed projects.
- (iv) The CS&B Committee Report, entitled *2011 Capital Budget, Status and Close Out*

## DISCUSSION

### (i) Capital Budget 2011

This report highlights the work to be undertaken with the proposed 2011 Capital Budget. Appendix 1 contains specific project allocation and funding sources for the proposed 2011 Capital Budget. The proposed capital budget for 2011 is \$12,218,000, and as follows:

DIVISION	TOTAL	Capital Plan Funding	Funding from Rezonings and Developments	Other City or Park Funding	External Funding
<b>TOTAL</b>	<b>\$12,218,000</b>	<b>\$6,144,000</b>	<b>\$5,734,000</b>	<b>\$150,000</b>	<b>\$190,000</b>
P - Parks	\$5,541,000	\$2,131,000	\$3,260,000	\$150,000	\$0
Q - Land Acquisition and development	\$1,000,000	\$0	\$1,000,000	\$0	\$0
R- Facilities	\$3,877,000	\$2,913,000	\$774,000	\$0	\$190,000
S - Street Trees	\$150,000	\$150,000	\$0	\$0	\$0
Overhead & Project Management	\$1,650,000	\$950,000	\$700,000	\$0	\$0

<b>Emerging Priorities</b>	<b>\$3,000,000</b>	\$2,500,000		\$500,000	
----------------------------	--------------------	-------------	--	-----------	--

**Parks** **\$5,541,000**

(Capital Plan Reference P)

The goals of the Parks programs are to ensure the safety of park visitors, maintain the proper functioning of park features, and ensure the park system (more than 200 parks) meets the needs of the community. Major tasks include the repairing, upgrading, and enhancements of existing parks and facilities within these parks, such as walking and cycling paths, children's playgrounds, sport fields, sport courts, and the seawall. City funding of \$5,111,000 includes \$150,000 in "Other City Funding" for the David Lam Power Hub.

Additional projects planned for 2011 include:

- Hillcrest Riley Park Phase 1- Demolition of existing buildings, park design and community consultation, upgrades to Renfrew and Carleton Parks
- Universal access improvement - Design and construction of accessible belvedere at Stanley Park Totems
- Tennis court renewals
- Wading pools and water parks
- Playgrounds - 5-6 playground renewals, including those at Salsbury, Nanaimo and Jones Parks.
- Playfields - Improving grass playing fields at Moberly Park and Connaught Parks
- Stanley Park Rock scaling
- Urban Forestry Management Study
- Stanley Park Conservancy Study
- Neighbourhood Matching Fund - 10-15 community initiated projects on public land
- Hastings Park Development.

**Park Land Acquisition & New Park Development** **\$1,000,000**

(Capital Plan Reference Q)

The goal of the Park Land Acquisition program is to increase the supply of parks (currently about 1,300 hectares) to meet the needs of a growing population (Vancouver's population is anticipated to grow by about 100,000 people over the next 20 years). Major initiatives include the purchase of land and subsequent construction of the new park areas. Since there are carry-forward available funds, no new funding is requested in the 2011 Capital Budget for Park Land Acquisition. \$1,000,000 is requested for New Park Development, specifically 3333 Main Street, and Phase 1&2 of the Trillium Park development.

**Recreation Facilities** **\$3,877,000**

(Capital Plan Reference R)

The goals of the Recreation Facilities program are to ensure the safety of patrons and workers, maintain the proper functioning of buildings, and ensure the recreation facility system (around 300 buildings) meets the needs of a diverse and growing population. Major tasks include the repairing, upgrading, expansion and/or replacement of

community centres, swimming pools, ice rinks, field houses, and other recreation facilities. Most of the capital project funding has been received in 2009 and 2010. These projects will be finalized in 2011.

The West Point Grey Community Association has contributed \$50,000 for gym office renovations and Theatre Under the Stars has contributed an additional \$140,000 to the Malkin Bowl project.

**Street Tree Planting Program** **\$150,000**  
(Capital Plan Reference S)

The goal of the Street Tree Planting program is to increase the number of trees along streets throughout the City to about 155,000 trees (currently there are about 135,000, up from about 90,000 in 1989). Major tasks include the purchase of trees and the planting of trees. Approximately 500 trees are expected to be planted in 2011.

**Overhead** **\$1,650,000**  
(Capital Plan Reference ‘Overhead Charges’)

Parks Overhead consists of costs for Planning and Development staff (e.g., Project Managers) as well as General Administration costs which are directly attributable to Parks Capital programs/projects and as such are fully recoverable from Capital. As noted in the detail submissions, overhead is allocated to specific programs/projects such that gross budgets and actuals form the basis for budget monitoring and asset capitalization.

**Emerging Priorities** **\$3,000,000**

Emerging Park Board priorities not included under Park Board in the 2011 Capital Budget include:

- Southeast Vancouver Senior Centre (\$2,500,000 from Civic Facilities unallocated debenture funding) A proposed addition to Killarney Community Centre, based on an early feasibility study. Vancouver would be responsible for a portion of the capital cost conditional on external funding.
- Southeast False Creek Non Motorized Boating Dock and Ferry Terminal (\$500,000, reallocation of funding from closed projects)

**(ii) Status Report of Carry Forward Projects**

As of September 2010, Parks and Recreation has spent \$114.1 million on a total budget of \$174.0 million. The projected deficit for the department as a whole is \$2.3 million, which is mainly due to the VanDusen Visitor Centre. The remaining \$59.9 million will be used to complete major projects including Trout Lake Community Centre construction,

Van Dusen Gardens Visitor Centre Renewal, Park Land Acquisitions, Emery Barnes Park, Trillium Park site development and development of several synthetic turf fields.

A detailed list of projects, including major milestones completed and to be completed can be found in Appendix 2 that follows this section.

**(iii) Capital Account Close Out**

Council authority is required to close out capital accounts with variances exceeding \$50,000 and 15% of the approved budget. Council authority is also required to reallocate capital funding exceeding \$50,000.

Staff are recommending the close out of \$20.5 million with a cumulative positive balance of \$0.5 million. The details of this \$0.5 million balance can be found in Appendix 3.

**Next Steps**

Council is scheduled to consider the Capital Budget for 2011 at the City Services & Budgets Committee meeting on February 1<sup>st</sup>, 2011.

**SUMMARY**

This report recommends approval of the Board's 2011 Capital budget and Close-outs reports and recommends to receive for information the Status Report of Carry Forwards for projects funded in previous years.

The Park Board's Capital Budget for 2011 totals \$12,218,000 for both park and facility projects. Major projects include the demolition of existing buildings, park design and community consultation at Hillcrest Park and the development of new park lands at 3333 Main Street and Trillium Park, Ongoing programs such as playground upgrades, playfields upgrades, community-based projects, and street tree planting will also be funded. Emerging priorities for 2011 total \$3,000,000 and are funded through other City funding (Civic Facilities).

Prepared by:

Danica Djurkovic  
Planning and Operations  
Vancouver Board of Parks and Recreation  
Vancouver, BC  
DD:mss

Appendix 1

---

2011 Capital Budget

## 2011 Capital Budget

DIVISION	PROGRAM	PROJECTS	Ref.#	Community						
				Capital from Borrowing Authority	Capital from Revenue	City-Wide Development Levies (DCLs)	Amenity Contributions (CACs)	Other City or Park Funding	External Funding	
TOTAL				\$12,218,000	\$3,120,000	\$3,024,000	\$5,684,000	\$50,000	\$150,000	\$190,000
P. Parks				\$5,541,000	\$920,000	\$1,211,000	\$3,210,000	\$50,000	\$150,000	\$0
Q. Land Acquisition and development				\$1,000,000	\$0	\$0	\$1,000,000	\$0	\$0	\$0
R. Facilities				\$3,877,000	\$1,250,000	\$1,663,000	\$774,000	\$0	\$0	\$190,000
S. Street Trees				\$150,000	\$0	\$150,000	\$0	\$0	\$0	\$0
Overhead & Project Management				\$1,650,000	\$950,000	\$0	\$700,000	\$0	\$0	\$0
P. Parks	P-01 Park Renewal	a) Hillcrest and Riley Parks e) Hastings Park Development	P-01a P-01e	\$1,500,000 \$430,000	\$250,000 \$0	\$0 \$0	\$1,250,000 \$430,000	\$0 \$0	\$0 \$0	\$0 \$0
	P-02 Walking, Cycling & Universal Access	c) Cycling	P-02c	\$70,000	\$0	\$0	\$20,000	\$50,000	\$0	\$0
		d) Universal Access	P-02d	\$200,000	\$0	\$150,000	\$50,000	\$0	\$0	\$0
	P-03 Playgrounds	a) Playgrounds	P-03a	\$600,000	\$415,000	\$0	\$185,000	\$0	\$0	\$0
	P-04 Playfields	a) Grass playfields	P-04a	\$1,030,000	\$30,000	\$0	\$1,000,000	\$0	\$0	\$0
	P-05 Sport Courts/Active Uses	c) Tennis courts	P-05c	\$225,000	\$225,000	\$0	\$0	\$0	\$0	\$0
		d) Wading pools and water spray parks	P-05d	\$250,000	\$0	\$0	\$250,000	\$0	\$0	\$0
	P-06 Other Park Improvements	c) Minor park upgrades and unforeseen projects	P-06c	\$351,000	\$0	\$351,000	\$0	\$0	\$0	\$0
	P-08 Conservation/ Restoration	a) Stanley Park: rock scaling and slope stabilization	P-08a	\$180,000	\$0	\$180,000	\$0	\$0	\$0	\$0
		b) Stanley Park: forest management	P-08b	\$80,000	\$0	\$80,000	\$0	\$0	\$0	\$0
c) Everett Crowley Park		P-08c	\$100,000	\$0	\$100,000	\$0	\$0	\$0	\$0	
P-09 Park Infrastructure	c) Structures (bridges, piers, stairs, fences, etc.)	P-09c	\$150,000	\$0	\$150,000	\$0	\$0	\$0	\$0	
	g) Electrical, sewer and water infrastructure	P-09g	\$150,000	\$0	\$0	\$0	\$0	\$150,000	\$0	
P-10 Planning and Public Involvement	a) Neighbourhood Matching Fund & Park Partners	P-10a	\$100,000	\$0	\$100,000	\$0	\$0	\$0	\$0	
	b) Park Planning & Research	P-10b	\$125,000	\$0	\$100,000	\$25,000	\$0	\$0	\$0	
Q. Land Acquisition and development	Q-02 New Park Dev.	a) Development of newly acquired park	Q-01b	\$1,000,000	\$0	\$0	\$1,000,000	\$0	\$0	\$0
R. Facilities	R-01 Major Renewal / Replacement	c) VanDusen Garden buildings	R-01c	\$774,000	\$0	\$0	\$774,000	\$0	\$0	\$0
		f) Trout Lake Community Centre	R-01f	\$1,250,000	\$1,250,000	\$0	\$0	\$0	\$0	\$0
		g) Malkin Bowl	R-01g	\$140,000	\$0	\$0	\$0	\$0	\$0	\$140,000
		i) Facility studies	R-01i	\$35,000	\$0	\$35,000	\$0	\$0	\$0	\$0
		j) Facility upgrades with external funding	R-01j	\$50,000	\$0	\$0	\$0	\$0	\$0	\$50,000
	R-02 Improvements / Renovations	b) Concessions	R-02b	\$163,000	\$0	\$163,000	\$0	\$0	\$0	\$0
	R-03 Building Infrastructure	b) Pools	R-03b	\$250,000	\$0	\$250,000	\$0	\$0	\$0	\$0
		c) Rinks	R-03c	\$200,000	\$0	\$200,000	\$0	\$0	\$0	\$0
		d) Other facilities	R-03d	\$365,000	\$0	\$365,000	\$0	\$0	\$0	\$0
		e) Roof replacement	R-03e	\$250,000	\$0	\$250,000	\$0	\$0	\$0	\$0
f) Floor replacement		R-03f	\$50,000	\$0	\$50,000	\$0	\$0	\$0	\$0	
g) Painting (interior and exterior)		R-03g	\$125,000	\$0	\$125,000	\$0	\$0	\$0	\$0	
h) Abatement of hazardous materials		R-03h	\$150,000	\$0	\$150,000	\$0	\$0	\$0	\$0	
R-04 Conservation Initiatives	a) Energy and water conservation	R-04a	\$75,000	\$0	\$75,000	\$0	\$0	\$0	\$0	
S. Street Trees	S.01 Street tree planting	S-01a	\$150,000	\$0	\$150,000	\$0	\$0	\$0	\$0	
Administration	Project Management and Overhead		\$1,650,000	\$950,000	\$0	\$700,000	\$0	\$0	\$0	

## Emerging Priorities

Emerging Priorities	South East False Creek Non-Motorized Boating Dock	\$500,000	\$0	\$0	\$0	\$0	\$500,000	\$0
	South East Vancouver Seniors' Centre (Killarney Community Centre Addition)	\$2,500,000	\$2,500,000	\$0	\$0	\$0	\$0	\$0

## Appendix 2

---

Park Board Capital Program Carry forwards  
from the 2006-08 Capital Plan and  
2009-10 Capital Budgets



Parks & Recreation - Open Capital (as of September 2010)							
Program / Project	Budget	Actual	Balance	Projected Surplus (Deficit)		Completed	To Be Completed
<b>2006-2008</b>							
Mount Pleasant Park Plan Design	1,000,000	338,933	661,067	0	0%	Park concept plan final open house Sept 22/10 park plan includes community garden, pathways, playgrounds, skateboard spot, lawns, place for future outdoor pool	Plan adopted by Park Board in November 2010; construction drawings to be completed and project tendered in Jan/Feb for spring construction; park opening scheduled for early Fall 2011
Oppenheimer Park Renewal	2,532,000	2,780,656	(248,656)	(280,000)	(11%)	Park redevelopment is complete: playground, pathways, fencing, irrigation system, tree planting, fieldhouse	Finalize contractor deficiencies, finalize vendor billing and close commitments, pay out holdback. Project waiting for Final Completion (outstanding items) and commemoratives NOTE: The deficit is due to additional advance construction work required to make the building usable for the Olympics, poor soil issues, installation of sod instead of grass seed to ensure earlier community access and some minor building scope changes. The \$280K deficit is anticipated to be funded from Park Enhancements 30010887 and Minor Park Improvements from the 2009 & 2010 capital budgets.
2008 Playground Renewal	165,000	110,881	54,119	0	0%	Locarno playground, Sunset playground and initial consulting for Kits Beach playground.	Kits Beach playground is under construction and should be substantially complete by the end of 2010 UPDATE (Dec 2010): Kits Beach playground is now complete; only deficiencies outstanding.
Trillium Park Site Development	4,740,945	2,055,983	2,684,963	0	0%	Soil remediation work substantially complete; construction of fields well under way	Construction of fields
2006 Youth Park/2007 Sports Courts	425,000	318,409	106,591	0	0%	Renfrew Lacrosse box, John Henry tennis courts, McSpadden tennis courts, Kensington skate plaza and various smaller projects	Vanier Park BMX/mountain biking facility and repairs to downtown skate plaza
2008 Cliff Stabilization/Scaling	82,405	20,405	62,000	0	0%		Ongoing program to stabilize cliff faces above seawall.
2008 NMF Program & Park Partners	50,000	50,735	(735)	0	0%	Various small community-shared projects	Various small community-shared projects
2008 Park Planning & Feasibility Studies	50,000	31,614	18,386	0	0%	GIS & graphic work, "Water in the Parks" project, park inventory update, accessibility study and signage	Park Board strategic plan
2006, 2008 Park Land Acquisition	5,650,127	144,962	5,505,165	0	0%		Land acquisition
Expropriation 1190 Seymour/515-585 Davie	8,200,000	7,719,505	480,495	0	0%		Land appropriation (any surplus will be returned to the DCL reserve)
Demolition 1190 Seymour/515-585 Davie	100,000	0	100,000	0	0%		Building demolition
Park Land Acq - 4320 Atlin	910,000	874,178	35,822	0	0%	Land purchased	A portion of this property is to be sold with the net proceeds to be returned to Park Land Acquisition Capital.
Development of Newly Acquired Parks	1,000,000	276,688	723,312	0	0%	Oak and 37th - now called Oak Meadows Park.	Trillium Neighbourhood Park will be built as soon as the two new synthetic fields are complete in Mar 2011. To start community planning and engagement in 2011.

Parks & Recreation - Open Capital (as of September 2010)							
Program / Project	Budget	Actual	Balance	Projected Surplus (Deficit)		Completed	To Be Completed
Emery Barnes Park-Phase 2 DCL	5,500,000	2,762,787	2,737,213	1,800,000	33%	Phase 2 of park is 90% complete	These funds will be used for Phase 3 of Emery Barnes Park, which is the demolition of final buildings on the park site and conversion into a park. Any surplus will be returned to the DCL reserve to be used for the next downtown park.
Percy Norman Aquatic Ctr (Legacy)	31,860,000	32,600,786	(740,786)	(750,000)	(2%)	Pool completed and opened to public.	Legacy fitout (converting the Olympic Centre to be used by the public). Final contractor deficiencies, finalize vendor billing and close commitments, payout holdbacks. Deficit to be funded from 2011 Trout Lake Community Centre project.
Killarney Rink Upgrades	15,047,800	15,345,274	(297,474)	(300,000)	(2%)		Finalize construction deficiencies after the post-Olympic conversion; final payment of contractor holdbacks. <b>NOTE:</b> Deficit is primarily from unforeseen underground services work, additional soil excavation, and BC Hydro underground electrical upgrade required to meet code. Deficit to be funded from 2011 Trout Lake Community Centre project.
Renfrew CC and Pool Renewal-Phase 2 2006-09	2,234,000	2,425,972	(191,972)	(200,000)	(9%)	Change rooms substantially complete	Final construction work for the change rooms. <b>NOTE:</b> Deficit is due to retrofit of the existing building requiring increased structural and mechanical scope. Deficit to be funded from 2011 Trout Lake Community Centre project funding.
2008 Concessions	875,000	96,340	778,660	0	0%	English Bay Bistro design work, Harbour Green consulting work, Legends of the Moon expansion	The Hillcrest concession will have the RFP out by Dec 2010. VanDusen concession to follow in early 2011.
2008 Computer System Upgrades	120,000	28,228	91,772	0	0%	Safari (recreation POS and booking system) and Tee Time (golf system) software and hardware upgrades	Digitizing Infrastructure drawings; recreation and Tee Time hardware/software upgrades and replacements.
<b>Total 2006-2008</b>	<b>80,542,277</b>	<b>67,982,336</b>	<b>12,559,941</b>	<b>270,000</b>	<b>0%</b>		

Parks & Recreation - Open Capital (as of September 2010)							
Program / Project	Budget	Actual	Balance	Projected Surplus (Deficit)		Completed	To Be Completed
<b>2009-2010</b>							
2009 Other Parks Renewal	178,000	62,364	115,636	0	0%	Various small projects	Carlton Park/Renfrew Park
2010 (Rink) Park Renewals	3,100,000	2,583,041	516,959	0	0%	Design and construction started at Grandview, Norquay and Fraserview parks.	Finalize construction at Grandview, Norquay and Fraserview parks. This is part of the federal Recreational Infrastructure Canada Program (RInC) due March 2011.
2009 Existing Pathways	104,000	4,019	99,981	0	0%		Connaught /Fieldhouse east side
2009 Pathways - Capital	119,000	61,060	57,940	0	0%	McCleery and Arbutus Village pathways	Carlton and Renfrew park pathway
2009 New Pathways Non-Capital	135,000	69,283	65,717	0	0%	Thornton Park pathway	Killarney and Strathcona pathways
2009 Cycling - Non-Capital	41,000	14,998	26,002	0	0%	Overhead allocation	Return loop in Stanley Park
2009 Universal Access	68,000	36,526	31,474	0	0%	2099 Beach Ave universal access ramp	For general ramp installations
2009 Playgrounds: New, Rebuild, Upgrade	195,000	77,923	117,077	0	0%	Various small projects	Prince Edward, Brewers and Strathcona Linear parks
2010 Playgrounds	408,000	443,429	(35,429)	0	0%	Kitsilano Beach playground design	Kits Beach playground construction (funded from external sources for \$400K and up to \$100K to be funded from the 2008/2009 Playground capital)
Sunset CC Playground (Assn Funded)	150,000	154,052	(4,052)	0	0%	Playground is complete	Cabinets to be funded by the Association
2009 Grass Playing Fields - Capital	535,000	335,727	199,273	0	0%	Connaught West field, annual field maintenance,	Connaught East and Moberly parks
2010 Grass Playfields - Non-Capital	125,000	0	125,000	0	0%		For annual field maintenance to keep them in playing form
2010 Synthetic Turf Playfields	6,246,000	2,422,247	3,823,753	0	0%	Design	Jericho Park(synthetic field, rugby, tennis, baseball), Memorial Park (track and synthetic field), Van Tech Courts Partnership, Grandview Park to be completed in early 2011
2009 Basketball Courts	68,000	41,565	26,435	0	0%	Stamps Place consultant work	Collingwood Park and Cedar Cottage
2010 Basketball Courts	227,000	0	227,000	0	0%		Capozzi Park
2009 Sports Courts - Capital	552,000	163,782	388,218	0	0%	QE Park tennis courts	Drainage repairs/upgrade to Charlson tennis courts
2009 Dog Off-Leash Areas	41,000	20,759	20,241	0	0%	Overhead allocation, SEFC fencing	Devonian Harbour
2010 Burrard Marina Renewal	102,000	0	102,000	0	0%		Burrard Marina renewal (scheduled to commence in 2010 and be completed in 2011)
ISF - English Bay Seawall Improvements	3,056,000	1,789,914	1,266,086	0	0%	Design and planning	Construction (to be completed by Dec 2010)
2010 Stanley Park Forest Management	51,000	0	51,000	0	0%		Continuing long-term Stanley Park Forest Management Plan
ISF - QE Park Road Repaving	1,019,000	776,568	242,432	0	0%	Design; contractor hired	Construction be done by Jan 2011
ISF - Stanley Park Road Repaving	3,056,000	3,849,659	(793,659)	(600,000)	(20%)	Initial scope of work complete	Increased scope in road repaving NOTE: Scope of road repaving was increased; deficit to be funded from the ISF Seawall/Brockton Pt project CPM-00010 (subject to approval from Federal Govt)
2009 Park Structures	261,000	107,561	153,439	0	0%	Lumberman's Arch guardrail	Stanley Park Overpass, Beaver Creek bridge, Pipeline Road bridge and Jericho Pier
2009 Jericho Park Marginal Wharf	1,460,000	65,776	1,394,224	0	0%	Public consultation	Wharf repair. The project is on hold pending Board direction. UPDATE (Dec 2010): Wharf demolition and shore reinstatement with the park redesign approved by Park Board in late 2010. All to be completed by the end of 2011.
2009 Elect, Sewer & Water Infra	54,000	228,104	(174,104)	0	0%	McBride park and Kits Rink and various small projects	Budget to be increased by \$150K for David Lam Park electrical upgrade

Parks & Recreation - Open Capital (as of September 2010)							
Program / Project	Budget	Actual	Balance	Projected Surplus (Deficit)		Completed	To Be Completed
2010 Electrical, Water and Sewer Infrastructure	204,000	0	204,000	0	0%		Sewage lift station (Sunset, Spanish Bank West) with packaged duplex units
ISF - Stanley Pk Sewer Pump Station Upgrade	1,019,000	205,397	813,603	0	0%	Design and planning	Construction
ISF - Seawall / Brock Pt Lighthouse Rehab	4,075,000	2,576,455	1,498,545	600,000	15%	Design and planning	Construction
ISF - Park Lighting Infrastructure / Fieldhouses	2,128,000	2,694,137	(566,137)	0	0%	Design and planning done	Construction to be done by Jan 2011.
2009 Neighbourhood Matching Fund	52,000	42,529	9,471	0	0%	Community shared projects including City Hall orchard, Kingsway community planters and South Hill banners	Various shared community projects
2009 Planning and Research	135,000	22,532	112,468		0%		Park Board strategic plan; Stanley Park Ecology Society (SPES) plan
2009 Riley Pk Aquatic Ctr Renewal	3,129,000	3,123,927	5,073	5,073	0%	Provided additional funding for Hillcrest Aquatic Centre	
Riley Park CC (Hillcrest Conversion)	12,607,000	10,199,191	2,407,809	0	0%	Design and planning	Construction (post-Olympic conversion)
ISF - VanDusen Garden Visitor Centre	19,765,000	9,518,081	10,246,919	(2,474,000)	(13%)	Foundations at 85%; Structure 20%; Services 30%; Site work 10%	Structure, interior partitions, finishes, glazing green roof, landscaping
2009 Nat Bailey Improvements	2,086,000	1,009,048	1,076,952	0	0%	Infrastructure improvements including electrical, washrooms, painting and a general "facelift"; new power supply and field lighting	Staff are currently working with the Vancouver Canadians to identify the next phase -- the current discussion is about infrastructure upgrades to the roof, life safety equipment, and seismic upgrades.
2009 Trout Lake CC	21,711,000	2,552,584	19,158,416	0	0%	Design	Construction
ISF - Malkin Bowl Perf Centre Upgrade	608,000	83,548	524,452	(250,000)	(41%)	Design and planning	Construction NOTE: Projected deficit to be covered by donation from Theatre Under The Stars (\$140K) and reallocations within existing Park capital projects.
2010 Community Centre Renewal Design	204,000	0	204,000		0%		For community centre renewal long term strategic plans - 3 feasibility studies
2009 Facility Studies	53,000	20,945	32,055	0	0%	Killarney Senior centre study	Facility studies in preparation of the 2012-2014 Capital Plan. Studies include Dr. Sun Yat Sen garden, Kensington Hall, indoor tennis and pool study. Funding to be spent between both the 2009 & 2010 accounts
2010 Facility Studies	132,000	0	132,000		0%	Stamps Place consultant work	Facility studies in preparation of the 2012-2014 Capital Plan. Studies include Dr. Sun Yat Sen garden, Kensington Hall, Indoor Tennis and pool study. Monies to be spent between both the 2009 & 2010 accounts
2010 Facility Upgrades with External Funding	20,000	0	20,000	0	0%		Final overhead costs to allocate
False Creek CC Office Study (Assn Funded)	174,000	186,001	(12,001)		0%	Planning and design	Office renovation (100% Association funded)
ISF - Roundhouse Turntable Plaza Rehab	1,825,000	223,986	1,601,014		0%	Planning and design	Construction
ISF - Stanley Park Pavilion & Fieldhouse Upgrades	509,000	9,842	499,158	110,000	22%	Planning and design	Construction
2010 Rinks - Major Mtce	204,000	0	204,000	0	0%		Sunset Rink repowering
2009 Roof Replacements - Capital	514,371	205,346	309,025		0%	Dunbar CC and Barclay Manor	Seasons restaurant roof; major repair to the West End Community Centre
2009 Floor Replacements - Non-Capital	104,000	57,360	46,640		0%	Funding for various small projects including Killarney CC, Kits CC change room, Kerrisdale pool, False Creek CC and Dunbar CC	False Creek CC, Dunbar CC and Roundhouse
2010 Abatement of Hazardous Materials	153,000	0	153,000	0	0%		Riley CC asbestos removal

Parks & Recreation - Open Capital (as of September 2010)							
Program / Project	Budget	Actual	Balance	Projected Surplus (Deficit)		Completed	To Be Completed
2009 Computer Systems	42,000	1,921	40,079	0	0%		Digitized infrastructure drawings; recreation and Tee Time hardware/software upgrades and replacements
2009 Street Tree Plantings	261,000	87,981	173,019		0%	Approximately 200 trees	Approximately 500 trees
2010 Street Tree Plantings	357,000	0	357,000		0%		Approximately 1,000 trees
<b>Total 2009-2010</b>	<b>93,422,371</b>	<b>46,129,168</b>	<b>47,293,203</b>	<b>(2,608,927)</b>	<b>(3%)</b>		
<b>Total 2006 to 2008 &amp; 2009 to 2010</b>	<b>173,964,648</b>	<b>114,111,504</b>	<b>59,853,144</b>	<b>(2,338,927)</b>	<b>(1%)</b>		

## Appendix 3

---

### Park Board Capital Program Close out and Reallocations

## Appendix 3: Capital Closeouts

Parks & Recreation - Closeouts					
Program / Project	Budget	Actual	Balance	%	Variance Explanation (Variances > \$50K and 15%)
<b>2006-2008</b>					
2008 Park Enhancement Projects	76,000	(60,373)	136,373	179%	Funding was set aside for Oppenheimer Park Renewal project (30011808) due to shifting priorities.
Tecumseh Park Renewal	500,000	551,097	(51,097)	-10%	
Hillcrest Park Overflow Parking	300,000	467,190	(167,190)	-56%	The parking lot was finished to a higher standard than budgeted for. This higher standard was requested by the lessee of Nat Bailey Stadium and to meet operational requirements. This additional cost to be funded from the Hillcrest/Riley park project \$1.5M anticipated in the 2011 capital budget P-01a.
2008 Youth Parks	275,000	291,379	(16,379)	-6%	
2006 Fraser River Park Signage	19,127	58,689	(39,562)	-207%	
2008 Minor Improvements to Parks	150,000	152,669	(2,669)	-2%	
2008 Everett Crowley Park Improvement	100,000	50,439	49,561	50%	
Jericho Park Marginal Wharf	669,553	34,820	634,733	95%	Funding to be consolidated with 2009 Jericho Park Marginal Wharf project (CPP-00020)
Design/Construction Trout Lake Rink (Legacy)	15,940,000	15,984,795	(44,795)	0%	
<b>Total 2006-2008</b>	<b>18,029,680</b>	<b>17,530,706</b>	<b>498,974</b>		
<b>2009-2011</b>					
2009 Grass Playfields - Non-Capital	107,000	115,526	(8,526)	-8%	
2009 Minor Park Upgrades	359,000	333,759	25,241	7%	
2010 Minor Park Upgrades	102,000	1,785	100,215	98%	Funding to be used for Oppenheimer Park Renewal project (30011808) due to shifting priorities.
Pigeon Park Renovation	237,500	236,547	953	0%	
2009 Stanley Park Forest Management	73,000	119,729	(46,729)	-64%	
2009 Golf Courses	209,000	219,413	(10,413)	-5%	
2009 Malkin Bowl	9,000	9,000	0	0%	
2009 Facility Upgrades with External Funding	15,000	15,000	0	0%	
2009 Washrooms/Fieldhouses Major Mtce	59,000	97,829	(38,829)	-66%	
2009 Community Centre Major Mtce	160,435	609,986	(449,551)	-280%	Additional funding was required for Community Climate Change Action Plan (CCAP) Phase II additional items that added value to both long term operation and delivery of GHG reduction.
2010 Community Centre Major Mtce	306,000	4,244	301,756	99%	Funding to be used to offset priority unplanned costs in 2009 Community Centre Major Maintenance (CCAP Phase II).

Parks & Recreation - Closeouts					
Program / Project	Budget	Actual	Balance	%	Variance Explanation (Variances > \$50K and 15%)
2009 Pools - Major Mtce	104,000	101,702	2,298	2%	
2010 Pools - Major Mtce	153,000	2,121	150,879	99%	Funding to be used to offset priority unplanned costs in 2009 Community Centre Major Maintenance (CCCAP Phase II).
2009 Rinks - Major Mtce	104,000	131,552	(27,552)	-26%	
2009 Other Facilities - Major Mtce	104,000	135,247	(31,247)	-30%	
2010 Other Facilities - Major Mtce	36,000	707	35,293	98%	
2009 Painting-Interior/Exterior	104,000	127,522	(23,522)	-23%	
2010 Painting-Interior/Exterior	25,000	0	25,000	100%	
2009 Abatement of Hazardous Materials	104,000	113,495	(9,495)	-9%	
2009 Energy and Water Conservation Proj	78,000	166,235	(88,235)	-113%	Costs for 2010 program were charged to 2009 program order; costs for Brockton solar water heater greater than planned (e.g., permitting-related costs)
2010 Energy and Water Conservation Proj	51,000	707	50,293	99%	Costs for 2010 program were charged to 2009 program order
2010 Project Management and Overhead	0	0	0	0%	
<b>Total 2009-2011</b>	<b>2,499,935</b>	<b>2,542,106</b>	<b>(42,171)</b>		
<b>Total Parks &amp; Recreation</b>	<b>20,529,615</b>	<b>20,072,812</b>	<b>456,803</b>		

Proposed allocation of closeout surpluses (funding source for closeout deficits)

Oppenheimer Park (30011808)	261,829
2009 Jericho Park Marginal Wharf (CPP-00020)	634,733
Deficit to be funded from 2011 Hillcrest/Riley Park Renewal	(167,190)
Deficit to be funded from 2007 Sports Courts (30010169)	(16,379)
Deficit to be funded from 2008 Playground Renewal (30010889)	(42,231)
Deficit to be funded from 2009 Trout Lake Community Centre (CPF-00006)	(44,795)
Deficit to be funded from 2010 Grass Playfields (NPP-00022)	(17,986)
Deficit to be funded from 2010 Stanley Park Forest Management (NPP-00024)	(46,729)
Deficits to be funded from closeout surpluses	(104,449)
	<u>456,803</u>



## Appendix 4

---

### **Council Report**

2011 Capital Budget, Status and Close out,  
January 25, 2011

**LATE DISTRIBUTION**  
**For CS&B Committee - February 1, 2011**

**Supports Item No. 9**  
**CS&B Committee Agenda**  
**February 1, 2011**



**ADMINISTRATIVE REPORT**

Report Date: January 25, 2011  
Contact: Patrice Impey  
Contact No.: 604.873.7610  
RTS No.: 8990  
VanRIMS No.: 08-2000-20  
Meeting Date: February 1, 2011

TO: Vancouver City Services and Budgets Committee  
FROM: Director of Finance  
SUBJECT: 2011 Capital Budget, Status and Close-Out

**RECOMMENDATION**

- A. THAT Council approve the 2011 Capital Budget of \$337.2 million, made up of 2011 requests from the capital plan (\$161.1 million) and emerging priorities (\$19 million) previously approved 2003 - 2010 projects (\$152.7 million) and reallocated 2003 - 2010 funding from Close-outs (\$4.4 million) as summarized in Table 4 (Page 11) and detailed in the appendices.
- B. THAT Council approve the following additional funding sources for the 2011 Capital Budget (2011 requests and emerging priorities of \$180.1 million):

Funding Source	(\$000)
Capital from Revenue	\$31,654
Debenture	\$94,987
DCL/CACs	\$18,474
External and Other	\$34,999
Total	\$180,114

- C. THAT Council approve the reallocation of \$5,614,000 in debenture funding from Street and Bridge Infrastructure to the Permits and Licensing Re-engineering Project by varying \$5,614,000 in debenture borrowing authority from Street and Bridge Infrastructure to Information Technology.

*The variation of debt financing requires 8 votes of Council.*

- D. THAT Council approve the reallocation of \$1,133,333 in debenture funding to cover a portion of the funding shortfall on the Van Dusen Garden Visitor Centre, by varying debenture borrowing authority as follows:

\$814,188 from Civic Facilities to Park Board

\$318,145 from Street and Bridge Infrastructure to Park Board

These amounts are surplus funds from other projects in the Federal Infrastructure Program as described in Table 5.

*The variation of debt financing requires 8 votes of Council.*

- E. THAT Council approve variances on close out of projects and the reallocation of unexpended Capital funding from closeouts as detailed in Appendix 1.

#### **GENERAL MANAGER'S COMMENTS AND CITY MANAGER'S COMMENTS**

The Capital budgeting process at the City of Vancouver continues to evolve. Following direction from Council in June 2009 to enhance our Capital Budget reporting, the Capital program was identified as an opportunity for business transformation through the Vancouver Services Review process in 2009. The Capital Program Review VSR initiative was launched in 2010, with the goal of improving many elements of our Capital Program from strategy through to project oversight and reporting. In the interim, staff have put in place a number of short term improvements to the Capital budget process. In June 2010, staff presented the 2010 capital budget which for the first time, aligned the budget with a more accurate projection of the organization's capacity to complete projects or phases of multi-year projects within the fiscal year, which was especially important given the high risk/tight timeline of the Federal Infrastructure projects. As well, new capital requests were reviewed in conjunction with all open capital projects and the availability of funding from closed capital projects. The 2010 budget was the first time the budget reflected the full estimate of 2010 spending, something that our auditors have encouraged us to do, and one which will enable review and reporting of our actual performance to budget for capital. As well, a rigorous corporate project oversight process was put in place with an emphasis in 2010 for the time sensitive Federal Infrastructure projects.

Building on this process, to enable better alignment of our budget with our expenditures on capital, the 2011 capital budget is now ready for approval by February 2011, rather than mid-year. As well, given that the capital plan was developed 3 years prior, staff completed a city wide review of emerging capital priorities not identified in the original plan, and reprioritized projects to align with Council priorities and the Corporate Business Plan. For the first time, an accounting of the capital expenditure for 2010 versus budget is included in this report and this will begin the process of quarterly reviews and reporting.

These changes will enable more transparency and accountability regarding the capital budget process and will support the broader VSR Capital program review initiative.

### *COUNCIL POLICY*

It is Council policy to plan for capital expenditures on a multi-year cycle. Three year Capital Plans are developed to match the term of Council, and allow for a borrowing plebiscite to be held in conjunction with the civic election.

Funding from the three year Capital Plan is allocated to specific Capital Programs and Projects through the annual Basic Capital Budgeting process. Council approval of the annual Basic Capital Budget is required before work can proceed on specific programs/projects.

Council's policy for capital works is to fund sewer and water capital expenditures from debenture borrowing and to fund the balance of capital expenditures from a combination of debenture borrowing, contributions from the Operating Budget ("Capital from Revenue"), Development Cost Levies ("DCLs"), Community Amenity Contributions ("CACs"), and contributions from senior governments and third parties.

Sections 236 and 242 of the Vancouver Charter give Council the authority to approve borrowing authority for capital expenditures related to water, sewer and neighbourhood energy without reference to the electors. Section 245 requires that borrowing authority for other capital expenditures be approved by a majority of the electorate through a borrowing plebiscite (Plebiscite Borrowing Authority).

Through the Capital Budget process, borrowing requirements are established. Issuing of debentures to support the capital budget is approved by council through a by-law executed at the time of the debenture issue.

In June 2003, Council approved the Financing Growth Policy which set out policy for the collection and use of DCLs and CACs. The allocation of both DCL and CAC funding to specific amenities is approved by City Council.

- DCLs assist in recovering capital-related growth costs that arise from new developments. DCLs are generally allocated on a "cash available" basis among the following priorities for public amenities: park, replacement housing, transportation, and childcare projects in proportions specified in the DCL Bylaw (see related report to Council RTS 08780).
- CACs are developer contributions that arise from rezonings and which are directed toward mitigating the impact of a new development. Council is not limited in the use of these funds, though they are historically invested in the general area affected by the rezoning.

Council authority is required to close capital accounts with variances exceeding 15% and \$50,000 of the approved budget, and to reallocate Capital funding over \$50,000.

## **PURPOSE**

The purpose of this report is to:

1. Provide a financial status of all current capital projects
2. Report on the 2010 Capital expenditure versus the 2010 budget
3. Seek Council approval for Capital Close-Outs with variances exceeding \$50,000 and 15% of budget.
4. Seek Council approval of the 2011 Capital Budget (made up of new 2011 requests, previously approved capital projects from 2003 - 2010 as well as reallocations from Capital Close-outs)
5. Update council on the initiative underway for process improvements and changes to our Capital budgeting and planning processes, which is a VSR priority.

## **BACKGROUND**

On June 11, 2009, Council approved the following pertaining to the City's capital budgeting/monitoring process:

*THAT staff review capital planning processes of other public sector organizations and come back to Council with recommendations on changes to the City's capital planning process that supports more rigor in financial estimates, timelines and project oversight and completion.*

Two significant actions have been taken to address this directive:

1. The Capital Program Review Project was initiated as part of the Vancouver Services Review - the purpose of this project is to examine and recommend improvements to all major steps in the City's Capital Program, including, planning and budgeting, project approval and execution, and reporting of project status and financial status.
2. Alignment of Capital Budget with Capacity - In 2010, Staff undertook a comprehensive review of the capital budget, including outstanding projects, reallocation of funds from closed projects and new funding allocation requests in 2010. This resulted in a decreased 2010 capital budget which was more aligned to the capacity to complete the work in 2010. It also increased the comprehensiveness of the capital budget by giving Council the ability to provide direction/approval on all capital works whether previously approved or not.

## **VSR CAPITAL PROGRAM REVIEW**

In September 2009, the Corporate Management Team approved a review of the City's capital process and assigned it to the Vancouver Services Review Team. The Capital Program Review will examine and recommend improvements to all major steps, including:

- planning and budgeting
- project approval and execution
- reporting of project status and financials

The purpose of the Capital Program Review is to ensure that the City manages its capital assets and investments:

- more comprehensively on a City-wide basis
- with greater rigour and transparency
- in a manner that yields greater 'value for money'
- in a manner that uses staff resources more efficiently

The Capital Program Review will build on the significant changes that have been initiated as part of the 2010 and 2011 Capital Budgets:

- building flexibility into the way funds are allocated in order to respond to changing conditions;
- including previously approved but unspent capital funds in the budget review;
- requiring project managers to assess the risks associated with each project/program and to bring more rigour to the project budgeting;
- requiring project managers to outline the project/program's cash flow;
- instituting a corporate oversight system for large capital projects, including all projects that received Federal infrastructure funding.

The first phase of the capital program review is a review of the way in which the City does its capital planning and budgeting. Currently, the City prepares a 3-year Capital Plan, which is subsequently allocated into three Annual Capital Budgets. Some of the challenges associated with the current process include:

- Timeframe: using only a 3-year timeframe for making capital planning decisions does not adequately reflect the fact that many capital assets last between 30 and 100 years and a longer horizon is more appropriate;
- Partial view: a significant number of capital planning decisions (such as commitments related to 'Community Amenity Contributions' and 'Area-specific Development Cost Levies') have not been integrated into the capital planning process;
- Strategic City-wide view: capital planning documents are structured department by department rather than by type of asset with a City-wide focus, such as community facilities or business process changes;
- Limited adaptability to emerging priorities: the 3-year Capital Plan identifies a relatively detailed list of projects and programs, which does not lend itself well to changing economic circumstances or Council priorities.

The intent is to have the new process instituted in time for the 2012-2014 Capital Plan and public referendum. Significant changes to the capital planning and budgeting process include:

- preparing a 10-year Capital Investment Strategy to guide shorter-term capital planning decisions; the 10-year Strategy will be prepared prior to the preparation of the 3-year Capital Plan; this new document will enable strategic discussion of life-cycle asset management requirements, growth requirements and emerging priorities;
- incorporating funding sources such as 'Community Amenity Contributions' and 'Area-specific Development Cost Levies' as part of the process;

- the 10-year Strategy and the 3-year Plan will be organized so that they can be more responsive to changing conditions and aligned to emerging changes in fiscal requirements and fiscal capacity;
- capital planning documents will be structured based on major service categories such as "community facilities", "parks and public spaces", "housing", "transportation", "utilities", "public safety", etc.;
- the 1-year Capital Budget will be accompanied by a 2-year forecast, so that Council has a 3-year outlook when approving the annual budget.

Appendix 5 contains more details on some of the changes being considered as part of Capital Program Review project. Staff will provide Council with additional information about the new planning and budgeting process in March 2011.

#### 2011 CAPITAL BUDGET IMPROVEMENTS:

The key objective for the 2011 Capital Budget, consistent with 2010 was to minimize new funding requests for capital projects by maximizing the use of unexpended funds from existing and closed projects, continuing to build staff understanding of the capacity to deliver, giving primary attention to addressing council priorities and value for money, thus allowing us to maintain available funds for future emergent priorities.

#### *DISCUSSION*

The following discussion focuses on key areas of the capital budgeting process, including:

1. Review of the 3 year capital plan which identifies major programs and funding sources for the annual budget.
2. Review of the 2010 projected spending relative to budget and prior year spend which provides context regarding the capacity for 2011 capital spending
3. Summary of Capital Close-outs of completed projects. This informs Council's approval of project variances on close out as well as reallocation of unspent funds
4. Review of status of ongoing projects, including an update on Federal Infrastructure projects, including details of variances to original budget and details of ongoing projects that will be part of the 2011 budgeted spend.
5. 2011 new capital requests, including those previously identified as part of the 2009 - 2011 Capital Plan, and emerging priorities not known at that time.

#### **1. 2009-2011 Capital Plan**

The 2009-2011 Capital Plan provides the framework that guides the development of annual Basic Capital Budgets in 2009, 2010, and 2011. Approval of Capital Plan allocations does not provide authority to undertake a program or project expenditures. Council confirms these expenditures and the appropriate funding sources as part of the annual 2009, 2010, and 2011 Basic Capital Budgets.

Some adjustments have been made to the Capital Plan due to additional funding provided from area-specific DCLs and CACs as appropriate, senior governments (notably the Federal Infrastructure program), other third parties (such as Translink) and by property owners (through the Local Improvement Process).

The 2009-2011 Capital Plan approved by Council in September 2008 contemplated Capital expenditures of \$521.0 million.

Funding for the 2009 - 2011 Capital Plan is derived from:

**Table 1: 2009 - 2011 Capital Plan Approved Funding (\$million)**

Funding Source	2009-2011 Funding
	Original
Plebiscite-approved borrowing authority	\$219.5
Council-approved Sewer borrowing authority	\$95.8
Council-approved Water borrowing authority	\$61.6
Debenture Costs	\$4.3
<b>TOTAL DEBENTURE</b>	<b>\$381.2</b>
Capital from Revenue (Operating Funding)	\$75.0
Development Cost Levies (DCL)	\$63.4
Community Amenity Contributions (CAC)	\$1.4
<b>CAPITAL PLAN - ORIGINAL FUNDING</b>	<b>\$521.0</b>

Since the original Capital Plan was developed, the following changes to funding have been made:

Council-approved Neighbourhood Energy Utility borrowing authority	\$1.4
Additional DCLs and CACs	\$8.75
Capital from Revenue	(\$1.1)
Other City Funding (not included in Plan)**	\$11.9
External Funding (including Federal Infrastructure)	\$125.4
<b>TOTAL FUNDING</b>	<b>\$667.3</b>

\*\*Other City funding includes funding reserves (e.g. Olympic Legacy Reserve, Capital Financing Fund), and reallocations from previous capital plans.

Long term Debt levels supporting the capital program are reported in the City's year end financial statements. The City continues to have strong credit ratings on our long term debt from Moody's (AAA (negative)) and Standard & Poor's (AA (stable)). The City's credit ratings are among the best municipal ratings in the country and are equivalent to the ratings of many Canadian regional municipalities.

Table 2 summarizes the revised 2009-2011 Capital Plan funding based on approvals to date and recommendations contained in this report.



	2009 to 2011 Capital Plan Funding Sources (\$000's)						
	Operating	Debenture	DCL/CAC	Other City	Total City Sources	External	TOTAL
Sewer	0	95,820	0		95,820	32,258	128,078
Water	0	61,582	0		61,582	5,167	66,749
<b>Total Utilities</b>	0	157,402	0	0	157,402	37,425	194,827
Streets	7,425	65,696	19,500	666	93,287	25,333	118,620
Electrical Plant	4,775	14,500	0	1,000	20,275	1,312	21,587
<b>Total Other Public Works</b>	12,200	80,196	19,500	1,666	113,562	26,645	140,207
<b>Total Engineering</b>	12,200	237,598	19,500	1,666	270,964	64,070	335,034
NEU		1,400			1,400		1,400
Library	2,500	4,100	0		6,600		6,600
Fire	0	1,295	0		1,295		1,295
Police	0	23,450	0		23,450	25,000	48,450
Community Services	19,800	22,745	29,400	5,200	77,145	35	77,180
Parks	9,600	62,298	22,650	1,221	95,769	31,075	126,844
IT and Business Transformation	9,100	5,614	0	300	15,014	212	15,226
Facilities	12,800	19,802	2,000	3,521	38,123	4,987	43,110
					0		
<i>Debenture Costs</i>		4,270			4,270		4,270
<i>Inflationary Adjustment</i>	4,000				4,000		4,000
<i>Supplementary Capital</i>	3,900				3,900		3,900
<b>Total Capital Plan</b>	<b>73,900</b>	<b>382,572</b>	<b>73,550</b>	<b>11,908</b>	<b>541,930</b>	<b>125,379</b>	<b>667,309</b>

## 2. 2010 Capital Budget - Review of Projected Spending to Year End

Table 3 outlines the projected 2010 expenditure versus the 2010 budget. As noted, the 2010 Budget included Q1 2011 budget for Federal Infrastructure for ease of approval and funding. Adjusting for the Q1 Federal Infrastructure projects, the 2010 projected expenditure of \$340 million is approximately \$58 million (or 15%) below the budgeted expenditure. The major factors accounting for under-spending were delays in beginning some Federal Infrastructure Projects, and strategic reprioritization of Federal Infrastructure projects over the 2010 regular capital in order to reduce the risk associated with the federal projects. In addition, the organization is still fine tuning its ability to predict the capacity to complete projects within an estimated timeline.

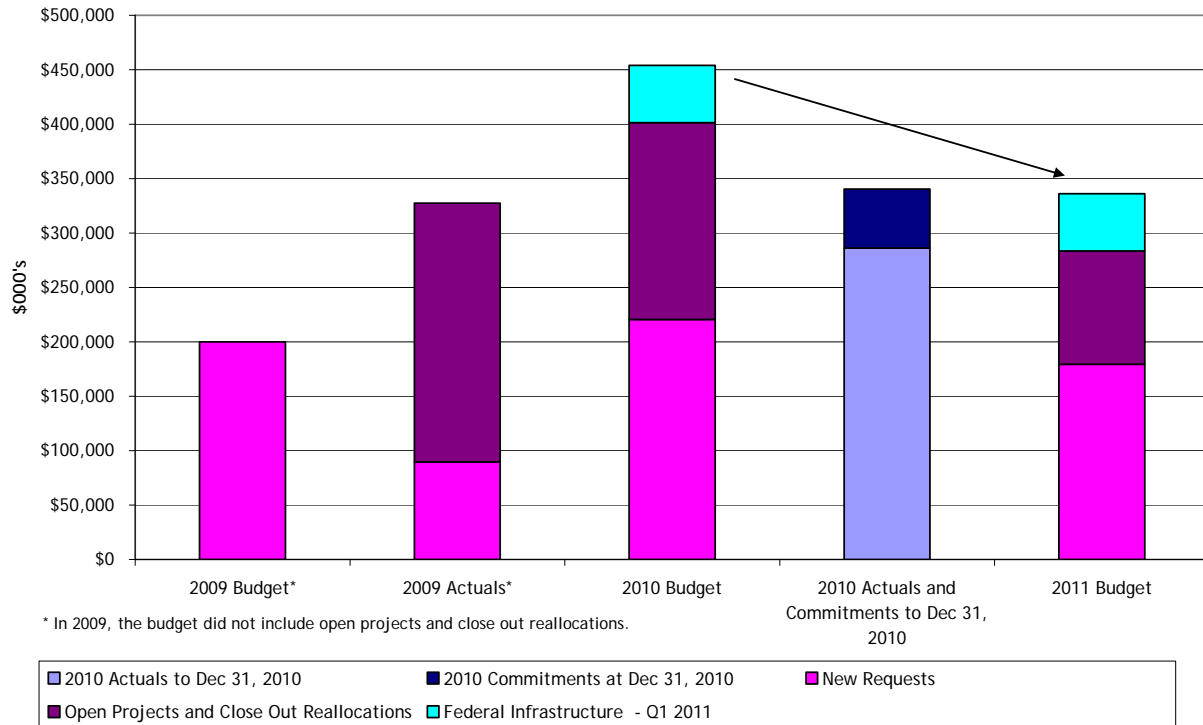
As this was the first year of budgeting to expected spending capacity, this deviation is reasonable. The 2011 budget will incorporate all open projects from 2010 which are still to be completed.

Table 3: 2010 Budget versus 2010 Actuals & Commitments to Dec 31, 2010 (\$000's)					
DEPARTMENT	TOTAL 2010 BUDGET	EST. 2011 Q1 INFRASTRUCTURE	TOTAL 2010 BUDGET LESS 2011 Q1 INFRASTRUCTURE	Actuals Projected to Dec 31, 2010*	2010 BUDGET LESS Q1 INFR VERSUS 2010 PROJECTED ACTUALS
FIRE	\$5,922	\$0	\$5,922	\$6,322	(\$401)
POLICE	\$46,935	\$10,900	\$36,035	\$30,970	\$5,064
LIBRARY	\$5,792	\$0	\$5,792	\$329	\$5,463
PARKS	\$103,269	\$23,756	\$79,512	\$76,566	\$2,947
COMMUNITY SERVICES	\$56,908	\$0	\$56,908	\$48,075	\$8,834
FACILITIES	\$30,591	\$4,000	\$26,591	\$36,647	(\$10,056)
INFORMATION TECHNOLOGY	\$19,570	\$0	\$19,570	\$12,796	\$6,774
ENGINEERING	\$180,200	\$14,000	\$166,200	\$127,071	\$39,129
Subtotal	\$449,186	\$52,656	\$396,529	\$338,776	\$57,754
Inflation Adjustment	\$2,110		\$2,110		
Debenture Costs	\$1,473		\$1,473	\$1,473	\$0
Corporate Overhead					
Supplementary Capital	\$1,310		\$1,310		
<b>TOTAL</b>	<b>\$454,079</b>	<b>\$52,656</b>	<b>\$401,423</b>	<b>\$340,249</b>	<b>\$57,754</b>

\*Final actuals will be confirmed following the year end close as year end accruals are still under way.

Figure 1 illustrates data related to capital spending versus budget for fiscal years 2009 and 2010. The 2010 expenditure is still a projection and this number will be finalized once the year end closing process is complete in February. As you can see, historically, as illustrated in 2009, the capital; going forward as illustrated in 2010, we will be requesting a comprehensive capital budget including ongoing projects as well as new ones and will be reporting at year end expenditures against that budget.

Figure 1: Capital Budgets & Expenditures 2009 - 2011



### 3. Close-Out of Completed Projects (2003 - 2010 budgets)

Approximately 128 projects with a total expenditure of \$85M were completed since the last capital budget report (dated June 15, 2010).

Seventy-one projects (55%) with a total budget of \$24.0 million closed with expenditures under the original budget by \$11.5 million; Twenty projects (16%) with a total budget of \$38.7 were completed on budget; and thirty-seven projects (29%) with a budget of \$22.4 million closed with total expenditures over budget by a total of \$3.5 million. Overall, across all 120 projects, there was an \$8M surplus (9.4%) from the original allocation of \$85M.

Table 4 indicates the final cost of the projects and a summary of the recommended reallocation of any remaining funds. A detailed list of closed projects and reallocations of remaining budgets can be found in Appendix 1.

Council authority is required to close capital accounts with variances exceeding 15% and \$50,000 of the approved budget, and to reallocate Capital funding over \$50,000.

**Table 4: Capital Program/Projects - Closeouts**

Capital Programs/Projects - Closeouts							
Department / Area	# of Projects	# of Deficit Projects	% of Deficit Projects	Budget	Actual	Surplus (Deficit)	Program Reallocations
Engineering Services - Public Works	23	6	26%	10,547,932	9,627,942	919,990	349,990
Engineering Services - Utilities	14	5	36%	2,687,880	872,784	1,815,096	1,815,096
EasyPark	5	2	40%	663,625	909,693	(246,068)	(246,068)
Solid Waste/Landfill	3	0	0%	1,106,000	156,175	949,825	0
Parks & Recreation	31	16	52%	20,529,615	20,072,812	456,803	456,803
Community Services	20	1	5%	34,496,880	33,947,994	548,886	65,487
Civic Property Management	14	2	14%	4,021,914	2,610,315	1,411,599	1,411,599
Information Technology	9	2	22%	5,709,780	3,511,440	2,198,340	535,555
Vancouver Police Department	1	0	0%	170,000	163,953	6,047	6,047
Vancouver Public Library	8	3	38%	5,120,000	5,129,426	(9,426)	(9,426)
<b>Total</b>	<b>128</b>	<b>37</b>	<b>29%</b>	<b>85,053,626</b>	<b>77,002,533</b>	<b>8,051,092</b>	<b>4,385,083</b>

#### 4. Capital Status of Ongoing Projects (2003 - 2010 budgets) @ Q3

**Capital Status:** Appendix 2 provides details of the Capital Status of all projects (2003 - 2010) which remain open and ongoing as of September 2010. These projects have unspent balances of \$294 million on budgets totaling \$864 million. Of the \$294 million unspent balance as of September 2010, approximately \$123 million is forecast to be spent in the last quarter of 2010.

Approximately \$153 million of the outstanding balance is budgeted to be spent in 2011. These projects can be grouped into the following categories:

- delayed projects \$18M
- Multi year projects - \$118 million (with a final projected spend of \$18 million in 2012/2013)
- Projects waiting for matching funds or opportunities - \$16 million

Of the 453 open projects, 349 (77%) are projected to finish on budget, 54 (12%) are projecting to finish under budget and 50 (11%) are projecting a deficit. On a budget of \$864 million, the projected variance is a \$6.3 million (1%) deficit, in part due to projects proposing increased scope to better meet project objectives and increase benefits. The 2011 reallocations and new requests include funding for this increased scope.

#### *Federal and Provincial Infrastructure Projects*

##### A. Federal/Provincial Infrastructure Stimulus funding:

In 2010, 31 capital projects with an overall budget of \$159.9 million received funding through the Infrastructure Stimulus programs. A total of \$53.5 million in Federal Infrastructure Stimulus and Recreational Infrastructure Canada (RINC) funding, as well as \$10 million in infrastructure funding through the Province was received. A total contribution from senior governments of \$63.5 million from the Infrastructure Stimulus Programs was included in the 2010 Capital Budget.

The Federal Infrastructure Stimulus funding was to be used for the rehabilitation or construction of Provincial, Territorial, Municipal, and Community Infrastructure Projects, and more specifically focused on the rehabilitation of existing and new infrastructure that could begin after the agreements were signed and be completed by March 31, 2011.

Details of the Federal program are as follows:

- The Federal Government agreed to match City funding at 33% (with the exception of 5 Stanley Park projects which were funded at 50% due to the federal government ownership of Stanley Park);
- Federal infrastructure stimulus funding had to be used toward eligible capital construction costs. Eligible costs do not include employee wage and benefits for City employees. As a result, to maximize the available Federal funding, all projects were contracted out with the exception of two Engineering projects (Upper Trout Lake West Sewer Separation, and Upper Trout Lake East Sewer Separation) which the Federal Government exempted from this requirement.

#### B. Program Oversight:

Due to the strict completion deadline of March 31, 2011 for these projects, a rigorous City oversight program was put in place to monitor City projects receiving infrastructure funding.

#### Extension Completion Deadline

On December 2, 2010, the federal government announced an extension to the March 31, 2010 deadline for completion of the projects under the Infrastructure Stimulus Fund and Recreational Infrastructure Canada Program to address significant completion risks being faced by municipalities across the country. The provincial government has confirmed this revision will apply to the infrastructure project in which it is a funding partner. The extension stipulates a revised completion date of October 31, 2011.

Several of the City's infrastructure projects have been acknowledged to be under significant time pressures and will benefit from the extension being provided by the federal and provincial governments. In recognition of this, on January 10, 2011, Council approved resolutions seeking extension of the completion date.

None of the projects requesting the extension will take full advantage of the revised completion date. It is anticipated that most projects will be completed before the end of the summer with final claims submitted before the October 31 deadline. The extended deadline will allow the projects to avoid acceleration costs.

As of December 31, 2010, the projected expenditure for the Infrastructure Capital Program is within budget. Of the 31 projects, 20 projects are on budget and for 2 projects, tenders returned higher than anticipated with a resultant final expenditure over budget. For 3 of the projects, staff are recommending an expanded scope. The explanations are as follows:

Projected expenditure over budget due to increased tendered costs:

1. City Hall Exterior Rehabilitation - This project is comprised of two major components, namely Part A - Masonry Restoration and Part B - Window Rehabilitation. Each component was tendered independently due to the nature of work. The tender results

for the construction of each part came in higher than expected due to the heritage impacts and tight timelines. Consideration was given to scaling back the scope of each component, however, in light of the costs incurred in project design, mobilization, and time, cost and effort to assemble and erect all of the scaffolding, it did not make economic sense to scale back the stone work. Similarly, after significant discussions and consultations with the Heritage Committee, Development Services, Planning and the Sustainability Group, a decision was made to install dual pane windows instead of single pane windows to achieve better energy and environmental performance while addressing the heritage factors. Scaling back the scope of work would diminish the anticipated performance benefits and result in future mobilization and installation costs in excess of the budget variance.

2. Waterworks Distribution System PRV Replacement - The contract bid for this project came in higher than expected. Three stations were at the end of their useful life and were in need of replacement. Reducing the scope by removing one station would not result in a long term deferral of costs as it would need to be replaced in the immediate future. In addition, other related Waterworks contracts were under budget and funding was available to cover the anticipated over expenditure related to the pressure reducing valve stations.

Projects where staff are recommending enhanced scope:

1. Stanley Park Malkin Bowl Centre Upgrade - The renovation of the existing building needed an expanded scope for the unforeseen required building code upgrades, as well as much needed upgrades to the washrooms and change rooms. It is much more practical and financially feasible to undertake these improvements at this time, since the construction cost to add to the existing ongoing project is significantly lower. This project is eligible for 50% share of the federal funding.
2. Stanley Park Road Repaving - This project needs an additional 525m of road improvements due to the poor condition of the existing road. There has been a significant erosion of the base road at this location, which creates a public safety hazard and liability to the City. Upgrades required here include drainage, base structure replacement, new asphalt paving, and new curb and gutter construction. It is much more practical and financially feasible to undertake these improvements at this time, since the construction cost to add to the existing ongoing project is significantly lower. This project is eligible for 50% share of the federal funding.
3. Van Dusen Garden Visitor Centre - Additional funding for the Van Dusen New Visitor Centre will contribute to:
  - a portion of the project cost that is not eligible for federal funding claim based on the Federal program guidelines (due to the late funding announcement);
  - additional soil excavation required due to the site conditions;
  - expanded scope of the project in order to achieve LEED Platinum certification and the "Living Building Challenge"/ Net Zero Energy Building per the Cascadia Green Building Council.

The expanded scope includes:

- the addition of photo voltaic solar panels necessary to achieve the "net-zero" energy target and expanded geothermal field;
- the addition of specialized window coverings to control building passive energy as part of "net zero energy" strategy;
- audio visual building infrastructure for educational, interactive and rental purpose;
- partial renovation of the existing Garden Pavilion Building mechanical room to accommodate mechanical equipment related to "net zero energy" target.

This expanded scope will contribute to achieving LEED Platinum and the "Living Building Challenge" per the Cascadia Green Building Council. The strategy of "net zero energy" is shared between the new Visitor's Centre and the existing garden pavilion, and there is an overlap in the mechanical systems required. The addition of the interactive interpretive exhibition will enhance the educational message regarding the sustainable features of the building and the garden. The VanDusen Botanical Garden Association has undertaken to raise funds specifically for the interpretation exhibition (\$600,000 value).

Staff overseeing Federal Infrastructure projects are proposing to reallocate funds from projects which are currently under budget to those projecting over expenditures pending Federal government approval. Project Amendment Applications were sent to the Federal government for approval and these applications are currently being reviewed. Staff will report back with an alternative plan and sources of funding for the additional \$1,089,000 that will be required if the federal portion of the project funding reallocation is not approved.

Table 5 below shows a summary of projects with surpluses that are being proposed as funding sources for the projects requiring additional funds.

Table 5: Projects with Funds Available

PROJECT	ORIGINAL BUDGET (\$000)	REVISED BUDGET (\$000)	% CHANGE	VARIANCE - FUNDS AVAILABLE (\$000)
Carnegie Centre Rehabilitation	\$4,000	\$2,279	-43%	\$1,721
41st Avenue Rehabilitation	\$6,000	\$3,831	-36%	\$2,169
Stanley Park Brockton Lighthouse	\$1,500	\$900	-40%	\$600
Stanley Park Pavilion & Fieldhouse Upgrades	\$500	\$390	-22%	\$110
Distribution Main Replacement - Kerrisdale & Fairview	\$5,000	\$4,235	-15%	\$765
<b>TOTAL</b>	<b>\$17,000</b>	<b>\$11,635</b>	<b>-32%</b>	<b>\$5,365</b>

Table 6 below shows the proposed funding sources for the Infrastructure projects requiring additional funds.

Table 6: Proposed Funding for Federal Infrastructure Projects Requiring Additional Funds

PROJECTS REQUIRING ADDITIONAL FUNDING					PROPOSED FUNDING SOURCE				
PROJECT	ORIGINAL BUDGET (\$000)	REVISED BUDGET (\$000)	% CHANGE	VARIANCE - ADDITIONAL FUNDING REQUIRED (\$000)	PROJECT	CITY FUNDING (\$000)	FEDERAL FUNDING (\$000)	EXTERNAL FUNDING (\$000)	TOTAL (\$000)
					Carnegie Centre Rehabilitation*	\$814	\$407	\$0	\$1,221
					41st Avenue Rehabilitation*	\$319	\$160	\$0	\$479
Van Dusen Garden Centre	\$19,400	\$21,874	13%	\$2,474	Park Board Development Cost Levies	\$774	\$0	\$0	\$774
<b>Sub Total</b>	<b>\$19,400</b>	<b>\$21,874</b>		<b>\$2,474</b>		<b>\$1,907</b>	<b>\$567</b>	<b>\$0</b>	<b>\$2,474</b>
City Hall Exterior Rehabilitation	\$2,900	\$3,400	17%	\$500	Carnegie Centre Rehabilitation*	\$333	\$167	\$0	\$500
Stanley Park Road Repaving	\$3,000	\$3,600	20%	\$600	Stanley Park Brockton Lighthouse	\$300	\$300	\$0	\$600
Stanley park Malkin Bowl Centre Upgrade	\$600	\$820	37%	\$220	Stanley Park Pavilion & Fieldhouse Upgrades	\$55	\$55	\$110	\$220
Waterworks Distribution System PRV Replacement	\$2,000	\$2,583	29%	\$583	Distribution Main Replacement - Kerrisdale & Fairview	\$583	\$0	\$0	\$583
<b>TOTAL</b>	<b>\$27,900</b>	<b>\$32,277</b>	<b>16%</b>	<b>\$4,377</b>		<b>\$3,178</b>	<b>\$1,089</b>	<b>\$110</b>	<b>\$4,377</b>

\* The funding reallocation of City funds from Carnegie Centre Rehabilitation and 41<sup>st</sup> Avenue require a varying of debt financing from Civic Facilities and Street and Bridge Infrastructure. This requires 8 votes of Council and has been included in the recommendations.

Any funds received from the Van Dusen Botanical Garden Association will offset the requirement for Park Board Development Cost Levies for the Van Dusen Garden Visitor Centre project.

The external funding of \$110,000 identified for the Stanley Park Malkin Bowl Centre Upgrade project is from Theatres Under the Stars.

## 5. 2011 New Capital Project Requests

The 2011 Capital requests seek approval of major planned expenditures for:

- Engineering (Capital Plan: Sewer, Water, Streets, Electrical Plant; Non Capital Plan: Easy Park, Solid Waste/Transfer & Landfill Operations);
- Parks;
- Civic Property Management
- Community Services
- Information Technology (Capital Plan and Non Capital Plan)
- Library
- 2011 Emerging Priorities

Table 7 summarizes the Capital Budget by program/project area and funding source and details for the 2011 Capital Budgets are provided for in Appendix 3. These include projects identified in the 2009 - 2011 Capital Plan as well as a number of new projects identified as emerging priorities, as outlined below.



Ref #	Department	2011 New Capital Requests - Proposed Funding Sources (\$000's)							
		Gross Budget	Operating Funding	Debenture Funding	DCL Funding	CAC Funding	Other City Funding*	Total City Funding	External Funding**
<b>Utilities</b>									
D	PUBLIC WORKS - SEWERS	46,948	0	36,448	0	0	0	36,448	10,500
F	PUBLIC WORKS - WATERWORKS	20,313	0	17,698	0	0	615	18,313	2,000
	<b>Total Utilities</b>	<b>67,261</b>	<b>0</b>	<b>54,146</b>	<b>0</b>	<b>0</b>	<b>615</b>	<b>54,761</b>	<b>12,500</b>
<b>Other Public Works</b>									
A	PUBLIC WORKS - STREETS	31,633	1,561	17,753	4,040	600	146	24,100	7,533
B	PUBLIC WORKS - ELECTRICAL PLANT	6,471	2,269	3,756	0	0	45	6,070	401
	<b>Total Public Works</b>	<b>38,104</b>	<b>3,830</b>	<b>21,509</b>	<b>4,040</b>	<b>600</b>	<b>191</b>	<b>30,170</b>	<b>7,934</b>
	<b>Sub Total</b>	<b>105,365</b>	<b>3,830</b>	<b>75,655</b>	<b>4,040</b>	<b>600</b>	<b>806</b>	<b>84,931</b>	<b>20,434</b>
	NEU	960	0	0	0	0	960	960	0
I	LIBRARY	1,933	0	1,664	0	0	269	1,933	0
J	PUBLIC SAFETY - FIRE & RESCUE	1,638	350	1,288	0	0	0	1,638	0
K	PUBLIC SAFETY - POLICE SERVICES		0		0	0	0	0	0
L - O	COMMUNITY SERVICES	21,097	9,702	0	8,100	0	3,295	21,097	0
P - R	PARKS & RECREATION	12,218	3,024	3,120	5,684	50	200	12,078	140
U	OTHER / IT	16,076	6,168	5,614	0	0	4,294	16,076	0
W	CIVIC PROPERTY MANAGEMENT	12,185	5,580	6,605	0	0	0	12,185	0
	DEBENTURE COSTS	1,041	0	1,041	0	0	0	1,041	0
	CORPORATE OVERHEAD	3,000	3,000	0	0	0	0	3,000	0
<b>TOTAL CAPITAL PLAN</b>		<b>175,513</b>	<b>31,654</b>	<b>94,987</b>	<b>17,824</b>	<b>650</b>	<b>9,824</b>	<b>154,939</b>	<b>20,574</b>
<b>NON CAPITAL PLAN</b>									
	EASY PARK	3,501	0	0	0	0	3,501	3,501	0
	SOLID WASTE / LANDFILL	1,100	0	0	0	0	1,100	1,100	0
<b>TOTAL</b>		<b>180,114</b>	<b>31,654</b>	<b>94,987</b>	<b>17,824</b>	<b>650</b>	<b>14,425</b>	<b>159,540</b>	<b>20,574</b>
<b>% of FUNDING</b>		<b>100%</b>	<b>18%</b>	<b>53%</b>	<b>10%</b>	<b>0%</b>	<b>8%</b>		<b>11%</b>

\*Other City funding includes funding from Reserves and reallocations of existing capital.

\*\*External funding includes Federal Infrastructure funding, as well as funds from external funding partners such as Translink and ICBC.

### Emerging Priorities

In previous years, there has been an annual allocation of funding for capital expenditures that arise outside of the Capital Planning process.

For the 2011 capital budget, a comprehensive list of emerging priorities has been developed. These are projects that were not contemplated in 2008 when the 2009 - 2011 Capital Plan was developed, but have since become priorities. 27 emerging priority projects with a total budget of \$19.5 million are proposed with the following funding sources:

- Unallocated capital plan debenture funding (\$11.3 million)
- Unallocated capital from revenue (\$3.2 million)
- Unallocated development cost levies (\$0.4 million)

- Funding from reserves (\$2.3 million), and
- Reallocation of existing budgets (\$0.5 million)
- Supplemental Capital (\$1.8 million)

As the details of these projects were not included as part of the 2009-2011 Capital Plan, a detailed list of these projects and funding sources can be found in Appendix 4.

Two of the major project groups are:

Hastings Park Redevelopment (\$2.4 million):

On December 2, 2010 (RTS. 8638), Council approved the Hastings Park/Pacific National Exhibition Master plan. Funding for six early implementation projects has been requested in the 2011 capital budget as proposed in the Hastings Park council report.

Business Transformation IT Projects (Vancouver Services Review) (\$9.7 million):

The Vancouver Services Review (VSR) began at Council's direction and entailed a review of core services and recommendations for shared services across all City departments and Boards. Business cases are developed from over 1,000 business transformation ideas received from staff across the organization. Each business case provides an overview of current services and a preliminary look into possible future states.

As these business cases become projects, capital funding is required for design and implementation of major business systems. \$9.7 million has been provided for 8 projects, as follows:

- Permits and Licensing Reengineering (\$5.6 million)
- Amada Portal Project (\$.19 million)
- Web Redevelopment (\$.99 million)
- Inventory and Warehousing (\$.2 million)
- Fabrication Services Rationalization (\$.2 million)
- Public Works Rationalization (\$.2 million)
- Accounts Payable Automation (\$.5 million)
- E-Procurement (\$1.8 million)

Appendix 4 contains descriptions of each of these projects.

Other projects include \$2.5 million for the City's potential contribution to a Seniors' Centre in southeast Vancouver (dependent on external funding), the second funding instalment for the Urban Search and Rescue facility, and for building of the non-motorized boating dock and ferry terminal for Southeast False Creek.

#### Debenture Costs and Operating Budget Impacts

*Debenture Costs:* The 2009 - 2011 Capital Plan contemplates City funding of \$4.3 million for debenture financing costs. The debenture cost allocation in 2011 has been allocated proportionately to the amount of debenture funding proposed. Total Debenture cost allocation for 2011 is \$1.041 million. Detailed allocations by program area are provided in Appendix 3.

*Operating Budget Impacts:* Many of the proposed Capital programs/projects require a subsequent increase to Operating Budgets in future fiscal years. The approval of this report does not constitute an approval of these operating costs. Proposed increases, estimated to be approximately \$2.1 million in 2012 will be dealt with as part of the annual Operating Budget review process.

## 6. Total Combined Capital Budget for Council Approval

The 2011 Capital Budget process has combined all proposed capital expenditures to ensure that Council approves the City's comprehensive 2011 Capital Budget. Table 8 below identifies the combined capital requests from the three sources (2011 requests, ongoing projects, and close-out reallocations).

Table 8: Total Capital Program Funding Source & Total Budget (Requests, Ongoing Projects and Reallocations)

	2011 Capital Requests	Closeout Reallocations	Balance from Ongoing Projects	Total 2011 Capital Budget
<b>Utilities</b>				
Public Works - Sewer	46,948,000	\$532,972	\$3,550,000	\$51,030,972
Public Works - Waterworks	20,313,000	\$1,282,125	\$3,670,000	\$25,265,125
<b>Total Utilities</b>	<b>\$67,261,000</b>	<b>\$1,815,097</b>	<b>\$7,220,000</b>	<b>\$76,296,097</b>
<b>Other Public Works</b>				
Public Works - Streets	\$31,632,877	\$63,508	\$15,200,972	\$46,897,357
Public Works - Electrical Plant	\$6,470,750	\$286,482	\$2,860,000	\$9,617,232
<b>Total Other Public Works</b>	<b>\$38,103,627</b>	<b>\$349,990</b>	<b>\$18,060,972</b>	<b>\$56,514,589</b>
NEU	\$960,000	\$0	\$4,000,000	\$4,960,000
Library	\$1,933,400	(\$9,426)	\$3,203,440	\$5,127,414
Fire	\$1,638,000	\$0	\$6,667,811	\$8,305,811
Police	\$0	\$6,047	\$11,688,628	\$11,694,675
Community Services	\$21,097,000	\$65,487	\$32,328,347	\$53,490,834
Parks	\$12,217,867	\$456,803	\$40,147,554	\$52,822,223
Information Technology & Business Transformation	\$16,076,000	\$535,555	\$9,490,240	\$26,101,795
Civic Property Management	\$12,185,000	\$1,411,599	\$12,077,133	\$25,673,732
Inflation Adjustment				\$0
Debenture Costs	\$1,041,000			\$1,041,000
Corporate Overhead	\$3,000,000			\$3,000,000
<b>Total Capital Plan</b>	<b>\$175,512,894</b>	<b>\$4,631,152</b>	<b>\$144,884,125</b>	<b>\$325,028,170</b>
<b>Non Capital Plan</b>				
Parking Operations		\$0	\$1,082,405	\$1,082,405
Easy Park	\$3,501,000	(\$246,068)	\$253,000	\$3,507,932
Solid Waste/Landfill	\$1,100,000	\$0	\$6,465,000	\$7,565,000
<b>2011 TOTAL BUDGET</b>	<b>\$180,113,894</b>	<b>\$4,385,084</b>	<b>\$152,684,530</b>	<b>\$337,183,507</b>

Of the \$153M balance from ongoing projects, approximately \$52 million relates to Federal Infrastructure projects, budgeted in 2010 for grant purposes, but attributable to 2011 work.

The full detail of these projects is presented in Appendix 2.

*CONCLUSION*

The 2011 Basic Capital Budget represents the third annual budget arising from the 2009-2011 Capital Plan. This report provides a summary of the 2011 Basic Capital Budget, the status of current capital projects, a report on 2010 Capital Expenditures versus 2010 Capital Budget and a summary of Capital Close-outs for Council review and approval.

\* \* \* \* \*

## Appendix 1: Capital Closeouts

Council authority is required to close capital accounts with variances exceeding \$50,000 and 15% of the approved budget, and to re-allocate capital funding exceeding \$50,000.

As part of the staff review of the capital program, capital funding approved in prior years but not allocated was also identified for consideration in addressing current and planned funding requirements. Capital programs/projects with budgets totalling \$85.1 million have been identified for closeout and staff recommend that \$4.4 million of the net overall surplus of \$8.1 million be reallocated as detailed in Table 1 below.

Table 1 also provides a summary of capital account closeouts by program area. The summary is based on SAP Capital Budget Statements as of September 2010.

Table 1: Capital Closeouts by Program Area

Capital Programs/Projects - Closeouts				
Department / Area	Budget	Actual	Surplus (Deficit)	Program Reallocations
Engineering Services - Public Works	10,547,932	9,627,942	919,990	349,990
Engineering Services - Utilities	2,687,880	872,784	1,815,096	1,815,096
EasyPark	663,625	909,693	(246,068)	(246,068)
Solid Waste/Landfill	1,106,000	156,175	949,825	0
Parks & Recreation	20,529,615	20,072,812	456,803	456,803
Community Services	34,496,880	33,947,994	548,886	65,487
Civic Property Management	4,021,914	2,610,315	1,411,599	1,411,599
Information Technology	5,709,780	3,511,440	2,198,340	535,555
Vancouver Police Department	170,000	163,953	6,047	6,047
Vancouver Public Library	5,120,000	5,129,426	(9,426)	(9,426)
<b>Total</b>	<b>85,053,626</b>	<b>77,002,533</b>	<b>8,051,092</b>	<b>4,385,083</b>

Details of the closeout balances, proposed allocations by program area, and explanations for significant variances are provided in the following sections.

## Appendix 1: Capital Closeouts

### Engineering Services

Engineering Services Closeouts					
Program / Project	Budget	Actual	Surplus (Deficit)	%	Program Reallocations
Streets	6,453,651	6,338,530	115,121	2%	(84,879)
Bridges	1,237,939	1,101,053	136,886	11%	136,886
Transportation	140,000	58,499	81,501	58%	11,501
Total	7,831,590	7,498,082	333,508	4%	63,508
Communications	716,342	716,342	0	0%	0
Lighting	1,900,000	1,506,566	393,434	21%	93,434
Signals	100,000	(93,048)	193,048	193%	193,048
Total	2,716,342	2,129,860	586,482	22%	286,482
<b>Total Public Works</b>	<b>10,547,932</b>	<b>9,627,942</b>	<b>919,990</b>	<b>9%</b>	<b>349,990</b>
Sewer	188,015	(178,606)	366,621	195%	366,621
Waterworks	2,499,865	1,217,740	1,282,125	51%	1,282,125
Combined Sewer and Water Connections	0	(166,351)	166,351	0%	166,351
<b>Total Utilities</b>	<b>2,687,880</b>	<b>872,784</b>	<b>1,815,096</b>	<b>68%</b>	<b>1,815,096</b>
EasyPark	663,625	909,693	(246,068)	(37%)	(246,068)
Solid Waste/Landfill	1,106,000	156,175	949,825	86%	0
<b>Total Engineering Services</b>	<b>15,005,437</b>	<b>11,566,594</b>	<b>3,438,843</b>	<b>23%</b>	<b>1,919,018</b>

## Appendix 1: Capital Closeouts

Engineering Services - Streets Closeouts					
Program / Project	Budget	Actuals	Surplus (Deficit)	%	Variance Explanation (Variances > \$50K and 15%)
<b>2006-2008</b>					
2006-08 Peat Street Reconstruction	527,000	492,305	34,695	7%	
Grandview Slopes Cuts Project CFWD 03-06	237,151	200,000	37,151	16%	
2006 Traffic Circles/Speed Bump LI	0	(372)	372	0%	
2006-08 Olympic Projects	279,500	279,625	(125)	(0%)	
<b>Total 2006-2008</b>	<b>1,043,651</b>	<b>971,558</b>	<b>72,093</b>	<b>7%</b>	
<b>2009-2011</b>					
2009, 2010 Bus Slabs	600,000	432,678	167,322	28%	NOTE: \$200k cost-sharing funding contribution from Translink did not proceed.
2009 Local Streets	650,000	647,214	2,786	0%	
2009 Major Streets - MRN (A1a2)	3,200,000	3,429,844	(229,844)	(7%)	
2009 Peat Areas (A1c1)	500,000	622,892	(122,892)	(25%)	2010 projects started prior to the June approval of the 2010 capital budget were charged against the 2009 budget. The deficit will be offset by surpluses in other Streets projects in the current closeout.
2009 Rehab Cut Restoration & Dev (A1c3)	400,000	234,344	165,656	41%	Projects are undertaken on an as needed basis. Fewer high priority restoration projects were identified and crews were directed to higher priority programs.
2010 Investigation for Design (A1c5)	60,000	0	60,000	100%	Planned Asset Management project work deferred to 2011 and will be requested in a separate funding application.
<b>Total 2009-2011</b>	<b>5,410,000</b>	<b>5,366,972</b>	<b>43,028</b>	<b>1%</b>	
<b>Total Streets</b>	<b>6,453,651</b>	<b>6,338,530</b>	<b>115,121</b>	<b>2%</b>	

Proposed allocation of net closeout surplus:

FROM	TO	AMOUNT
2010 Major Streets - MRN (open program)	2009 Major Streets - MRN closeout deficit	(229,844)
Remaining closeout surpluses	2011 Bus Slabs	144,965
Total closeout budget reallocations		(84,879)
Translink funding for 2009 Bus Slab projects did not proceed		200,000
<b>Net closeout surplus</b>		<b>115,121</b>

## Appendix 1: Capital Closeouts

Engineering Services - Bridges Closeouts					
Program / Project	Budget	Actuals	Surplus (Deficit)	%	Variance Explanation (Variances > \$50K and 15%)
<b>2006-08</b>					
2006-08 Major Maintenance Bridges	1,145,229	1,098,663	46,566	4%	
<b>Total 2006-08</b>	<b>1,145,229</b>	<b>1,098,663</b>	<b>46,566</b>	<b>4%</b>	
<b>2009-11</b>					
2010 Downtown Historic RR	6,839	0	6,839	100%	
2010 Pedestrian & Other Structures (A2b1)	85,871	0	85,871	100%	No crews available for construction in 2010
2009 Bridge Non-Cap Maintenance	0	2,390	(2,390)	0%	
<b>Total 2009-11</b>	<b>92,710</b>	<b>2,390</b>	<b>90,320</b>	<b>0%</b>	
<b>Total Bridges</b>	<b>1,237,939</b>	<b>1,101,053</b>	<b>136,886</b>	<b>11%</b>	

Proposed allocation of net closeout surplus:

FROM	TO	AMOUNT
2006-08 Major Maintenance Bridges net closeout surplus	2011 Major Maintenance Bridges	44,176
2010 Pedestrian and Other Structures closeout surplus	2011 Pedestrian and Other Structures	85,871
2010 Downtown Historic RR closeout surplus	2011 Downtown Historic Railroad	6,839
<b>Net closeout surplus</b>		<b>136,886</b>

Engineering Services - Transportation Closeouts					
Program / Project	Budget	Actuals	Surplus (Deficit)	%	Variance Explanation (Variances > \$50K and 15%)
2009 Bus Shelters & Landings	140,000	58,499	81,501	58%	\$70K of this budget related to an anticipated TRIPP recovery from Translink. This external funding was not approved and the program was reduced to utilize only the available City funding.
<b>Total Transportation</b>	<b>140,000</b>	<b>58,499</b>	<b>81,501</b>		

Proposed allocation of closeout surplus:

FROM	TO	AMOUNT
2009 Bus Shelters & Landings closeout surplus	2010 Bus Shelters & Landings (open program)	11,501
<b>Total closeout budget reallocations</b>		<b>11,501</b>
Translink funding for 2009 Bus Shelters & Landings projects did not proceed		70,000
<b>Net closeout surplus</b>		<b>81,501</b>



## Appendix 1: Capital Closeouts

Engineering Services - Communications Closeouts					
Program / Project	Budget	Actuals	Surplus (Deficit)	%	Variance Explanation (Variances > \$50K and 15%)
<b>2009-2011</b>					
2009 Underground Cable Replacements	225,000	224,770	230	0%	
2009 Underground Comm Network Expansion	450,000	495,894	(45,894)	(10%)	
2009 Communications - Other Costs	0	(4,322)	4,322	0%	
2010 Closeout of 2009 Communications	41,342	0	41,342	100%	
<b>Total Communications</b>	<b>716,342</b>	<b>716,342</b>	<b>0</b>	<b>0%</b>	

Proposed allocation of closeout balance:

N/A

Engineering Services - Street Lighting Closeouts					
Program / Project	Budget	Actuals	Surplus (Deficit)	%	Variance Explanation (Variances > \$50K and 15%)
2009 Olympic Decorative Ped'n Lighting	1,900,000	1,506,566	393,434	20%	Final project costs slightly less than anticipated. Funding contribution from external partners less than planned.
<b>Total Street Lighting</b>	<b>1,900,000</b>	<b>1,506,566</b>	<b>393,434</b>	<b>20%</b>	

Proposed allocation of net closeout surplus:

FROM	TO	AMOUNT
2009 Olympic Decorative Pedestrian Lighting closeout surplus	2011 Renovate & Replace Street Lighting Plant	93,434
Total closeout budget reallocations		93,434
External funding component for 2009 Olympic Decorative Pedestrian Lighting project did not proceed		300,000
<b>Net closeout surplus</b>		<b>393,434</b>

Engineering Services - Traffic Signals Closeouts					
Program / Project	Budget	Actuals	Surplus (Deficit)	%	Variance Explanation (Variances > \$50K and 15%)
<b>2009-2011</b>					
2009 Signal Control Cabinet Security (B3g)	100,000	54,824	45,176	45%	
2009-11 Traffic Signals - Other Costs (B3a)	0	(147,872)	147,872	0%	Over recovery on traffic signal overhead.
<b>Total Traffic Signals</b>	<b>100,000</b>	<b>(93,048)</b>	<b>193,048</b>	<b>193%</b>	

Proposed allocation of net closeout surplus:

FROM	TO	AMOUNT
2009 Signal Control Cabinet Security closeout surplus	2011 Renovate & Replace Street Lighting Plant	45,176
Over recovery of traffic signal overheads	2011 Renovate & Replace Street Lighting Plant	147,872
<b>Net closeout surplus</b>		<b>193,048</b>

## Appendix 1: Capital Closeouts

Engineering Services - Sewers Closeouts					
Program / Project	Budget	Actuals	Surplus (Deficit)	%	Variance Explanation (Variances > \$50K and 15%)
<b>2006-2008</b>					
2006-8 Residential B Permits	(25,147)	23,096	(48,243)	192%	
2006-8 Commercial C Permits	213,162	(51,389)	264,551	124%	Deposits for permits are received well in advance of completion of jobs. Jobs still pending within current plan.
2006-8 Re-use E Permits	0	(1,465)	1,465	0%	
2006-8 Inspection Cost Recovery Program	0	(9,986)	9,986	0%	
2006-8 TV Inspection for Anchor Rods	0	(40,196)	40,196	0%	
2006-8 Sewers:External Billable Work	0	(98,667)	98,667	0%	Deposits for permits are received well in advance of completion of jobs. Jobs still pending within current plan.
<b>Total Sewer</b>	<b>188,015</b>	<b>(178,606)</b>	<b>366,621</b>	<b>195%</b>	

Proposed allocation of net closeout surplus:

FROM	TO	AMOUNT
2006-08 Commercial C Permits closeout surplus after covering B Permits closeout deficit	2011 Commercial C Permits	216,307
2006-8 Re-use E Permits closeout surplus	2011 Commercial "E" Permits	1,465
2006-8 Inspection Cost Recovery Program closeout surplus	2011 Inspection Cost Recovery	9,986
2006-8 TV Inspection for Anchor Rods closeout surplus	2011 TV Inspection for Anchor Rods	40,196
2006-8 Sewers:External Billable Work closeout surplus	2011 Sewer External Billable Work	98,667
<b>Net closeout surplus</b>		<b>366,621</b>

Engineering Services - Waterworks Closeouts					
Program / Project	Budget	Actuals	Surplus (Deficit)	%	Variance Explanation (Variances > \$50K and 15%)
<b>2006-2008</b>					
2006-8 New Water Meter Installations - Rec	(18,600)	50,178	(68,778)	328%	Under recoveries on multiple jobs.
2006-8 New Water Service Installations-Rec	843,465	828,919	14,546	2%	
2006-8 Water:External Billable Work (Ad hoc	0	2,962	(2,962)		
2006-8 WW:Externally Funded Categories (MetroVan Work)	0	141,483	(141,483)		Concessions and cost share arrangements on GVRD jobs.
<b>Total 2006-2008</b>	<b>824,865</b>	<b>1,023,542</b>	<b>(198,677)</b>	<b>330%</b>	
<b>2009-2011</b>					
2009-11 Storage & Transmission Optimization	1,000,000	194,198	805,802	81%	Some Metrovan capital projects have been delayed. In addition, Metro has agreed to pay for some of the works reducing CoV's scope.
2009-11 Water Conservation Capital Projects	675,000	0	675,000	100%	Awaiting GCAT outcome - will resubmit when required.
<b>Total 2009-2011</b>	<b>1,675,000</b>	<b>194,198</b>	<b>1,480,802</b>	<b>88%</b>	
<b>Total Waterworks</b>	<b>2,499,865</b>	<b>1,217,740</b>	<b>1,282,125</b>	<b>51%</b>	

Proposed allocation of net closeout surplus:

FROM	TO	AMOUNT
2009-11 Water Conservation Capital Projects closeout	Waterworks - General Unallocated	675,000
Remaining net closeout surplus	2011 Transmission Mains	607,125
<b>Net closeout surplus</b>		<b>1,282,125</b>

## Appendix 1: Capital Closeouts

Engineering Services - Combined Sewer and Water Connections - Closeouts					
Description	Budget	Actuals	Surplus (Deficit)	%	Variance Explanation (Variances > \$50K and 15%)
<b>2006-2008</b>					
2006-08 S&W B Permits (100% Developer)	0	238,746	(238,746)	0%	Unfavourable variance primarily attributed to cost overruns for jobs on major arterials.
2006-08 Surp/Def Mgmt & Indirect Costs	0	(405,097)	405,097	0%	Favourable variance from fees collected on service connections to cover potential deficits.
<b>Total Combined Sewer &amp; Water Connections</b>	<b>0</b>	<b>(166,351)</b>	<b>166,351</b>	<b>0%</b>	

Proposed allocation of net closeout surplus:

FROM	TO	AMOUNT
2006-08 Sewer/Water Indirect Costs closeout surplus after covering 2006-08 Sewer/Water B Permits closeout deficit	2011 Sewer/Water Indirect Costs	166,351
<b>Net closeout surplus</b>		<b>166,351</b>

## Appendix 1: Capital Closeouts

Engineering Services - EasyPark Closeouts					
Program / Project	Budget	Actuals	Surplus (Deficit)	%	Variance Explanation (Variances > \$50K and 15%)
Lot 2 - 150 W Pender St - Elevator Overhaul	44,656	10,914	33,742	76%	
Lot 9 - Pacific Centre - Repair Structural Damage	65,000	44,324	20,676	32%	
Lot 9 - Pacific Centre - Elevator Lobby	366,000	407,393	(41,393)	(11%)	
Lot 9 - Pacific Centre - Stairwells - replace steps due to rusting	154,969	415,712	(260,743)	(168%)	Hazardous Materials (lead paint and asbestos) were discovered after work began . Additional structural damage related to rust was also discovered, required sandblasting and more extensive replacement of risers (costs \$170,000 to remediate). Additional stairwell, originally intended to be abandoned / closed had to be retained to meet safety code, but required extensive repairs to be made safe (\$102,000).
Lot 4 - 107 E Cordova St - Door and Hardware	33,000	31,350	1,650	5%	
<b>Total EasyPark</b>	<b>663,625</b>	<b>909,693</b>	<b>(246,068)</b>	<b>(37%)</b>	

Proposed funding source for net closeout deficit:

FROM	TO	AMOUNT
2011 Capital funding for CP#9 - Pacific Centre Stairwell Repair	Net EasyPark projects closeout deficit	(246,068)
Net closeout deficit		(246,068)

Engineering Services - Landfill Closeouts					
Program / Project	Budget	Actuals	Surplus (Deficit)	%	Variance Explanation (Variances > \$50K and 15%)
Machine Control GPS Project RTS #7300	620,000	0	620,000	100%	Requirement for project being reevaluated.
Road Paving - Landfill	300,000	156,175	143,825	48%	Requirement for project being reevaluated.
2010 Machine Based GPS	186,000	0	186,000	100%	Requirement for project being reevaluated.
<b>Total Landfill</b>	<b>1,106,000</b>	<b>156,175</b>	<b>949,825</b>	<b>86%</b>	

Proposed allocation of closeout surplus:

FROM	TO	AMOUNT
Reduction in Internal financing requirement (Capital Financing Fund - Solid Waste Capital Reserve)		949,825
Net closeout surplus		949,825

## Appendix 1: Capital Closeouts

### Parks and Recreation

Parks & Recreation - Closeouts					
Program / Project	Budget	Actual	Surplus (Deficit)	%	Variance Explanation (Variances > \$50K and 15%)
<b>2006-2008</b>					
2008 Park Enhancement Projects	76,000	(60,373)	136,373	179%	Funding was set aside for Oppenheimer Park Renewal project (30011808) due to shifting priorities.
Tecumseh Park Renewal	500,000	551,097	(51,097)	(10%)	
Hillcrest Park Overflow Parking	300,000	467,190	(167,190)	(56%)	The parking lot was finished to a higher standard than budgeted for. This higher standard was requested by the lessee of Nat Bailey Stadium and to meet operational requirements. This additional cost to be funded from the Hillcrest/Riley park project \$1.5M anticipated in the 2011 capital budget P-01a.
2008 Youth Parks	275,000	291,379	(16,379)	(6%)	
2006 Fraser River Park Signage	19,127	58,689	(39,562)	(207%)	
2008 Minor Improvements to Parks	150,000	152,669	(2,669)	(2%)	
2008 Everett Crowley Park Improvement	100,000	50,439	49,561	50%	
Jericho Park Marginal Wharf	669,553	34,820	634,733	95%	Funding to be consolidated with 2009 Jericho Park Marginal Wharf project (CPP-00020)
Design/Construction Trout Lake Rink (Legacy)	15,940,000	15,984,795	(44,795)	(0%)	
<b>Total 2006-2008</b>	<b>18,029,680</b>	<b>17,530,706</b>	<b>498,974</b>	<b>3%</b>	
<b>2009-2011</b>					
2009 Grass Playfields - Non-Capital	107,000	115,526	(8,526)	(8%)	
2009 Minor Park Upgrades	359,000	333,759	25,241	7%	
2010 Minor Park Upgrades	102,000	1,785	100,215	98%	Funding to be used for Oppenheimer Park Renewal project (30011808) due to shifting priorities.
Pigeon Park Renovation	237,500	236,547	953	0%	
2009 Stanley Park Forest Management	73,000	119,729	(46,729)	(64%)	
2009 Golf Courses	209,000	219,413	(10,413)	(5%)	
2009 Malkin Bowl	9,000	9,000	0	0%	
2009 Facility Upgrades with External Funding	15,000	15,000	0	0%	
2009 Washrooms/Fieldhouses Major Mtce	59,000	97,829	(38,829)	(66%)	
2009 Community Centre Major Mtce	160,435	609,986	(449,551)	(280%)	Additional funding was required for Community Climate Change Action Plan (CCAP) Phase II additional items that added value to both long term operation and delivery of GHG reduction.
2010 Community Centre Major Mtce	306,000	4,244	301,756	99%	Funding to be used to offset priority unplanned costs in 2009 Community Centre Major Maintenance (CCCAP Phase II).
2009 Pools - Major Mtce	104,000	101,702	2,298	2%	
2010 Pools - Major Mtce	153,000	2,121	150,879	99%	Funding to be used to offset priority unplanned costs in 2009 Community Centre Major Maintenance (CCCAP Phase II).
2009 Rinks - Major Mtce	104,000	131,552	(27,552)	(26%)	
2009 Other Facilities - Major Mtce	104,000	135,247	(31,247)	(30%)	
2010 Other Facilities - Major Mtce	36,000	707	35,293	98%	
2009 Painting-Interior/Exterior	104,000	127,522	(23,522)	(23%)	
2010 Painting-Interior/Exterior	25,000	0	25,000	100%	
2009 Abatement of Hazardous Materials	104,000	113,495	(9,495)	(9%)	

## Appendix 1: Capital Closeouts

Parks & Recreation - Closeouts					
Program / Project	Budget	Actual	Surplus (Deficit)	%	Variance Explanation (Variances > \$50K and 15%)
2009 Energy and Water Conservation Proj	78,000	166,235	(88,235)	(113%)	Costs for 2010 program were charged to 2009 program order; costs for Brockton solar water heater greater than planned (e.g., permitting-related costs)
2010 Energy and Water Conservation Proj	51,000	707	50,293	99%	Costs for 2010 program were charged to 2009 program order
2010 Project Management and Overhead	0	0	0	0%	NOTE: Budget has been allocated to specific programs/projects
<b>Total 2009-2011</b>	<b>2,499,935</b>	<b>2,542,106</b>	<b>(42,171)</b>	<b>(2%)</b>	
<b>Total Parks &amp; Recreation</b>	<b>20,529,615</b>	<b>20,072,812</b>	<b>456,803</b>	<b>2%</b>	

Proposed allocation of closeout surplus:

FROM	TO	AMOUNT
2008 Park Enhancement Projects, 2009 & 2010 Minor Park Upgrades closeout surpluses	Oppenheimer Park (consolidate with ongoing)	261,829
2008 Jericho Park Marginal Wharf surplus	2009 Jericho Park Marginal Wharf (consolidate with ongoing)	634,733
2011 Hillcrest/Riley Park Renewal (ongoing)	Hillcrest Overflow Parking closeout deficit	(167,190)
2007 Sports Courts (ongoing)	2008 Youth Parks closeout deficit	(16,379)
2008 Playground Renewal (ongoing)	2006 Fraser River Signage, 2008 Minor Improvements to Parks closeout deficits	(42,231)
2009 Trout Lake Community Centre (ongoing)	Design/Construction Trout Lake Rink	(44,795)
2010 Grass Playfields (ongoing)	2009 Grass Playfields (non-capital), 2009 Golf Courses closeout deficits	(17,986)
2010 Stanley Park Forest Management (ongoing)	2009 Stanley Park Forest Management closeout deficit	(46,729)
Remaining closeout surpluses	Remaining closeout deficits	(104,449)
<b>Net closeout surplus</b>		<b>456,803</b>

## Appendix 1: Capital Closeouts

### Community Services Group

Community Services Group - Closeouts					
Program / Project	Budget	Actual	Surplus (Deficit)	%	Program Reallocations
Affordable Housing	32,060,000	32,060,000	0	0%	0
Capital Grants	77,034	58,701	18,333	24%	18,333
Child Care	1,267,500	1,267,500	0	0%	0
City-Owned Social & Cultural Facilities	61,000	61,000	0	0%	0
Facade Rehabilitation Grants	150,000	150,000	0	0%	0
Public Art	138,546	91,391	47,154	34%	47,154
Mountain View Cemetery Redevelopment	742,800	259,402	483,398	65%	0
<i>Total</i>	34,496,880	33,947,994	548,886	2%	65,487

## Appendix 1: Capital Closeouts

Community Services - Affordable Housing Closeouts					
Program / Project	Budget	Actual	Surplus (Deficit)	%	Variance Explanation (Variances > \$50K and 15%)
<b>2009-2011</b>					
SEFC Affordable Housing	32,060,000	32,060,000	0	0%	
<b>Total 2009-2011</b>	<b>32,060,000</b>	<b>32,060,000</b>	<b>0</b>	<b>0%</b>	
<b>Total Housing</b>	<b>32,060,000</b>	<b>32,060,000</b>	<b>0</b>	<b>0%</b>	

Proposed allocation of closeout surplus (funding source for closeout surplus)

N/A

Community Services - Capital Grants Closeouts					
Program / Project	Budget	Actual	Surplus (Deficit)	%	Variance Explanation (Variances > \$50K and 15%)
<b>2003-2005</b>					
Vancouver Status of Women	6,666	3,333	3,333	50%	
<b>Total 2003-2005 open orders</b>	<b>6,666</b>	<b>3,333</b>	<b>3,333</b>	<b>50%</b>	
<b>2006-2008</b>					
Vancouver Aboriginal Friendship Centre	6,068	6,068	0	0%	
Arts Club Vancouver Theatre Society	39,000	39,000	0	0%	
BC Aboriginal Childcare Society	4,000	4,000	0	0%	
Downtown Eastside Neighbourhood House	15,000	0	15,000	100%	
Little Mtn NBH Child Development Centre	1,300	1,300	0	0%	
Vancouver Access Artist-Run Centre	5,000	5,000	0	0%	
<b>Total 2006-2008 open projects</b>	<b>70,368</b>	<b>55,368</b>	<b>15,000</b>	<b>21%</b>	
<b>Total Capital Grants</b>	<b>77,034</b>	<b>58,701</b>	<b>18,333</b>	<b>24%</b>	

Proposed allocation of closeout surplus:

FROM	TO	AMOUNT
Grant surplus - Vancouver Status of Women	2011 Capital Grants program	3,333
Cancelled grant - Downtown Eastside Neighbourhood House	2011 Capital Grants program	15,000
<b>Net closeout surplus</b>		<b>18,333</b>

Community Services - Child Care Closeouts					
Program / Project	Budget	Actual	Surplus (Deficit)	%	Variance Explanation (Variances > \$50K and 15%)
<b>2006-2008</b>					
YMCA Nanook Daycare Replacement	500,000	500,000	0	0%	
Grant - Brant Villa Daycare (DCL 2004)	595,000	595,000	0	0%	
<b>Total 2006-2008</b>	<b>1,095,000</b>	<b>1,095,000</b>	<b>0</b>	<b>0%</b>	
<b>2009-2011</b>					
Childcare Outfitting 2009 (Dev Funded)	172,500	172,500	0	0%	
<b>Total 2009-2011</b>	<b>172,500</b>	<b>172,500</b>	<b>0</b>	<b>0%</b>	
<b>Total Child Care</b>	<b>1,267,500</b>	<b>1,267,500</b>	<b>0</b>	<b>0%</b>	

Proposed allocation of closeout surplus (funding source for closeout surplus)

N/A



## Appendix 1: Capital Closeouts

Community Services - Social & Cultural Facilities Closeouts					
Program / Project	Budget	Actual	Surplus (Deficit)	%	Variance Explanation (Variances > \$50K and 15%)
<b>2009-2011</b>					
Grant - Electric Company Theatre Society	50,000	50,000	0	0%	
Grant - Native Daughters of BC Post No 1	11,000	11,000	0	0%	
<b>Total 2009-2011</b>	<b>61,000</b>	<b>61,000</b>	<b>0</b>	<b>0%</b>	
<b>Total Social &amp; Cultural Facilities</b>	<b>61,000</b>	<b>61,000</b>	<b>0</b>	<b>0%</b>	

Proposed allocation of closeout surplus (funding source for closeout surplus)

N/A

Community Services - Facade Rehabilitation Grants Closeouts					
Program / Project	Budget	Actual	Surplus (Deficit)	%	Variance Explanation (Variances > \$50K and 15%)
<b>2003-2005</b>					
12 Water St - Facade Grant	100,000	100,000	0	0%	
<b>Total 2003-2005</b>	<b>100,000</b>	<b>100,000</b>	<b>0</b>	<b>0%</b>	
<b>2006-2008</b>					
Facade Grant - 330 W Pender St	50,000	50,000	0	0%	
<b>Total 2006-2008</b>	<b>50,000</b>	<b>50,000</b>	<b>0</b>	<b>0%</b>	
<b>Total Facade Rehabilitation Grants</b>	<b>150,000</b>	<b>150,000</b>	<b>0</b>	<b>0%</b>	

Proposed allocation of closeout surplus (funding source for closeout surplus)

N/A

Community Services - Public Art Closeouts					
Program / Project	Budget	Actual	Surplus (Deficit)	%	Variance Explanation (Variances > \$50K and 15%)
<b>2006-2008</b>					
Artwork for #1 Kingsway (cfwd from 2005)	86,352	91,391	(5,040)	(6%)	
<b>Total 2006-2008 open projects</b>	<b>86,352</b>	<b>91,391</b>	<b>(5,040)</b>	<b>(6%)</b>	
<b>2009-2011</b>					
Public Art Maintenance (#1 Kingsway)	30,000	0	30,000	100%	
Kingsway Luminaires	22,194	0	22,194	100%	
<b>Total 2009-2011 open projects</b>	<b>52,194</b>	<b>0</b>	<b>52,194</b>	<b>100%</b>	
<b>Total Public Art Capital</b>	<b>138,546</b>	<b>91,391</b>	<b>47,154</b>	<b>34%</b>	

Proposed allocation of closeout surplus:

FROM	TO	AMOUNT
Public Art Maintenance (#1 Kingsway)	Public Art Maintenance Reserve	30,000
Kingsway Luminaires closeout surplus	Olympic & Paralympic Public Art Plan (30011159)	22,194
2009 Civic Public Art Program Unallocated	Artwork #1 Kingsway closeout deficit	(5,040)
<b>Net closeout surplus</b>		<b>47,154</b>

## Appendix 1: Capital Closeouts

Community Services - Mountain View Cemetery Redevelopment Closeouts					
Program / Project	Budget	Actual	Surplus (Deficit)	%	Variance Explanation (Variances > \$50K and 15%)
<b>2003-2005</b>					
MVC MB Building Construction Contingency	538,100	259,402	278,698	52%	Remaining contingency allowance not required
MVC Masonic Construction Contingency	204,700	0	204,700	100%	Remaining contingency allowance not required
<b>Total 2003-2005</b>	<b>742,800</b>	<b>259,402</b>	<b>483,398</b>	<b>65%</b>	
<b>Total Mountain View Cemetery Redevelopment</b>	<b>742,800</b>	<b>259,402</b>	<b>483,398</b>	<b>65%</b>	

Proposed allocation of closeout surplus:

FROM	TO	AMOUNT
	Reduction in Internal financing requirement (Capital Financing Fund)	483,398
	<b>Net closeout surplus</b>	<b>483,398</b>

## Appendix 1: Capital Closeouts

### Civic Property Management

Civic Property Management - Closeouts					
Program / Project	Budget	Actual	Surplus (Deficit)	%	Variance Explanation (Variances > \$50K and 15%)
<b>2006-08</b>					
GHG Reduction - Library Square	200,000	16,612	183,388	92%	Funding reallocated to higher priority Phase 3 Energy Performance Contract
GHG Reduction - Museum/Planetarium	300,000	292,794	7,206	2%	
<b>Total 2006-08</b>	<b>500,000</b>	<b>309,406</b>	<b>190,594</b>	<b>38%</b>	
<b>2009-11</b>					
EOC Renovations 2009	370,000	399,246	(29,246)	(8%)	
Orpheum Repainting	50,000	78,383	(28,383)	(57%)	
Coliseum Cooling Tower 2009	200,000	190,095	9,905	5%	
Pacific Coliseum - Replace Lower Roof 2009	650,000	387,890	262,110	40%	After quotes were received, the shingle roof market experienced significant price decreases so actual costs were less than estimated.
Rollerland - Replace Flat Membrane Roof 2009	250,000	131,116	118,884	48%	After quotes were received, the shingle roof market experienced significant price decreases so actual costs were less than estimated.
PNE Capital Maintenance 2010 - Unallocated	106,939	0	106,939	100%	Funding (from June 2010 Closeout) to be allocated to 2011 project for Agrodome lower roof membrane replacement
Vancouver Museum Shelving	585,000	0	585,000	100%	Ultimately funded from alternative funding source (Olympic Legacy Reserve); funding to be allocated to SEFC Non-Motorized Boating Dock and Ferry Terminal (\$500K) and Facilities Unallocated (\$85K)
2009-11 Fac Upgrades NonCap (Ext Funded) - Councillor Office Upgrade	260,000	247,903	12,097	5%	
City Hall Precinct Minor Reno 2009	40,000	27,085	12,915	32%	
Bldg Condition Assessment Shamrock Hotel	150,000	0	150,000	100%	Funding to be consolidated with Major Office Accommodation Plan project
2009 Facility Upgrades - City Hall 123	9,975	9,975	0	0%	
<b>Total 2009-2011</b>	<b>3,521,914</b>	<b>2,300,909</b>	<b>1,221,005</b>	<b>35%</b>	
<b>Total</b>	<b>4,021,914</b>	<b>2,610,315</b>	<b>1,411,599</b>	<b>35%</b>	

Proposed allocation of closeout surplus:

FROM	TO	AMOUNT
City Hall Precinct Minor Reno 2009 closeout surplus	(consolidate with) Major Office Accommodation Plan	150,000
2009-11 Fac Upgrades NonCap (Ext Funded) - Britannia rink upgrades closeout surplus	Move of Olympic countdown clock to Whistler ( <i>new project</i> )	12,097
GHG Reduction - Library Square, GHG Reduction - Museum/Planetarium closeout surpluses	Phase 3 Energy Performance Contract	190,594
PNE Capital Maintenance 2010 closeout surplus	2011 Agrodome lower roof membrane replacement ( <i>new project</i> )	106,939
Pacific Coliseum - Replace Lower Roof 2009, Rollerland - Replace Flat Membrane Roof 2009 closeout surpluses	PNE Site Maintenance Building - Replace Roof on Main Bldg Compound ( <i>new project</i> )	300,000
Rollerland - Replace Flat Membrane Roof 2009 closeout surplus	PNE Garden Auditorium - Exterior Restoration ( <i>new project</i> )	80,994
Vancouver Museum Shelving closeout surplus	SEFC Boating Dock/Ferry Terminal ( <i>new project</i> )	500,000
Remaining closeout surpluses	2009-11 Facilities Unallocated	70,975
<b>Net closeout surplus</b>		<b>1,411,599</b>

## Appendix 1: Capital Closeouts

### Information Technology

Information Technology - Closeouts					
Program / Project	Budget	Actual	Surplus (Deficit)	%	Variance Explanation (Variances > \$50K and 15%)
<b>2003-2010</b>					
<b>Expansion &amp; Replacement Program</b>					
2007 Backup Servers	310,000	313,478	(3,478)	(1%)	
2008 Server Replacement (City +VPL)	740,000	748,380	(8,380)	(1%)	
2008 Website Renewal Phase 2	275,000	271,780	3,220	1%	
2009 IT Infrastr Storage Expansion	1,146,000	1,042,663	103,337	9%	
PC Replacement - VPD	63,000	0	63,000	100%	Targeted systems were dealt with through the regular PC replacement program.
Data Centre Equip Acq - 3585 Graveley	310,000	0	310,000	100%	Acquisition of this equipment was covered by the budget for the relocation of VPD to Graveley Street. Recommend that these funds be reallocated back to original data centre project.
Email Firewall Replacement - City	130,000	85,144	44,856	35%	
Setup Active Directory in DMZ Network	23,000	0	23,000	100%	
<b>Other IT</b>					
AMANDA (PRISM Replacement)	2,712,780	1,049,995	1,662,785	61%	To be replaced with Permits & Licensing project. Original replacement project was put on hold in order to redefine the requirements and approach. Most of the funding approved for this project was to be extended as a loan but due to this change, no loan was extended.
<b>Total Information Technology</b>	<b>5,709,780</b>	<b>3,511,440</b>	<b>2,198,340</b>	<b>39%</b>	

Proposed allocation of closeout surplus:

FROM	TO	AMOUNT
2009 IT Infrastr Storage Expansion closeout surplus	2011 Data Storage	103,337
Data Centre Equip Acq - 3585 Graveley	2009 Data Centre Expansion	310,000
Net closeout surplus (after covering closeout deficits)	IT Unallocated	122,218
Total closeout budget reallocations		535,555
Internal financing (CFF) no longer required		1,662,785
<b>Net closeout surplus</b>		<b>2,198,340</b>

## Appendix 1: Capital Closeouts

### Vancouver Police Department

Vancouver Police Department - Closeouts					
Program / Project	Budget	Actual	Surplus (Deficit)	%	Variance Explanation (Variances > \$50K and 15%)
<b>2006-2008</b>					
VPD: Marine Unit Boat Shed	170,000	163,953	6,047	4%	
<b>Total Vancouver Police Department</b>	<b>170,000</b>	<b>163,953</b>	<b>6,047</b>	<b>4%</b>	

Proposed allocation of closeout surplus:

FROM	TO	AMOUNT
VPD Marine Unit Boat Shed closeout surplus	VPD Transition Fund	6,047
Net closeout surplus		6,047

### Vancouver Public Library

Vancouver Public Library - Closeouts					
Program / Project	Budget	Actual	Surplus (Deficit)	%	Variance Explanation (Variances > \$50K and 15%)
<b>Pre-2003</b>					
Mount Pleasant Branch	150,000	150,000	0	0%	
<b>Total Pre-2003</b>	<b>150,000</b>	<b>150,000</b>	<b>0</b>	<b>0%</b>	
<b>2003-2005</b>					
Replacement of Kensington Branch	2,200,000	1,694,639	505,361	23%	Some items included in budget were covered by landlord in base building costs.
Kensington Library CFF loan	(2,200,000)	(1,694,639)	(505,361)	23%	CFF funding requirement less than budgeted due to some costs being covered by landlord in base building costs.
Library Portion - #1 Kingsway	4,910,000	4,910,000	(0)	(0%)	
<b>Total 2003-2005</b>	<b>4,910,000</b>	<b>4,910,000</b>	<b>(0)</b>	<b>(0%)</b>	
<b>2006-2008</b>					
#1 Kingsway Library Collections & Equip	600,000	0	600,000	100%	Planned expenditures were funded from alternate funding source.
#1 Kingsway Library Collections & Equip funding	(600,000)	0	(600,000)	100%	Original planned funding source not required.
<b>Total 2006-2008</b>	<b>0</b>	<b>0</b>	<b>0</b>	<b>0%</b>	
<b>2009-2011</b>					
Branch Renovations 2009-11	60,000	69,426	(9,426)	(16%)	
Legal Costs Alloc to Library 2009	0	0	0	0%	
<b>Total 2009-2011</b>	<b>60,000</b>	<b>69,426</b>	<b>(9,426)</b>	<b>(16%)</b>	
<b>Total Vancouver Public Library</b>	<b>5,120,000</b>	<b>5,129,426</b>	<b>(9,426)</b>	<b>(0%)</b>	

Proposed funding source for net closeout deficit:

FROM	TO	AMOUNT
2006 Central Library Renewal (open project)	Net closeout deficit	(9,426)
Net closeout deficit		(9,426)

Appendix 2: Open Capital Programs/Projects (as of September 2010)

Open Capital (as of September 2010)					
Department / Area	Budget	Actual	Balance	Projected Surplus (Deficit)	
Engineering Services - Public Works	148,189,948	102,510,918	45,679,030	1,761,498	1%
Engineering Services - Utilities	122,500,193	85,401,412	37,098,781	(3,170,729)	(3%)
Engineering Services - Parking Operations	6,373,000	4,044,325	2,328,675	671,000	11%
EasyPark	1,478,466	370,519	1,107,947	(7,553)	(1%)
Neighbourhood Energy Utility	37,575,572	30,012,139	7,563,433	2,375,228	6%
Solid Waste/Landfill	25,345,000	17,975,913	7,369,087	(1,960,413)	(8%)
Parks & Recreation	173,964,648	114,111,504	59,853,144	(2,338,927)	(1%)
Community Services	113,486,075	68,191,823	45,294,252	0	0%
Civic Property Management	78,262,105	61,259,839	17,002,265	134,642	0%
Information Technology	59,235,948	40,784,363	18,451,585	(3,513,120)	(6%)
Vancouver Police Department	74,933,746	39,757,609	35,176,137	(79,904)	(0%)
Vancouver Fire & Rescue Services	13,765,749	2,414,848	11,350,901	(200,000)	(1%)
Vancouver Public Library	8,773,131	3,075,780	5,697,351	18,448	0%
<b>Total</b>	<b>863,883,581</b>	<b>569,910,993</b>	<b>293,972,588</b>	<b>(6,309,830)</b>	<b>(1%)</b>

As of September 2010, Capital programs/projects with budgets totalling \$863.9 million were ongoing, with expenditures against those budgets of \$569.9 million, unexpended balances of \$294.0 million, and a projected net deficit of approximately \$6.3 million (before additional funding requested in the 2011 Capital Budget). Of the \$294 million unspent balance as of September 2010, approximately \$123 million is forecast to be spent in the last quarter of 2010. Approximately \$153 million of the outstanding balance is budgeted to be spent in 2011.

The sections below provide a summary of the overall status of ongoing Capital Programs/Projects by Program/Project areas as well as more detailed information on projects including major milestones completed and to be completed.

Appendix 2: Open Capital Programs/Projects (as of September 2010)

Engineering Services

Engineering Services - Open Capital (September 2010)					
Program / Project	Budget	Actual	Balance	Projected Surplus/Deficit	%
Streets	84,844,756	61,475,107	23,369,649	1,334,532	1.6%
Bridges	9,223,366	5,880,029	3,343,337	(1,238,836)	(13.4%)
Transportation	41,012,111	28,028,653	12,983,458	1,800,802	4.4%
<b>Total</b>	<b>135,080,233</b>	<b>95,383,789</b>	<b>39,696,444</b>	<b>1,896,498</b>	<b>1.4%</b>
Communications	506,250	447,853	58,397	(200,000)	(39.5%)
Street Lighting	4,355,080	1,882,898	2,472,182	34,000	0.8%
Traffic Signals	8,248,385	4,796,378	3,452,007	31,000	0.4%
<b>Total</b>	<b>13,109,715</b>	<b>7,127,129</b>	<b>5,982,586</b>	<b>(135,000)</b>	<b>(1.0%)</b>
Yards	0	0	0	0	0.0%
<b>Total Public Works</b>	<b>148,189,948</b>	<b>102,510,918</b>	<b>45,679,030</b>	<b>1,761,498</b>	<b>1.2%</b>
Sewer	65,697,198	47,597,555	18,099,643	(2,663,292)	(4.1%)
Waterworks	35,877,995	27,359,359	8,518,636	(507,437)	(1.4%)
Combined Sewer and Water Connections	20,925,000	10,444,498	10,480,502	0	0.0%
<b>Total Utilities</b>	<b>122,500,193</b>	<b>85,401,412</b>	<b>37,098,781</b>	<b>(3,170,729)</b>	<b>(2.6%)</b>
Impound Facility	0	0	0	0	0.0%
Parking Operations	6,373,000	4,044,325	2,328,675	671,000	10.5%
EasyPark	1,478,466	370,519	1,107,947	(7,553)	(0.5%)
NEU	37,575,572	30,012,139	7,563,433	2,375,228	6.3%
Solid Waste / Landfill	25,345,000	17,975,913	7,369,087	(1,960,413)	(7.7%)
<b>Total Engineering Services</b>	<b>341,462,179</b>	<b>240,315,226</b>	<b>101,146,953</b>	<b>(330,969)</b>	<b>(0.1%)</b>

The projects in Engineering Services have an outstanding balance of \$101.1 million with a projected net deficit of \$0.3 million.

Major ongoing projects include new sidewalks, greenways, ongoing maintenance work in the sewer and water utilities and maintenance and installation of pedestrian, bicycle and traffic signals.

A detailed list of projects, including major milestones completed and to be completed, follows.

## Appendix 2: Open Capital Programs/Projects (as of September 2010)

Engineering Services - Streets Open Capital (as of September 2010)							
Program / Project	Budget	Actuals	Balance	Projected Surplus (Deficit)		Completed	To Be Completed
<b>2006-2008</b>							
2006-2008 New Sidewalks	3,461,331	2,661,361	799,970	180,000	5%	Locations Include: Carnarvon, 27th to L/S; Collingwood, 18th to L/S. Locations Include: Tynie, N of Kingsway; Collingwood, 14th to 15th; Fleming, 20th to 21st; Kaslo, 22nd to 24th. Locations Include: Rosemont Drive; 4100 Yukon; 4100 Columbia; 4200 Manitoba;	Locations Include: Windermere, 5th to 6th; Willow, 42nd to 46th; S/W Marine, Angus to Barnard
2006-2008 Higher Zoned Street - LI	1,328,183	1,056,768	271,415	91,000	7%	Kent, Laurel to Heather; Salisbury, Franklin to Hastings. Balsam, 8th to Broadway; 47th, Beatrice to Victoria; Templeton, Triumph to Pandora.	Projects Completed (Funding for the 2006-08 Capital Plan). McLean, 7th to 8th; Pandora, Templeton to Nanaimo; 33rd, Puget to Narvez
2006-2008 Residential Streets -LI	4,684,854	4,734,794	(49,940)	136,000	3%	Locations Include: Commercial, Kingsway to 28th; Haig, 64th to 67th; Balaclava, 43rd to 44th. Locations Include: Gladstone, 39th to 40th; Lilloet, Turner to Georgia; Prince Albert, 22nd to 23rd; Locations Include: Skeena, 23rd to 24th; Balsam, 5th to 6th; Bayswater, 6th to 8th; 43rd, Elm to Larch	Brant St, 24th to 27th; Locations Include: 52nd, Killarney to Rupert; Woodstock, Ontario to Quebec; Trafalgar, 24th to Alamein;
2006-2008 Residential Lanes - Local Improvements	1,685,000	1,273,342	411,658	600,000	36%	Locations Include: L/S 13th, Glen to Clark; L/E Garden Dr, 7th to 8th; L/W Pr. Edward, 48th to 49th. Locations Include: L/N Kings, Moss to Picton; L/E Yew, 53rd to 54th; L/S 36th, Carnarvon to Mackenzie; Locations Include: L/E Fleming, 41st to 43rd; L/E Hudson, 52nd to 54th; L/E Pr Edward, 54th to 55th	L/E S/W Marine, 59th to DE South, L/E Marguerite, 32nd to 33rd; L/E Waterloo, 15th to 16th; L/E 18th, Ash to Tupper; L/S 32nd, Selkirk to Osler
2007 Traffic Circles/Speed Bumps - Local Improvements	0	39,042	(39,042)	100	0%		
2006-08 Expo Deck Replacement/Study	875,000	717,474	157,526	67,526	8%	All investigative work, options exploration	Compile Science world development scheme into concept development
2006-08 Granville Mall Reconstruction	22,743,024	22,727,049	15,975	(650,000)	(3%)	All street reconstruction, traffic signals, custom street furniture and majority of decorative lighting.	Delivery and installation of finishing elements such as glass/metal canopies, pole base shrouds, final quantities of decorative lights. Deficit to be funded from surplus in other projects.
2006-08 Cambie Street Restoration	18,014,185	17,771,872	242,314	260,000	1%	All construction complete	Final recoveries from senior levels of government outstanding.
<b>Total 2006-2008 open projects</b>	<b>52,791,578</b>	<b>50,981,701</b>	<b>1,809,877</b>	<b>684,626</b>	<b>1%</b>		
<b>2009-2011</b>							
2009 Curb Ramps - New (A1b3)	1,000,000	386,904	613,096	0	0%	Curb Ramp work in various locations.	Curb Ramp work in progress. Various Locations
2009, 2010 Drainage & Utility Relocations	98,823	0	98,823	98,823	100%		Reallocations to projects for completion in 2010 & 2011: \$50,000 reallocation to LI Lanes; Unexpended balance of \$48,823 to offset deficit in 2010 A1a1 program (see CER-00114).



## Appendix 2: Open Capital Programs/Projects (as of September 2010)

Engineering Services - Streets Open Capital (as of September 2010)							
Program / Project	Budget	Actuals	Balance	Projected Surplus (Deficit)		Completed	To Be Completed
2009 Lanes	325,000	65,825	259,175	0	0%	Locations Include: L/S 1700 Pandora	L/S of 18th Ave from Tupper St to Ash St to be completed in 2011.
2009 Lanes - Local Improvements	1,450,000	293,492	1,156,508	0	0%	Lanes Local Improvement work in various locations.	Projects approved in the Oct 22, 2009 and June 8, 2010 Courts of Revision.
2009 Major Streets - City (A1a1)	4,300,000	3,817,076	482,924	82,924	2%	Locations Include: (Yaletown) Hamilton and Mainland; W. 49th, West Boulevard to Cartier; Victoria Dr, 13th & Diversion; Macdonald, 16th to King Edward	King Edward Ave Project, Cambie to Kingsway
2010 Major Streets - City (A1a1)	3,700,000	2,407,833	1,292,167	(226,833)	(6%)	Locations Include: Fraser, Broadway to King Edward; Melville, Burrard to Jervis; Rupert, 1st Ave to Broadway	Locations Include: Arbutus, Briar to 14th; Victoria, 1st to Broadway; Thurlow, Davie to Pacific; Hornby, Smithe to Georgia. Variance to be offset by the 2009 Major Streets program and the 2010 Drainage and Utility relocation program.
2009 New Sidewalks & Local Improvements	700,000	0	700,000	0	0%		Projects approved in the Oct 22, 2009 and June 8, 2010 Courts of Revision.
2009, 2010 Sidewalk Reconstruction (A1b2)	2,300,000	2,010,914	289,086	(50,914)	(2%)	Locations Include: Hastings, Howe to Homer; Yukon, 4th to 10th; Thurlow, Davie to Pacific; Locations Include: Hastings, Homer to Carrall; Fraser, Broadway to King Edward; Terminal, Main to Viaduct.	Locations Include: Hastings, Burrard to Howe; King Edward Ave Project, Cambie to Kingsway. Locations Include: Arbutus, Briar to 14th; Victoria, 1st to Broadway.
2009 Streets - Local Improvements	2,250,000	3,113	2,246,887	0	0%		Projects approved in the Oct 22, 2009 and June 8, 2010 Courts of Revision.
2010 Major Streets - MRN (A1a2)	1,429,355	741,847	687,508	147,508	10%	E. Hastings, Homer to Carrall	E. Hastings, Cassiar to Boundary
2010 Peat Areas (A1c1)	250,000	0	250,000	150,000	60%		Prince Edward, 16th to 19th
2010 Rehab Cut Restoration & Dev (A1c3)	200,000	0	200,000	0	0%		Various Rehabilitation, Cut Restoration and Development projects including: 1160 W. Georgia, 4449 Angus and various railway crossing locations.
2010 Streets Local (A1a3)	650,000	0	650,000	288,398	44%		Prince Edward, 17th to 21st to be completed by 2011.
ISF - Disability Access - Curb Ramps	2,000,000	36,535	1,963,465	0	0%	On going construction 34% of project complete (as of Nov 15, 2010)	Balance 66% of the project to be completed by June 2011
ISF - MRN 41st Ave Rehabilitation	6,000,000	51,878	5,948,122	0	0%	On going construction 75% of project complete (as of Nov 15, 2010)	Balance 25% of the project to be completed by March 2011.
ISF - New Pedestrian Collector Sidewalks	5,000,000	601,280	4,398,720	0	0%	On going construction 42% of project complete (as of Nov 15, 2010)	Balance 58% of the project to be completed by June 2011
2009 Investigation for Design	400,000	76,709	323,291	160,000	40%		Ongoing research and investigation into material performance. Research and trials are underway to evaluate recycled material use for asphalt, concrete and aggregate. Current activities include warm mix asphalt, recycled shingles in asphalt, and recycled concrete and asphalt aggregate.
<b>Total 2009-2011 open projects</b>	<b>32,053,178</b>	<b>10,493,406</b>	<b>21,559,772</b>	<b>649,906</b>	<b>2%</b>		
<b>Total Streets</b>	<b>84,844,756</b>	<b>61,475,107</b>	<b>23,369,649</b>	<b>1,334,532</b>	<b>2%</b>		

Appendix 2: Open Capital Programs/Projects (as of September 2010)

Engineering Services - Bridges Open Capital (as of September 2010)							
Program / Project	Budget	Actuals	Balance	Projected Surplus (Deficit)		Completed	To Be Completed
<b>2009-2011</b>							
2009 Granville Bridge Strengthening	4,500,000	4,136,741	363,259	0	0%	Granville Bridge Strengthening	Wrap Up - invoicing by end of November 2010
2009 Historic Railway Upgrades	100,555	21,817	78,738	50,738	50%	Overcurrent protection, interpretive signage report	interpretive signage and parts repair
2009 Major Maintenance City Bridges	700,000	627,055	72,945	47,445	7%	Variety of major maintenance tasks including repair to Pier of Cambie Bridge	Expansion joint replacements x 2, 2 design exercises
2009 PCB Removal - Bridges	750,000	750,000	0	0	0%	RFP released and awarded for Granville, inspection, cleaning and design development underway	Detailed design and tender documents
2009 Pedestrian & Other Structures	150,000	31,823	118,177	23,177	15%		Design for 4 walls
2010 Burrard Br Cycling Impr (A3a)	806,811	0	806,811	(993,189)	(123%)		This is not a true deficit. Additional project scope for 2011 as approved, is flowing through the 2011 budget. Detailed design for rehab and retrofit for Burrard Bridge (cycling facility).
2010 PCB Removal - Bridges (A2c2)	200,000	0	200,000	(300,000)	(150%)		Detailed design and tender documents. Deficit to be funded from 2011 request.
ISF - Grandview Viaduct Rehab Ph 1	2,000,000	295,432	1,704,568	(71,000)	(4%)	Design and tender completed. Contract underway	Construction. Deficit to be funded from transfer of closeout funds.
2010 Burrard Br Ped/Bk Upgrd Non-Cap	0	9,154	(9,154)		0%	Construction of separated bike lane on Burrard Bridge, monitoring, and one-year anniversary celebration. (See 2006-08 Capital Plan, CCEA6F2A.)	Ongoing monitoring and sanitation.
2010 Historic Railway Upgrades	16,000	8,007	7,993	3,993	25%	lease payment, electrical maintenance	track inspection, training
<b>Total 2009-2011 open projects</b>	<b>9,223,366</b>	<b>5,880,029</b>	<b>3,343,337</b>	<b>(1,238,836)</b>	<b>(13%)</b>		
<b>Total Bridges</b>	<b>9,223,366</b>	<b>5,880,029</b>	<b>3,343,337</b>	<b>(1,238,836)</b>	<b>(13%)</b>		

## Appendix 2: Open Capital Programs/Projects (as of September 2010)

Engineering Services - Transportation Open Capital (as of September 2010)							
Program / Project	Budget	Actuals	Balance	Projected Surplus (Deficit)		Completed	To Be Completed
<b>2006-2008</b>							
2006-2008 Bicycle Network	3,024,874	3,069,072	(44,198)	(44,198)	(1%)	Cycling market research, cycling promotion and route maps, Broadway/Central Valley Greenway bike crossing, bike boxes, Inverness bikeway, cyclist pushbuttons, bike parking, Cambie St. bikeway, automated bike count pilot program. Cambie St. bikeway, bike month. 10th Ave. bikeway - China Creek Park	Kerr bike lanes, 29th Ave. bike route, 49th Ave. bike route, bike stencils, school promotion, manual count, Balaclava bikeway, Valley bikeway, Adanac/Pender/Seaside connector, Kent bikeway on hold pending planning and consultation with Translink, network infrastructure upgrades. Alberni bike route connector, Yukon bike route, Heather bikeway extension, arterial street bike lanes. Windsor bikeway, Haro bikeway.
Bicycle Network Projects c/f from 2003-5	77,000	0	77,000	0	0%		Nicola bikeway
2006 Greenways	2,195,966	736,590	1,459,376	0	0%	BC Parkway, 11th Ave. Greenway, Tupper Greenway, Ontario/43rd	Ridgeway west extension.
2006-2008 Arterial Improvements	3,265,639	2,997,263	268,376	(117,000)	(4%)	West Broadway Bulges, Broadway Transit Priority Corridor, DVTEMS, City Hall Station City contribution. Norquay Village design. Construction of Broadway/Arbutus left turn bay, 12th/Trafalgar curb and bulges, and 12th/Heather left turn bay. Midlothian/Clancy Loranger Way left turn bay and bus bays.	Construction estimate and report back to Council for Norquay Village. Fall 2010 Transportation Monitoring Program. Recoveries: London Drugs - Broadway/Arbutus left turn bay \$400K; Translink 2005 BICCS - 12th/Trafalgar \$93K; VGH - 12th & Heather left turn bay \$450K (not expected for 5-10 years). Construction of Knight, 15th - 21st median and Boundary & Canada Way work. Landscaping for Quebec & Milross median.
Arterial Improvement Projects c/f from 2003-5	(3,159,948)	(2,352,839)	(807,110)	1,018,000	(32%)	Construction of Knight/49th left turn bays and majority of work for Kingsway/Knight Neighbourhood Centre. Recoveries received: Developer (Aquilini) - Kingsway/Knight \$365K, Translink - Knight/49th \$1.7M, ICBC - Knight/49th \$250K, Translink - Clark/6th \$1.1M, Transport Canada - Clark/6th \$500K; Developer (Great Northern Way) - Clark/6th \$460K.	Recoveries: Translink - Kingsway/Knight \$760K; Transport Canada - Knight/49th left turn bays \$500K; Great Northern Way - Clark/6th left turn bay \$460K. Sale of residual property for Knight/49th. Construction of remaining work at King Edward/Dumfries.
2006-07 Carrall Street Greenway	4,950,676	5,694,122	(743,446)	(753,000)	(15%)	Utility relocation, street reconstruction, street lighting.	Landscaping, additional signs and road markings, overhead trolley wires; transfer costs to 2009 Carrall electrical infrastructure accounts. The deficit will be funded from the 2009 Carrall Street Greenway surplus.
2006-08 Downtown Streetcar	4,887,500	5,357,598	(470,098)	0	0%	Construction of new track and operation of the Olympic Line.	Minor construction work post-Olympic Line.
2006-08 Central Valley Greenway	4,210,671	5,857,430	(1,646,759)	953,000	23%	Utility relocation, shared pathway, street lighting, traffic signals, signs and road markings.	Additional signs and road markings. Funding from Translink is pending which will balance the budget.
<b>Total 2006-2008 open projects</b>	<b>19,452,378</b>	<b>21,359,236</b>	<b>(1,906,858)</b>	<b>1,056,802</b>	<b>5%</b>		

## Appendix 2: Open Capital Programs/Projects (as of September 2010)

Engineering Services - Transportation Open Capital (as of September 2010)							
Program / Project	Budget	Actuals	Balance	Projected Surplus (Deficit)		Completed	To Be Completed
<b>2009-2011</b>							
2009 Arterial Impr - Clark/Knight	3,477,500	1,014,332	2,463,168	(37,000)	(1%)	Design and tender for Phase 1.	Construction.
2009 Arterial Impr - Downtown Transportation Plan	1,880,000	1,453,492	426,508	27,000	1%	Design and majority of construction.	Construction and recoveries.
2010 Arterial Improvements	720,000	682,767	37,233	0	0%	Knight & 57th LTB property acquisitions	misc property assessments
2009 Blueways Program	100,693	693	100,000	0	0%		Aquatic Center dock replacement.
2009 Carrall Street Greenway	2,000,000	313,199	1,686,801	753,000	38%	3 blocks of Street lighting upgrades and 50% completion of the Expo to Pacific road construction	Utility relocation, street construction, street lighting, landscaping, signs and road markings; transfer 2006-07 Carrall costs from electrical infrastructure accounts and funding from DTES.
2009, 2010 Cycling Program	5,054,500	1,423,325	3,631,175	0	0%	Enhancements to City bikeways (various locations), Olympic bike connections, 2009 cyclist pushbuttons, Midtown bikeway connector, Olympic Village station, Dunsmuir viaduct bike lane.	Ongoing enhancement to City bikeways, Broadway City Hall station, comprehensive monitoring strategy, bike parking, Canada Line connection. Canada Line Connection-property acquisitions
2009, 2010 Greenways Program	1,234,040	113,333	1,120,707	1,000	0%	Community gardens (various locations), Japanese Protocol garden	Windsor Castle neighbourhood greenway, ongoing community garden development, cycling network spot improvements. North Arm Trail Greenway
2009 Neighbourhood Collector Program	100,000	0	100,000	0	0%		Blenheim St. modifications, Dundas
2009, 2010 Traffic Calming	2,263,000	939,573	1,323,427	0	0%	20 speed humps; 4 pedestrian bulges; 40% completion of the Grandview Woodlands Traffic Calming Plan	remaining 40% portion of the Grandview Woodlands Traffic Calming Plan. Speed hump program, school bulges, spot improvements, Broadway/Vine traffic calming, Marpole West.
2010 Bus Shelters & Landings (A4f)	60,000	2,460	57,540	0	0%	1 Passenger landing area	Additional locations to be completed in 4th quarter 2010 and in 2011
Downtown Separated Bike Lanes	4,070,000	726,243	3,343,757	0	0%	Dunsmuir St. construction. Design/consultation for Burrard Bridge connection (Hornby St.)	Construction for Burrard Bridge connection (Hornby St.)
Georgia Dunsmuir Viaducts Study (A4a3)	300,000	0	300,000	0	0%	Consultant RFO.	Consultant study.
Transportation Plan Update (A4a4)	300,000	0	300,000	0	0%	Report to Council.	Hiring of temporary staff and consultant.
<b>Total 2009-2011 open projects</b>	<b>21,559,733</b>	<b>6,669,417</b>	<b>14,890,316</b>	<b>744,000</b>	<b>3%</b>		
<b>Total Transportation</b>	<b>41,012,111</b>	<b>28,028,653</b>	<b>12,983,458</b>	<b>1,800,802</b>	<b>4%</b>		

## Appendix 2: Open Capital Programs/Projects (as of September 2010)

Engineering Services - Communications Open Capital (as of September 2010)							
Program / Project	Budget	Actuals	Balance	Projected Surplus (Deficit)		Completed	To Be Completed
<b>2009-2011</b>							
2010 U/G Comm Ntwk Expansion (B1b)	337,500	245,571	91,929	0	0%	Installed fiber at Woodwards building, Granville Mall, Cambie St., Hastings St., Dunsmuir St. separated bike lane, Davie St., and new Police headquarters at former VANOC building.	Hornby St.
2010 Underground Cable Replacemnt (B1a)	168,750	202,282	(33,532)	(200,000)	(119%)	Replaced duct and cable on Hastings St. (Cassiar to Boundary), Collingwood Library, Granville Mall area (TSMS: traffic signal management system).	Contingency, unknown demands may arise. Projected deficit to be funded from 2011 Cable Network Expansion (B1b)
<b>Total 2009-2011 open projects</b>	<b>506,250</b>	<b>447,853</b>	<b>58,397</b>	<b>(200,000)</b>	<b>(40%)</b>		
<b>Total Communications</b>	<b>506,250</b>	<b>447,853</b>	<b>58,397</b>	<b>(200,000)</b>	<b>(40%)</b>		

Engineering Services - Street Lighting Open Capital (as of September 2010)							
Program / Project	Budget	Actuals	Balance	Projected Surplus (Deficit)		Completed	To Be Completed
<b>2009-2011</b>							
2009, 2010 Local Area Projects	21,219	6,717	14,502	5,000	24%	Lane lighting for court of revision #6.	Projects approved through the 2010 court of revision process.
2009, 2010 Renovate & Upgrade Plant	4,333,861	1,443,815	2,890,046	521,000	12%	Upgraded 15 service panels, upgraded street lighting conduit, replaced all rusty poles with severe corrosion, replaced luminaires on Hastings St., expanded LED evaluation area.	Rusty pole replacement as required; conduit replacement as opportunities arise. RFQ for design and build contract at purchasing. Design and construction to be completed.
2009, 2010 St Lighting Other Costs	0	(25,841)	25,841	26,000	0%	Overhead adjustments.	
2009 Street Lighting-Facilities Mgmt	0	458,207	(458,207)	(518,000)	0%	50% of City street lighting poles inspected. Asbestos database completed.	17% of City poles remain to be inspected of the 67% target. Deficit to be funded by surplus in 2009 Plant upgrades
<b>Total 2009-2011 open projects</b>	<b>4,355,080</b>	<b>1,882,898</b>	<b>2,472,182</b>	<b>34,000</b>	<b>1%</b>		
<b>Total Street Lighting</b>	<b>4,355,080</b>	<b>1,882,898</b>	<b>2,472,182</b>	<b>34,000</b>	<b>1%</b>		

## Appendix 2: Open Capital Programs/Projects (as of September 2010)

Engineering Services - Traffic Signals Open Capital (as of September 2010)							
Program / Project	Budget	Actuals	Balance	Projected Surplus (Deficit)		Completed	To Be Completed
<b>2006-2008</b>							
2007, 2008 New Pedestrian & Vehicle Signals (B3a)	2,460,385	1,789,583	670,802	71,000	3%	New signals complete at 12th/Trafalgar, Denman/Alberni, Cambie/14th, Cordova/Princess, 49th/Dumfries, Fir/14th, Marine/71st, Arbutus/20th, 10th/Highbury. Pedestrian/cyclist signals complete at 12th Avenue at Vine; 2nd Avenue at Yukon/Wylie; Fraser at 10th Avenue. Traffic signal complete at Homer at Helmcken	Recoveries: Translink - Arbutus/20th \$59.5K, ICBC - Cordova/Princess \$75K, ICBC - 10th/Highbury \$23K. Pedestrian/cyclist actuated signals to be completed at Venables & Raymur; and SW Marine & Arbutus.
<b>Total 2006-2008 open projects</b>	<b>2,460,385</b>	<b>1,789,583</b>	<b>670,802</b>	<b>71,000</b>	<b>3%</b>		
<b>2009-2011</b>							
2009, 2010 New Signal Construction (B3a)	2,400,000	615,560	1,784,440	20,000	1%	Ped signal Knight & 59th; 25% Ped Signal Fraser & 31st. Pedestrian/cyclist actuated signal complete at the intersection of Cambie & 22nd.	75% Pedestrian/cyclist actuated signals at Fraser & 31st. Pedestrian/cyclist signals underway at Dumfries & King Ed; Prince Ed & 41st, Dumfries & 33rd, Fraser & 61st, 54th Ave & Doman, 49th & Maple, Prince Ed & 33rd, Granville & 15th, Granville & 6th, Main & 22nd, 41st Ave & Yew, Ontario & 16th. Traffic signals underway at Manitoba & 2nd and Yukon & 8th.
2009, 2010 Renovate Aging Signal Plant (B3d)	1,650,000	1,412,703	237,297	(40,000)	(2%)	Reconstruction and Rehabilitation of aging signal plant at various intersections in the City. Intersection rebuild complete at Oak & 49th.	Rehabilitation of signal plant at Arbutus/16th, Hastings/Clark, Commercial/Broadway, Commercial/1st, and Nanaimo @ 20th, 22nd, & 24th. Proposed funding sources for the deficit are \$45k funding from 2009 Signal Control Cabinet Security (B3g) and remainder from 2010 Renovate Aging Signal Plant (B3d). Intersection rebuild underway at Nanaimo & Broadway.
2009, 2010 Signal Modification (B3b)	1,125,000	630,568	494,432	0	0%	Automatic vehicle count systems and traffic monitoring cameras completed for the Downtown cordon. Left turn phasing installed at 3 intersections; and audible signals for the blind installed at 3 intersections. Arbutus & 16th UPS installation; Hornby St cameras; Granville & 70th camera; Oak 33rd Speed Reader Board; various ped indicator modifications	Automatic vehicle count systems along Boundary Road and City cordon. Various traffic monitoring cameras, vehicle counting systems, and signal modifications underway
2009 Traffic Signal Mgt System (TSMS) (B3c)	200,000	34,241	165,759	10,000	5%	Purchased software/hardware upgrades for the TSMS; contracted services; TV monitors/warranties etc..	Additional TSMS system software updates required.
2009, 2010 Uninterrupted Power Supply (B3e)	413,000	313,723	99,277	(30,000)	(7%)	UPS installed at 15 signalized intersections along major corridors in the City.	Various UPS installations underway including: Arbutus & 16th; Commercial & 1st; Commercial & Broadway; and Granville & 70th. Recoveries from ICBC \$25K.
<b>Total 2009-2011 open projects</b>	<b>5,788,000</b>	<b>3,006,795</b>	<b>2,781,205</b>	<b>(40,000)</b>	<b>(1%)</b>		
<b>Total Traffic Signals</b>	<b>8,248,385</b>	<b>4,796,378</b>	<b>3,452,007</b>	<b>31,000</b>	<b>0%</b>		

Appendix 2: Open Capital Programs/Projects (as of September 2010)

Engineering Services - Sewers Open Capital (as of September 2010)							
Program / Project	Budget	Actuals	Balance	Projected Surplus (Deficit)		Completed	To Be Completed
<b>2009-2011</b>							
2009-11 Sewer Residential B Permits	0	180,032	(180,032)	0	0%	Approximately 1700 residential sewer connections.	Approx 850 new permits expected, some work on permits started in 09/10 to be completed. Revenues in separate cost centre exceed costs by approx. \$200k.
2009-11 Sewer Commercial C Permits	0	773,850	(773,850)	0	0%	Approximately 180 commercial sewer connections.	Approx 90 new permits expected, some work on permits started in 09/10 to be completed. Revenues in separate cost centre exceed costs by approx. \$1M.
2009-11 SW Re-use E permits	0	0	0	0	0%	No reuse connections completed in 09/10.	One permit outstanding.
2009-11 SW Ext Billable Works	0	154,813	(154,813)	0	0%	4 at cost main jobs and several at cost connections.	Agreements in place to complete at least 4 more at cost main jobs. Revenues in separate cost centre exceed costs by approx. \$70k.
2009-11 SW Inspection Cost Recovery	0	401,546	(401,546)	0	0%	Ongoing inspection program.	Continue with ongoing program. Revenues in separate cost centre in-line with costs.
2009-11 TV Inspection for Anchor Rod	0	39,906	(39,906)	0	0%	Ongoing inspection program.	Continue with ongoing program. Revenues in separate cost centre in-line with costs.
2009-11 Sewer Main Reconstruction	24,736,089	25,156,119	(420,030)	(3,000,000)	(12%)	35 main replacements scheduled in 2010 - 22 completed & 7 underway. In addition approximately 10 spur replacements are completed annually to facilitate new services.	13 replacements to complete inc. several in the 50th & Main area. One unusually long spur extension on Quebec Place. Anticipated deficit to be offset by 2010 surplus in infrastructure projects. Additional funding in 2011 will be required to cover this.
2009-11 Sewer Replacement Non-Capital	0	152,189	(152,189)	(152,189)	0%		
ISF - Greening English Bay Interceptor	5,000,000	572,564	4,427,436	0	0%	Design, Tenders, Bid Committee Approvals, Construction Contract Awarded	Major Construction Start
ISF - Upper Trout Lake West Sewer Sep	10,000,000	5,419,715	4,580,285	0	0%	Designs, Construction Started	Substantial Completion (project 46% complete)
ISF - Upper Trout Lake East Sewer Sep	10,000,000	4,548,624	5,451,376	0	0%	Designs, Construction Started	Substantial Completion (project 45% complete)
2009-11 Connection & M/H Reconstruction	2,010,000	1,654,734	355,266	0	0%	Approx 300 relays, some pipe bursting and about 25 cured in place connections.	Continue with reconstruction of connections as required.

Appendix 2: Open Capital Programs/Projects (as of September 2010)

Engineering Services - Sewers Open Capital (as of September 2010)							
Program / Project	Budget	Actuals	Balance	Projected Surplus (Deficit)		Completed	To Be Completed
2009-11 Local Repairs/CB/Spur Recon	2,024,286	1,335,389	688,897	488,897	24%	Approximately 120 reconstruction/repair jobs on spurs, leads and catch basins.	Continue with program - in particular work on MRN routes will be a focus.
2009-11 Local Repairs/CB - Non Capital	0	6,979	(6,979)		0%		
2009-11 Upgrade & Replace Pump Station	8,884,823	7,008,556	1,876,267	0	0%	SCADA rollout approx. 75% complete, Cambie Pump Station complete but some costs outstanding, Granville Pump Station awarded and about to begin.	
2009-11 TV Inspection	338,000	274,363	63,637	0	0%	Ongoing visual inspection by CC TV - approximately 100 kms completed in 09/10.	Ongoing visual inspection by CC TV - approximately 50 kms will be completed in 2011.
2009-11 Investigation for Design	199,000	119,694	79,306	0	0%	Various site investigations and supporting costs for capital construction programs.	Continue with ongoing program.
2009-11 Sewer Sep Private/B+C Perm Nofee	1,255,000	687,446	567,554	224,798	18%	Working in Downtown Burrard catchment & SEFC/Crowe St catchment (ongoing)	Both catchments to be completed in 2011.
2009-11 Sewer Sep Private/B+C Nofee NCap	0	224,798	(224,798)	(224,798)	0%		
2009-11 Still Creek Environmental Prog	150,000	0	150,000	0	0%	Project delayed.	Entire project to be completed.
2009-11 Sewer Other Charges	0	(1,113,762)	1,113,762		0%	Capital overhead.	
2009 Contrib Manitoba Yards Impr (D5c)	1,100,000	0	1,100,000		0%	Budget to be transferred to Yards	Manitoba Yards emergency power supply; Central Stores Main Transformer replacement
<b>Total 2009-2011 open projects</b>	<b>65,697,198</b>	<b>47,597,555</b>	<b>18,099,643</b>	<b>(2,663,292)</b>	<b>(4%)</b>		
<b>Total Sewers</b>	<b>65,697,198</b>	<b>47,597,555</b>	<b>18,099,643</b>	<b>(2,663,292)</b>	<b>(4%)</b>		



Appendix 2: Open Capital Programs/Projects (as of September 2010)

Engineering Services - Waterworks Open Capital (as of September 2010)							
Program / Project	Budget	Actuals	Balance	Projected Surplus (Deficit)		Completed	To Be Completed
<b>2009-2011</b>							
2009, 2010 New Water Meter Installations	0	152,948	(152,948)	0	0%	Approx 180 meters installed	Several jobs for which revenue has been received have not yet been completed
2009, 2010 New Water Service Installation	0	2,218,303	(2,218,303)	0	0%	Approx 260 connections installed	Several jobs for which revenue has been received have not yet been completed
2009-11 Water Ext Billable Works	0	127,057	(127,057)	0	0%	Completed water main installations for Metro Van - big jobs were 25th and 16th Ave	Costs are still outstanding on several jobs
2009-11 WW Externally Funded Categories	0	285,218	(285,218)	0	0%	MetroVan jobs - 16th Ave & 25th Ave- at or near complete (some costs may still be outstanding).	
2009-11 WW Distribution System	16,382,995	13,816,549	2,566,446	(425,000)	(3%)	Complete or near completion: 10 main replacements on major arterials, 6 on secondary arterials, 25 residential, as well as Metro Service Force main, some valve replacement work and some cathodic protection work	10 residential and 2 arterial main replacement jobs left to complete. Variance to end of 2010 deficit to be offset by 2010 surplus in Infrastructure program. Underspent compared with expectations - due to NEU funded project using same crews.
2009-11 Services, PRV's & Hydrant Connec	6,920,000	6,174,308	745,692	(375,000)	(5%)		Demand for replacement of aging service and hydrants has exceeded expectations. Deficit to be offset by 2010 surplus in infrastructure project
2009-11 Svcs, PRVs, Hydrant - NonCap	50,000	34,292	15,708	0	0%	This is non-capital work to support	
ISF - Dist Main Repl - Kits & Pt Grey	2,500,000	1,916,367	583,633	0	0%	Contract 2009-02 tendered, awarded and completed. Contract PS10056 tendered and awarded.	Completion of contract PS10056 is expected by the end of November 2010. Submission of eligible costs and re-imburement of Federal Government's 1/3 share.
ISF-Dist Main Repl-Kerrisdale Frasersview	5,000,000	62,012	4,937,988	880,000	18%	Two contracts to complete all of the work have been tendered and awarded.	Completion of contracts PS10108 & PS10180 are expected by the end of March 2011. Submission of eligible costs and re-imburement of Federal Government's 1/3 share.
ISF - Dist System PRV Replacement	2,000,000	151,718	1,848,282	(580,000)	(29%)	Design consultant contract tendered and awarded. Construction contract tendered and awarded.	Construction of PRV stations expected to be completed by March 2011. Submission of eligible costs and re-imburement of Federal Government's 1/3 share.
2009-11 Water Conservation Non-cap Proj	0	8,286	(8,286)	0	0%		
2009-11 New Meter & Service Installation	1,550,000	1,282,510	267,490	0	0%	AMR installations (approx 6000), park board metering, and new meters (installed)	Continue with program with added 2011 funding
2009-11 New Meters - Non-Capital	0	101,557	(101,557)	0	0%	Purchased meters that will be transferred to CEW (actual asset) when installed.	Continue with program with added 2011 funding
2009-11 Minor Improvement	400,000	126,689	273,311	0	0%	Fountains downtown, Broadway and Spruce, portable water station	Further improvement to water access
2009-11 Dedicated Fire Protection System	0	32,437	(32,437)	(32,437)	0%	} UPS replacement, valve box lids and DFPS Valve Stat	Minor repairs and upgrades to DFPS as needed.
Dedicated Fire Protection System (F3a)	25,000	0	25,000	25,000	100%		
2009-11 Alternate Water Sources	50,000	39,549	10,451	0	0%	Remediated Langara Golf Course well head.	Remediate McCleary Golf Course wells.

## Appendix 2: Open Capital Programs/Projects (as of September 2010)

Engineering Services - Waterworks Open Capital (as of September 2010)							
Program / Project	Budget	Actuals	Balance	Projected Surplus (Deficit)		Completed	To Be Completed
2009-11 Telemetry System-New & Replacement	0	20,430	(20,430)	(250,000)	0%	Started to purchase SCADA equipment	Will continue to purchase & install SCADA equipment to upgrade the potable water system as well as adding component to better monitor sensitive areas.
Telemetry System (F4a)	250,000	0	250,000	250,000	100%		
2009-11 Eng & Site Investigation	500,000	499,517	483	0	0%	Various inspections, test holes, communications, soil and flow testing and other non asset producing investigative work.	Continue with program with added 2011 funding.
2009-11 Misc Water Quality Projects	250,000	142,549	107,451	0	0%	Dead-end looping at Brewers Pk & Lane West of Baldwin	Granville & 16th, & Quebec Place
2009-11 Water Quality Monitoring	0	162,912	(162,912)	0	0%		
2009-11 Waterworks - Other Charges	0	4,151	(4,151)	0	0%		
<b>Total 2009-2011 open projects</b>	<b>35,877,995</b>	<b>27,359,359</b>	<b>8,518,636</b>	<b>(507,437)</b>	<b>(1%)</b>		
<b>Total Waterworks</b>	<b>35,877,995</b>	<b>27,359,359</b>	<b>8,518,636</b>	<b>(507,437)</b>	<b>(1%)</b>		

Engineering Services - Combined Sewer and Water Open Capital (as of September 2010)							
Program / Project	Budget	Actuals	Balance	Projected Surplus (Deficit)		Completed	To Be Completed
<b>2009-2011</b>							
2009-11 Combined Connections	20,925,000	10,444,498	10,480,502	0	0%	Ongoing program of residential sewer and water connections, projected surplus is expected to be close to zero as goal is to recover all costs on a user pay basis.	Continue with combined connections based on permits received.
<b>Total 2009-2011 open projects</b>	<b>20,925,000</b>	<b>10,444,498</b>	<b>10,480,502</b>	<b>0</b>	<b>0%</b>		
<b>Total Combined Sewer and Water</b>	<b>20,925,000</b>	<b>10,444,498</b>	<b>10,480,502</b>	<b>0</b>	<b>0%</b>		

## Appendix 2: Open Capital Programs/Projects (as of September 2010)

Engineering - Parking Operations Open Capital (as of September 2010)							
Program / Project	Budget	Actuals	Balance	Projected Surplus (Deficit)		Completed	To Be Completed
<b>2009-2011</b>							
Bylaw Dispute Adjudication System	873,000	60,595	812,405	0	0%	Notice of intent to contract with Tempest issued.	Design and development work.
Impound Facility Relocation - Phase 2	4,650,000	3,778,652	871,348	651,000	14%	Construction of facility complete. Operations began on April 1, 2010.	Remaining off-site works and warranty inspection by consultant.
Parking Meter Infill Program 2010	550,000	79,759	470,241	(30,000)	-5%	2010 infill locations complete. RFP for paystations issued - proposals under evaluation. New smart meters ordered from IPS. Contract issued to Trafco for meter housings.	Installation of paystations in Nov/10. Meter housings to be ordered from Trafco. Receive equipment. Deficit to be funded from 2010 Parking Meter replacement.
Parking Meter Replacement 2010	300,000	125,319	174,681	50,000	17%	New smart meters ordered.	Additional smart meters to be ordered from IPS. Receive equipment.
<b>Total 2009-2011 open projects</b>	<b>6,373,000</b>	<b>4,044,325</b>	<b>2,328,675</b>	<b>671,000</b>	<b>11%</b>		
<b>Total Parking Operations</b>	<b>6,373,000</b>	<b>4,044,325</b>	<b>2,328,675</b>	<b>671,000</b>	<b>11%</b>		

Engineering Services - EasyPark Open Capital (as of September 2010)							
Program / Project	Budget	Actuals	Balance	Projected Surplus (Deficit)		Completed	To Be Completed
<b>2008</b>							
Lot 1 - 535 Hornby St - Concrete Membrane and Crack Repairs	143,479	76,786	66,693	693	0%	Completed Phase 1 and 2 - Entrance and Drive aisles and parking stalls on lower levels.	Phase 3 to complete levels and phase 4 to do crack sealing and repairs at wall joints.
Lot 1 - Bentall - Repair Concrete Walls	70,487	0	70,487	(13)	(0%)		Phase 3 of above project.
Lot 27 - Library Square - Lighting Upgrade	162,000	0	162,000	0	0%		Hiring Consultant to assist with evaluation of current situation and propose recommended course of action.
<b>Total 2008 Open Projects</b>	<b>375,966</b>	<b>76,786</b>	<b>299,180</b>	<b>\$680</b>	<b>0%</b>		
<b>2009</b>							
Lot 9 - Pacific Centre - Replace Signage at three Entrances	61,000	0	61,000	(9,000)	(15%)		Finalize permit application, confirm contract, install signage.
Head Office - Computer Replacements	13,000	2,916	10,084	84	1%		Replacement of 4 work stations
<b>Total 2009 Open Projects</b>	<b>74,000</b>	<b>2,916</b>	<b>71,084</b>	<b>(\$8,916)</b>	<b>(12%)</b>		
<b>2010</b>							
Lot 2 - 150 W Pender St - Surface and Structural Repairs	638,000	93,890	544,110	110	0%	Design and consulting completed. Structural repairs started including slab removal on some	Restoration of floor slabs
Lot 22 - 1180 Mainland Street - Membrane Replacement	390,500	196,927	193,573	573	0%	Approximately 50% complete.	Installation of remaining membranes at entrance and secured compound. Pursuing recoveries from Canada Line Contractor (approx. \$90,000)
<b>Total 2010 Open Projects</b>	<b>1,028,500</b>	<b>290,817</b>	<b>737,683</b>	<b>\$683</b>	<b>0%</b>		
<b>Total EasyPark</b>	<b>1,478,466</b>	<b>370,519</b>	<b>1,107,947</b>	<b>(7,553)</b>	<b>(1%)</b>		

Appendix 2: Open Capital Programs/Projects (as of September 2010)

Engineering Services - Neighbourhood Energy Utility [NEU] Open Capital (as of September 2010)							
Program / Project	Budget	Actuals	Balance	Projected Surplus (Deficit)		Completed	To Be Completed
<b>2009-2011</b>							
False Creek NBH Energy Utility Phase 1	35,475,572	29,987,367	5,488,205	2,000,000	6%	Project substantially complete	Some very minor adjustments are be made to equipment.
ISF - NEU Distribution System Extension	2,100,000	24,772	2,075,228	375,228	18%	Design & materials purchase	Construction just starting
<b>Total 2009-2011 open projects</b>	<b>37,575,572</b>	<b>30,012,139</b>	<b>7,563,433</b>	<b>2,375,228</b>	<b>6%</b>		
<b>Total NEU</b>	<b>37,575,572</b>	<b>30,012,139</b>	<b>7,563,433</b>	<b>2,375,228</b>	<b>6%</b>		

## Appendix 2: Open Capital Programs/Projects (as of September 2010)

Engineering Services - Solid Waste / Landfill Open Capital (as of September 2010)							
Program / Project	Budget	Actuals	Balance	Projected Surplus (Deficit)		Completed	To Be Completed
<b>2003-2005</b>							
Phase 1 Closure	14,095,000	14,424,153	(329,153)	(529,153)	(4%)	Phase 1 construction works.	Recovery from Metro
Phase 1 Gas Collection	1,275,000	0	1,275,000	1,275,000	100%		Landfill gas upgrades
Operational Landfill Gas Collection Work	1,275,000	608,995	666,005	(0)	(0%)	Phase 3 design. Phase 3 construction tender is out for bids.	Phase 3 construction. Additional funding to be requested for 2011
Residential Drop-off Weighscale Redevelopment	2,500,000	477,318	2,022,682	(2,751,318)	(110%)	The tendering for design has been completed. The conceptual design is 95% complete. The conceptual design indicates a need for a substantial increase to the construction budget and therefore a need for a substantial increase to the project budget. It will be necessary to gain approval for a substantial budget increase in the future in order to finish this project.	Design and Construction (pending budget increase)
<b>Total 2003-2005 open orders</b>	<b>19,145,000</b>	<b>15,510,467</b>	<b>3,634,533</b>	<b>(2,005,472)</b>	<b>(10%)</b>		
<b>2006-2008</b>							
Improvements-Recycling Receiving Yard	850,000	140,354	709,646	(125,354)	(15%)	Design completed. Both development and building permits obtained.	Decision on how to complete construction in the most cost effective way. Whether to complete most of the work in-house or accept one of the bids submitted. Deficit to be funded via an increase from the Solid Waste Capital Reserve.
VTS Pitwall Repairs	500,000	165,321	334,679	100,000	20%	Design Complete. Paving of Pit.	Structural protection of Pit and Concrete Placement.
Weighscale Software - Upgrades	250,000	259,771	(9,771)	(9,771)	(4%)	Design. Phase 1 implementation at Vancouver Landfill.	Phase 2 of implementation at Kent Yards.
<b>Total 2006-2008 open projects</b>	<b>1,600,000</b>	<b>565,446</b>	<b>1,034,554</b>	<b>(35,125)</b>	<b>(2%)</b>		
<b>2009-2011</b>							
2010 Landfill Phase 2 & W40Ha Close	1,000,000	0	1,000,000	0	0%		Design works for Phase 2 and Western 40.
ISF - Landfill Pump Station Upgrades	1,400,000	1,250,000	150,000	150,000	11%	Design	Construction.
ISF - Landfill Water Line Extension	1,000,000	150,000	850,000	(69,816)	(7%)	projected deficit revised ; design,tendering and awarding has been completed.	construction and documentation.
Landfill Gas Collection Infrastructure Expansion	1,200,000	500,000	700,000	0	0%		Design and Construction
<b>Total 2009-2011 open projects</b>	<b>4,600,000</b>	<b>1,900,000</b>	<b>2,700,000</b>	<b>80,184</b>	<b>2%</b>		
<b>Total Landfill</b>	<b>25,345,000</b>	<b>17,975,913</b>	<b>7,369,087</b>	<b>(1,960,413)</b>	<b>(8%)</b>		

## Appendix 2: Open Capital Programs/Projects (as of September 2010)

### Parks and Recreation

As of September 2010, Parks and Recreation has spent \$114.1 million on a total budget of \$174.0 million. The projected variance for the department as a whole is a \$2.3 million deficit (before additional funding requested in the 2011 Capital Budget). The current unspent balance of \$59.9 million will be used to complete major projects including Trout Lake Community Centre construction, VanDusen Gardens Visitor Centre Renewal, Trillium Park site development and development of several synthetic turf fields.

A detailed list of projects, including major milestones completed and to be completed, follows.

## Appendix 2: Open Capital Programs/Projects (as of September 2010)

Parks & Recreation - Open Capital (as of September 2010)							
Program / Project	Budget	Actual	Balance	Projected Surplus (Deficit)		Completed	To Be Completed
<b>2006-2008</b>							
Mount Pleasant Park Plan Design	1,000,000	338,933	661,067	0	0%	Park concept plan final open house Sept 22/10 park plan includes community garden, pathways, playgrounds, skateboard spot, lawns, place for future outdoor pool	Plan adopted by Park Board in November 2010; construction drawings to be completed and project tendered in Jan/Feb for spring construction; park opening scheduled for early Fall 2011
Oppenheimer Park Renewal	2,532,000	2,780,656	(248,656)	(280,000)	(11%)	Park redevelopment is complete: playground, pathways, fencing, irrigation system, tree planting, fieldhouse	Finalize contractor deficiencies, finalize vendor billing and close commitments, pay out holdback. Project waiting for Final Completion (outstanding items) and commemoratives NOTE: The deficit is due to additional advance construction work required to make the building usable for the Olympics, poor soil issues, installation of sod instead of grass seed to ensure earlier community access and some minor building scope changes. The \$280K deficit is anticipated to be funded from Park Enhancements 30010887 and Minor Park Improvements from the 2009 & 2010 capital budgets.
2008 Playground Renewal	165,000	110,881	54,119	0	0%	Locarno playground, Sunset playground and initial consulting for Kits Beach playground.	Kits Beach playground is under construction and should be substantially complete by the end of 2010 UPDATE (Dec 2010): Kits Beach playground is now complete; only deficiencies outstanding.
Trillium Park Site Development	4,740,945	2,055,983	2,684,963	0	0%	Soil remediation work substantially complete; construction of fields well under way	Construction of fields
2006 Youth Park/2007 Sports Courts	425,000	318,409	106,591	0	0%	Renfrew Lacrosse box, John Henry tennis courts, McSpadden tennis courts, Kensington skate plaza and various smaller projects	Vanier Park BMX/mountain biking facility and repairs to downtown skate plaza
2008 Cliff Stabilization/Scaling	82,405	20,405	62,000	0	0%		Ongoing program to stabilize cliff faces above seawall.
2008 NMF Program & Park Partners	50,000	50,735	(735)	0	0%	Various small community-shared projects	Various small community-shared projects
2008 Park Planning & Feasibility Studies	50,000	31,614	18,386	0	0%	GIS & graphic work, "Water in the Parks" project, park inventory update, accessibility study and signage	Park Board strategic plan
2006, 2008 Park Land Acquisition	5,650,127	144,962	5,505,165	0	0%		Land acquisition
Expropriation 1190 Seymour/515-585 Davie	8,200,000	7,719,505	480,495	0	0%		Land appropriation (any surplus will be returned to the DCL reserve)
Demolition 1190 Seymour/515-585 Davie	100,000	0	100,000	0	0%		Building demolition
Park Land Acq - 4320 Atlin	910,000	874,178	35,822	0	0%	Land purchased	A portion of this property is to be sold with the net proceeds to be returned to Park Land Acquisition Capital.
Development of Newly Acquired Parks	1,000,000	276,688	723,312	0	0%	Oak and 37th - now called Oak Meadows Park.	Trillium Neighbourhood Park will be built as soon as the two new synthetic fields are complete in Mar 2011. To start community planning and engagement in 2011.

## Appendix 2: Open Capital Programs/Projects (as of September 2010)

Parks & Recreation - Open Capital (as of September 2010)							
Program / Project	Budget	Actual	Balance	Projected Surplus (Deficit)		Completed	To Be Completed
Emery Barnes Park-Phase 2 DCL	5,500,000	2,762,787	2,737,213	1,800,000	33%	Phase 2 of park is 90% complete	These funds will be used for Phase 3 of Emery Barnes Park, which is the demolition of final buildings on the park site and conversion into a park. Any surplus will be returned to the DCL reserve to be used for the next downtown park.
Percy Norman Aquatic Ctr (Legacy)	31,860,000	32,600,786	(740,786)	(750,000)	(2%)	Pool completed and opened to public.	Legacy fitout (converting the Olympic Centre to be used by the public). Final contractor deficiencies, finalize vendor billing and close commitments, payout holdbacks. Deficit to be funded from 2011 Trout Lake Community Centre project.
Killarney Rink Upgrades	15,047,800	15,345,274	(297,474)	(300,000)	(2%)		Finalize construction deficiencies after the post-Olympic conversion; final payment of contractor holdbacks. NOTE: Deficit is primarily from unforeseen underground services work, additional soil excavation, and BC Hydro underground electrical upgrade required to meet code. Deficit to be funded from 2011 Trout Lake Community Centre project.
Renfrew CC and Pool Renewal-Phase 2 2006-09	2,234,000	2,425,972	(191,972)	(200,000)	(9%)	Change rooms substantially complete	Final construction work for the change rooms. NOTE: Deficit is due to retrofit of the existing building requiring increased structural and mechanical scope. Deficit to be funded from 2011 Trout Lake Community Centre project funding.
2008 Concessions	875,000	96,340	778,660	0	0%	English Bay Bistro design work, Harbour Green consulting work, Legends of the Moon expansion	The Hillcrest concession will have the RFP out by Dec 2010. VanDusen concession to follow in early 2011.
2008 Computer System Upgrades	120,000	28,228	91,772	0	0%	Safari (recreation POS and booking system) and Tee Time (golf system) software and hardware upgrades	Digitizing Infrastructure drawings; recreation and Tee Time hardware/software upgrades and replacements.
<b>Total 2006-2008</b>	<b>80,542,277</b>	<b>67,982,336</b>	<b>12,559,941</b>	<b>270,000</b>	<b>0%</b>		
<b>2009-2011</b>							
2009 Other Parks Renewal	178,000	62,364	115,636	0	0%	Various small projects	Carlton Park/Renfrew Park
2010 (RInk) Park Renewals	3,100,000	2,583,041	516,959	0	0%	Design and construction started at Grandview, Norquay and Fraserview parks.	Finalize construction at Grandview, Norquay and Fraserview parks. This is part of the federal Recreational Infrastructure Canada Program (RInC) due March 2011.
2009 Existing Pathways	104,000	4,019	99,981	0	0%		Connaught /Fieldhouse east side
2009 Pathways - Capital	119,000	61,060	57,940	0	0%	McCleery and Arbutus Village pathways	Carlton and Renfrew park pathway
2009 New Pathways Non-Capital	135,000	69,283	65,717	0	0%	Thornton Park pathway	Killarney and Strathcona pathways
2009 Cycling - Non-Capital	41,000	14,998	26,002	0	0%	Overhead allocation	Return loop in Stanley Park
2009 Universal Access	68,000	36,526	31,474	0	0%	2009 Beach Ave universal access ramp	For general ramp installations
2009 Playgrounds: New, Rebuild, Upgrade	195,000	77,923	117,077	0	0%	Various small projects	Prince Edward, Brewers and Strathcona Linear parks



## Appendix 2: Open Capital Programs/Projects (as of September 2010)

Parks & Recreation - Open Capital (as of September 2010)							
Program / Project	Budget	Actual	Balance	Projected Surplus (Deficit)		Completed	To Be Completed
2010 Playgrounds	408,000	443,429	(35,429)	0	0%	Kitsilano Beach playground design	Kits Beach playground construction (funded from external sources for \$400K and up to \$100K to be funded from the 2008/2009 Playground capital)
Sunset CC Playground (Assn Funded)	150,000	154,052	(4,052)	0	0%	Playground is complete	Cabinets to be funded by the Association
2009 Grass Playing Fields - Capital	535,000	335,727	199,273	0	0%	Connaught West field, annual field maintenance,	Connaught East and Moberly parks
2010 Grass Playfields - Non-Capital	125,000	0	125,000	0	0%		For annual field maintenance to keep them in playing form
2010 Synthetic Turf Playfields	6,246,000	2,422,247	3,823,753	0	0%	Design	Jericho Park (synthetic field, rugby, tennis, baseball), Memorial Park (track and synthetic field), Van Tech Courts Partnership, Grandview Park to be completed in early 2011
2009 Basketball Courts	68,000	41,565	26,435	0	0%	Stamps Place consultant work	Collingwood Park and Cedar Cottage
2010 Basketball Courts	227,000	0	227,000	0	0%		Capozzi Park
2009 Sports Courts - Capital	552,000	163,782	388,218	0	0%	QE Park tennis courts	Drainage repairs/upgrade to Charlson tennis courts
2009 Dog Off-Leash Areas	41,000	20,759	20,241	0	0%	Overhead allocation, SEFC fencing	Devonian Harbour
2010 Burrard Marina Renewal	102,000	0	102,000	0	0%		Burrard Marina renewal (scheduled to commence in 2010 and be completed in 2011)
ISF - English Bay Seawall Improvements	3,056,000	1,789,914	1,266,086	0	0%	Design and planning	Construction (to be completed by Dec 2010)
2010 Stanley Park Forest Management	51,000	0	51,000	0	0%		Continuing long-term Stanley Park Forest Management Plan
ISF - QE Park Road Repaving	1,019,000	776,568	242,432	0	0%	Design; contractor hired	Construction be done by Jan 2011
ISF - Stanley Park Road Repaving	3,056,000	3,849,659	(793,659)	(600,000)	(20%)	Initial scope of work complete	Increased scope in road repaving NOTE: Scope of road repaving was increased; deficit to be funded from the ISF Seawall/Brockton Pt project CPM-00010 (subject to approval from Federal Govt)
2009 Park Structures	261,000	107,561	153,439	0	0%	Lumberman's Arch guardrail	Stanley Park Overpass, Beaver Creek bridge, Pipeline Road bridge and Jericho Pier
2009 Jericho Park Marginal Wharf	1,460,000	65,776	1,394,224	0	0%	Public consultation	Wharf repair. The project is on hold pending Board direction. UPDATE (Dec 2010): Wharf demolition and shore reinstatement with the park redesign approved by Park Board in late 2010. All to be completed by the end of 2011.
2009 Elect, Sewer & Water Infra	54,000	228,104	(174,104)	0	0%	McBride park and Kits Rink and various small projects	Budget to be increased by \$150K for David Lam Park electrical upgrade
2010 Electrical, Water and Sewer Infrastructure	204,000	0	204,000	0	0%		Sewage lift station (Sunset, Spanish Bank West) with packaged duplex units
ISF - Stanley Pk Sewer Pump Station Upgrade	1,019,000	205,397	813,603	0	0%	Design and planning	Construction
ISF - Seawall / Brock Pt Lighthouse Rehab	4,075,000	2,576,455	1,498,545	600,000	15%	Design and planning	Construction
ISF - Park Lighting Infrastructure / Fieldhouses	2,128,000	2,694,137	(566,137)	0	0%	Design and planning done	Construction to be done by Jan 2011.
2009 Neighbourhood Matching Fund	52,000	42,529	9,471	0	0%	Community shared projects including City Hall orchard, Kingsway community planters and South Hill banners	Various shared community projects

## Appendix 2: Open Capital Programs/Projects (as of September 2010)

Parks & Recreation - Open Capital (as of September 2010)							
Program / Project	Budget	Actual	Balance	Projected Surplus (Deficit)		Completed	To Be Completed
2009 Planning and Research	135,000	22,532	112,468		0%		Park Board strategic plan; Stanley Park Ecology Society (SPES) plan
2009 Riley Pk Aquatic Ctr Renewal	3,129,000	3,123,927	5,073	5,073	0%	Provided additional funding for Hillcrest Aquatic Centre	
Riley Park CC (Hillcrest Conversion)	12,607,000	10,199,191	2,407,809	0	0%	Design and planning	Construction (post-Olympic conversion)
ISF - VanDusen Garden Visitor Centre	19,765,000	9,518,081	10,246,919	(2,474,000)	(13%)	Foundations at 85%; Structure 20%; Services 30%; Site work 10%	Structure, interior partitions, finishes, glazing green roof, landscaping
2009 Nat Bailey Improvements	2,086,000	1,009,048	1,076,952	0	0%	Infrastructure improvements including electrical, washrooms, painting and a general "facelift"; new power supply and field lighting	Staff are currently working with the Vancouver Canadians to identify the next phase -- the current discussion is about infrastructure upgrades to the roof, life safety equipment, and seismic upgrades.
2009 Trout Lake CC	21,711,000	2,552,584	19,158,416	0	0%	Design	Construction
ISF - Malkin Bowl Perf Centre Upgrade	608,000	83,548	524,452	(250,000)	(41%)	Design and planning	Construction NOTE: Projected deficit to be covered by donation from Theatre Under The Stars (\$140K) and reallocations within existing Park capital projects.
2010 Community Centre Renewal Design	204,000	0	204,000		0%		For community centre renewal long term strategic plans - 3 feasibility studies
2009 Facility Studies	53,000	20,945	32,055	0	0%	Killarney Senior centre study	Facility studies in preparation of the 2012-2014 Capital Plan. Studies include Dr. Sun Yat Sen garden, Kensington Hall, indoor tennis and pool study. Funding to be spent between both the 2009 & 2010 accounts
2010 Facility Studies	132,000	0	132,000		0%	Stamps Place consultant work	Facility studies in preparation of the 2012-2014 Capital Plan. Studies include Dr. Sun Yat Sen garden, Kensington Hall, Indoor Tennis and pool study. Monies to be spent between both the 2009 & 2010 accounts
2010 Facility Upgrades with External Funding	20,000	0	20,000	0	0%		Final overhead costs to allocate
False Creek CC Office Study (Assn Funded)	174,000	186,001	(12,001)		0%	Planning and design	Office renovation (100% Association funded)
ISF - Roundhouse Turntable Plaza Rehab	1,825,000	223,986	1,601,014		0%	Planning and design	Construction
ISF - Stanley Park Pavilion & Fieldhouse	509,000	9,842	499,158	110,000	22%	Planning and design	Construction
2010 Rinks - Major Mtce	204,000	0	204,000	0	0%		Sunset Rink repowering
2009 Roof Replacements - Capital	514,371	205,346	309,025		0%	Dunbar CC and Barclay Manor	Seasons restaurant roof: major repair to the West End Community Centre
2009 Floor Replacements - Non-Capital	104,000	57,360	46,640		0%	Funding for various small projects including Killarney CC, Kits CC change room, Kerrisdale pool, False Creek CC and Dunbar CC	False Creek CC, Dunbar CC and Roundhouse
2010 Abatement of Hazardous Materials	153,000	0	153,000	0	0%		Riley CC asbestos removal
2009 Computer Systems	42,000	1,921	40,079	0	0%		Digitized infrastructure drawings; recreation and Tee Time hardware/software upgrades and replacements
2009 Street Tree Plantings	261,000	87,981	173,019		0%	Approximately 200 trees	Approximately 500 trees
2010 Street Tree Plantings	357,000	0	357,000		0%		Approximately 1,000 trees
<b>Total 2009-2011</b>	<b>93,422,371</b>	<b>46,129,168</b>	<b>47,293,203</b>	<b>(2,608,927)</b>	<b>(3%)</b>		
<b>Total Parks &amp; Recreation</b>	<b>173,964,648</b>	<b>114,111,504</b>	<b>59,853,144</b>	<b>(2,338,927)</b>	<b>(1%)</b>		

Appendix 2: Open Capital Programs/Projects (as of September 2010)

Community Services

Community Services - Open Capital (as of September 2010)					
Program / Project	Budget	Actual	Balance	Projected Surplus (Deficit)	
Affordable Housing	18,455,202	285,852	18,169,350	0	0%
Capital Grants	412,987	98,882	314,105	0	0%
Child Care	5,860,128	157,754	5,702,374	0	0%
City-Owned Social & Cultural Facilities	9,937,267	851,844	9,085,423	0	0%
Civic Theatres / Cultural Precinct	66,419,640	63,975,550	2,444,090	0	0%
Downtown Eastside Revitalization	6,815,206	1,132,743	5,682,463	0	0%
Facade Rehabilitation Grants	1,400,000	162	1,399,838	0	0%
Public Art	3,045,300	1,363,905	1,681,395	0	0%
Non-Market Housing Repairs/Upgrades	382,345	93,077	289,268	0	0%
Special Projects	758,000	232,054	525,946	0	0%
<b>Total Community Services</b>	<b>113,486,075</b>	<b>68,191,823</b>	<b>45,294,252</b>	<b>0</b>	<b>0%</b>

As of September 2010, Community Services has spent \$68.2 million on outstanding projects with a total budget of \$113.5 million. The balance remaining to be spent is \$45.3 million with no projected surplus or deficit.

The major expenditure in the Community Services capital program is on the Cultural Precinct (\$63.7 million) which includes the redevelopment of the Queen Elizabeth Theatre and the restoration of the Orpheum Theatres. These projects are expected to be on budget.

The largest unspent balance is in Affordable Housing, with \$18.2 million in projects to complete. There are several projects underway including the acquisition of land for affordable non-market housing sites and a capital grant towards the renovation of a social housing building.

A detailed list of projects, including major milestones completed and to be completed, follows.

## Appendix 2: Open Capital Programs/Projects (as of September 2010)

Community Services - Affordable Housing Open Capital (as of September 2010)							
Program / Project	Budget	Actual	Balance	Projected Surplus (Deficit)	Completed	To Be Completed	
<b>2006-2008</b>							
14 City-Owned Supportive Housing Sites 12 AFH Sites-Rezone/Remed Costs	95,000	0	95,000	0	0%	DE or rezoning approvals almost all in place for all projects. Council approved MOU in December 2007 with BC Housing to develop 12 City-owned sites as supportive or social housing. 6 of the 14 sites are under construction. Province of BC has now confirmed	Finalizing legal agreements, leases, site preparation and construction for the 14 sites.
Envir Assess/Soil Remed-12 AFH Sites	280,000	0	280,000	0	0%	DE or rezoning approvals almost all in place for all projects. Council approved MOU in December 2007 with BC Housing to develop 12 City-owned sites as supportive or social housing. 6 of the 14 sites are under construction. Province of BC has now confirmed	Finalizing legal agreements, leases, site preparation and construction for the 14 sites.
Reciprocal Constr Easements	300,000	23,060	276,940	0	0%	DE or rezoning approvals almost all in place for all projects. Council approved MOU in December 2007 with BC Housing to develop 12 City-owned sites as supportive or social housing. 6 of the 14 sites are under construction. Province of BC has now confirmed	Finalizing legal agreements, leases, site preparation and construction for the 14 sites.
Purchase of 1050 Expo Blvd (Housing)	2,670,202	0	2,670,202	0	0%		Exercise option to purchase site, finalize legal agreements, leases, site preparation and construction.
Other Affordable Housing Projects Rental Housing Strategy - Consulting	300,000	262,792	37,208	0	0%	Phase I is complete with seven specialized consulting studies on aspects of rental housing.	Phase II is complete with the completion of a report synthesizing the seven studies from Phase I. The results will be reported to Council in November 2010 as part of a larger housing and homelessness strategy.
<b>Total 2006-2008</b>	<b>3,645,202</b>	<b>285,852</b>	<b>3,359,350</b>	<b>0</b>	<b>0%</b>		
<b>2009-2011</b>							
AHF Grant to Coast Fdn Soc (618 Comm'l)	150,000	0	150,000	0	0%	Council has approved the grant and a Housing Agreement has been drafted.	Housing Agreement needs to be signed and enacted, and the cheque will be issued.
AHF Grant to Mental Health Commission	500,000	0	500,000	0	0%	The Bosman Residence opened in June 2010 and now houses 100 homeless individuals with significant mental health and addictions issues.	Issue the cheque.
AHF Grant to Circle of Eagles Lodge Soc	160,000	0	160,000	0	0%	Council has approved the grant and a Housing Agreement has been drafted.	Housing Agreement needs to be signed and enacted, and the cheque will be issued.
Grant to Mau Dan Hsg Co-op (NonCP)	6,000,000	0	6,000,000	0	0%	Council has approved up to \$6 million towards the renovation. Design specification and planning work has been tendered.	Design and planning work needs to be completed and construction will follow.

Appendix 2: Open Capital Programs/Projects (as of September 2010)

Community Services - Affordable Housing Open Capital (as of September 2010)							
Program / Project	Budget	Actual	Balance	Projected Surplus (Deficit)		Completed	To Be Completed
Supp Non-Mkt Hsg Site Acq 2009-11 (L1b)	7,000,000	0	7,000,000	0	0%		Real Estate Services and Social Development staff seek appropriate land acquisition opportunities on an ongoing basis.
Supportive Non-Market Housing 2010	1,000,000	0	1,000,000	0	0%		Real Estate Services and Social Development staff seek appropriate land acquisition opportunities on an ongoing basis.
<b>Total 2009-2011</b>	<b>14,810,000</b>	<b>0</b>	<b>14,810,000</b>	<b>0</b>	<b>0%</b>		
<b>Total Affordable Housing</b>	<b>18,455,202</b>	<b>285,852</b>	<b>18,169,350</b>	<b>0</b>	<b>0%</b>		

## Appendix 2: Open Capital Programs/Projects (as of September 2010)

Community Services - Capital Grants Open Capital (as of September 2010)							
Program / Project	Budget	Actual	Balance	Projected Surplus (Deficit)		Completed	To Be Completed
<b>2003-2005</b>							
Kiawassa- Harbourview Daycare 2003	17,300	0	17,300	0	0%		Release of grant payment/instalments (MOU with Park Board, CoV and Kiawassa Neighbourhood House, confirmation of final funding partner)
Crisis Intervention & Suicide Ctr	18,534	9,267	9,267	0	0%	Phase 1 of fundraising	Release of second payment following the end of construction. Payment will likely be made in January 2011.
Spare Time Childcare Society	26,730	13,365	13,365	0	0%	All construction. Final instalment is being sought.	Release of final grant payment.
<b>Total 2003-2005</b>	<b>62,564</b>	<b>22,632</b>	<b>39,932</b>	<b>0</b>	<b>0%</b>		
<b>2006-2008</b>							
Playwrights Theatre Centre	5,543	0	5,543	0	0%		Release of grant payment (Proposed project increases accessibility to the space, increases earned revenues, and creates operational flexibility.)
Sunset Childcare Society	5,000	2,500	2,500	0	0%	First grant instalment released	Release of final grant instalment (Society is currently fundraising for phase two of the outdoor play structure, which required improvements to comply with provincial licensing requirements.)
grunt gallery (Visible Arts Society)	20,000	0	20,000	0	0%		Release of grant
MOSAIC (Feasibility Study)	22,000	11,000	11,000	0	0%	First grant instalment released	Second phase of the feasibility study. Release of final grant instalment.
Lu'ma Native Housing Society	70,000	35,000	35,000	0	0%	First grant instalment released	Must obtain Occupancy Permit and submit invoices of eligible expenses in order for second grant instalment to be released.
<b>Total 2006-2008</b>	<b>122,543</b>	<b>48,500</b>	<b>74,043</b>	<b>0</b>	<b>0%</b>		
<b>2009-2011</b>							
Immigrant Services Society	14,500	7,250	7,250	0	0%	All funding is in place; first grant instalment released	Once construction is complete, second grant instalment will be released
Kettle Friendship Society	41,000	20,500	20,500	0	0%	First grant instalment released	Release of final grant instalment
Learning Disabilities Assoc	10,000	0	10,000	0	0%	Initial fundraising.	Construction. Release of grant.
Little Mtn NBH (Child Dev Ctr)	838	0	838	0	0%	Construction complete	Release of grant
Little Mtn NBH (Out of School Care)	2,576	0	2,576	0	0%		Release of grant
Capital Grants 2010	158,966	0	158,966	0	0%		Release of grants
<b>Total 2009-2011 open projects</b>	<b>227,880</b>	<b>27,750</b>	<b>200,130</b>	<b>0</b>	<b>0%</b>		
<b>Total Capital Grants</b>	<b>412,987</b>	<b>98,882</b>	<b>314,105</b>	<b>0</b>	<b>0%</b>		

## Appendix 2: Open Capital Programs/Projects (as of September 2010)

Community Services - Child Care Open Capital (as of September 2010)							
Program / Project	Budget	Actual	Balance	Projected Surplus (Deficit)	Completed	To Be Completed	
<b>2006-2008</b>							
1451 Homer St Childcare Outfitting (Developer funded pay-in-lieu)	207,816	0	207,816	0	0%	Facility is completed, City has taken possession, lease negotiations with operator underway	Funds will be released once Lease with operator is signed
Kitsilano Montessori Daycare	520,000	0	520,000	0	0%	Preliminary design, rezoning application	Report to Council on rezoning including appointment of operator, Development Permit, Building Permit, Occupancy
Downtown South Childcare 2008	150,000	0	150,000	0	0%	Conceptual plan and costings A consortium of partners including VSOCC, VBE, Roundhouse Community Centre, YMCA, VPL, 3 Bridges Health Centre are preparing to undertake a capital fundraising campaign in 2010. Project will take 3-5 years to be completed.	Confirmation that funding has been secured in 2010. (A consortium of partners including VSOCC, VBE, Roundhouse Community Centre, YMCA, VPL, 3 Bridges Health Centre are preparing to undertake a capital fundraising campaign in 2010.) Project will take 3-5 years to be completed.
CityGate II Child Care (2005, 2006, 2010)	1,084,599	0	1,084,599	0	0%	Operator appointed by Council	Design completion, tender, tenant improvements
Woodward's Child Care (2006, 2008)	3,200,000	157,754	3,042,246	0	0%	Design, tendering	Construction of Tenant Improvements
<b>Total 2006-2008</b>	<b>5,162,415</b>	<b>157,754</b>	<b>5,004,661</b>	<b>0</b>	<b>0%</b>		
<b>2009-2011</b>							
Harbourview Daycare Facility	647,713	0	647,713	0	0%	Redesign	Permitting, tendering, construction
Family Child Care	28,000	0	28,000	0	0%		
Strathcona Elementary Child Care Reno's	22,000	0	22,000	0	0%	Design	Construction of Tenant Improvements
<b>Total 2009-2011</b>	<b>697,713</b>	<b>0</b>	<b>697,713</b>	<b>0</b>	<b>0%</b>		
<b>Total Child Care</b>	<b>5,860,128</b>	<b>157,754</b>	<b>5,702,374</b>	<b>0</b>	<b>0%</b>		

## Appendix 2: Open Capital Programs/Projects (as of September 2010)

Community Services - Social & Cultural Facilities Open Capital (as of September 2010)							
Program / Project	Budget	Actual	Balance	Projected Surplus (Deficit)		Completed	To Be Completed
<b>2003-2005</b>							
Capital Grant- Redevelop Little Mtn NBH	3,145,344	520,344	2,625,000	0	0%	Rezoning Policy phase initiated	
<b>Total 2003-2005</b>	<b>3,145,344</b>	<b>520,344</b>	<b>2,625,000</b>	<b>0</b>	<b>0%</b>		
<b>2006-2008</b>							
Vanier Park Cultural Ctr Imp't (cfwd from 2002)	50,000	0	50,000	0	0%		Improvements to the grounds around the Vanier Park cultural institutions as described in RTS 3265.
Signage to Vanier Park (cfwd from 2002)	50,000	0	50,000	0	0%		Directional and wayfinding signage to the cultural institutions and festivals in Vanier Park as described in RTS 3265.
Hodson Manor (cfwd from 2002)	20,000	0	20,000	0	0%		Replacement of single glazed windows as outlined in RTS 3265.
Olympic Legacy /Cultural Reinvestment	962,190	0	962,190	0	0%	scope of work and cost assessments complete	letting of contracts and implementation of work
<b>Total 2006-2008</b>	<b>1,082,190</b>	<b>0</b>	<b>1,082,190</b>	<b>0</b>	<b>0%</b>		
<b>2009-2011</b>							
Cultural Infrastructure Pgm 2009 Unallocated	855,727	66,250	789,477	0	0%		York Theatre restoration/development
Grant - Arts Club of Vancouver Theatre Society	140,000	0	140,000	0	0%	Phase I of this renovation is complete.	Replacement of seating, relocation of box office and front entrance, and new marquee as per RTS 08531.
Grant - Bill Reid Foundation	136,000	0	136,000	0	0%		Upgrade HVAC to Class A standards as per RTS 08531.
Grant - Children's Arts Umbrella Association	21,000	0	21,000	0	0%	Functional program review complete.	Feasibility study to assess facility development options.
Grant - Firehall Theatre Society	25,000	0	25,000	0	0%		Needs assessment; MOU between partners; feasibility study to explore benefits of undertaking capital renovation project as a partnership between two partners (Firehall Theatre and Vancouver Police Museum).
Grant - Gallery Gachet Society	3,000	0	3,000	0	0%		Feasibility study to assess sustainable multi-tenant space opportunities.
Grant - HR MacMillan Space Centre	20,000	0	20,000	0	0%		Feasibility study to develop Facility Master Plan to assess capacity for undertaking an exhibit, theatre, and planetarium revitalization project.
Grant - Mascal Dance Company	3,000	0	3,000	0	0%		Renovation to create an enclosed storage space.
Grant - Safe Amplification Site Society	2,500	1,250	1,250	0	0%		Feasibility study for creation of sustainable all-ages venue for music and art.
Grant - Science World (ASCS)	5,500	0	5,500	0	0%		Renovation of the Centre Stage.
Grant - Vancouver Co-operative Radio	10,000	0	10,000	0	0%		Feasibility study to determine key priorities and criteria for a new location.
Grant - Vancouver East Cultural Centre	8,000	4,000	4,000	0	0%	Needs assessment of users complete and revised detailed budget with terms of reference submitted.	Feasibility study for strategic planning and preparation of a business model.



## Appendix 2: Open Capital Programs/Projects (as of September 2010)

Community Services - Social & Cultural Facilities Open Capital (as of September 2010)							
Program / Project	Budget	Actual	Balance	Projected Surplus (Deficit)		Completed	To Be Completed
Grant - Vancouver TheatreSports League	65,000	0	65,000	0	0%	Phase I of this renovation is complete.	Phase II construction includes work on bar area, audience chamber, stage area, handicapped washroom and existing mezzanine.
2010 Social Facilities Priorities Plan	35,000	0	35,000		0%	Initial staff planning	Hiring of consultant
Cultural Infrastructure Prgm 2010	1,478,388	0	1,478,388	0	0%		\$1,000,000 in Cultural Infrastructure Grants to be awarded in December 2010; York Theatre contribution and staffing costs for year
Naming Rights Consultation 2010 (funded from 2010 closeout)	31,962	0	31,962	0	0%		Predictability of these funds is difficult: funds are intended to be used to respond to naming requests requiring public consultation as per naming rights policy.
NBH Renewal (Capital) 2009 - Marpole Place	200,000	10,000	190,000	0	0%	initial building assessment	Full assessment, design, tender, construction
Neighbourhood House Renewal 2010	1,969,656	0	1,969,656	0	0%	Rezoning application submitted, under review	Design development, tender, construction
Kitsilano NBH Renewal	200,000	0	200,000	0	0%	Rezoning application submitted, under review	Design development, tender, construction
Multicultural Helping House	500,000	250,000	250,000	0	0%	under construction	completion, deficiency review, Occupancy Permit
<b>Total 2009-2011</b>	<b>5,709,733</b>	<b>331,500</b>	<b>5,378,233</b>	<b>0</b>	<b>0%</b>		
<b>Total Social &amp; Cultural Facilities</b>	<b>9,937,267</b>	<b>851,844</b>	<b>9,085,423</b>	<b>0</b>	<b>0%</b>		

## Appendix 2: Open Capital Programs/Projects (as of September 2010)

Community Services - Civic Theatres / Cultural Precinct Open Capital (as of September 2010)							
Program / Project	Budget	Actual	Balance	Projected Surplus (Deficit)		Completed	To Be Completed
<b>2006-2008</b>							
Queen Elizabeth Theatre Redevelopment	59,011,294	57,676,465	1,334,829	0	0%		Deficiencies and hold-backs. There is also a correction underway to the upgraded QET HVAC system. <b>NOTE:</b> Any surplus/deficit on final closeout will roll up to the Cultural Precinct budget for reconciliation with the other parts of the "mega-project" and to reduce amounts borrowed for financing.
Orpheum Restoration	6,010,800	5,985,699	25,101	0	0%		Final hold-backs not yet released. <b>NOTE:</b> Any surplus/deficit on final closeout will roll up to the Cultural Precinct budget for reconciliation with the other parts of the "mega-project" and to reduce amounts borrowed for financing.
Grants: Aboriginal Art Gallery Concept	250,000	70,000	180,000	0	0%	Multiple studies completed	More feasibility studies and possibly public engagement required due to shifting priorities about future development of Cultural Precinct.
Grants: Vancouver Art Gallery Assn	466,000	162,000	304,000	0	0%	Multiple studies completed	More feasibility studies and possibly public engagement required due to shifting priorities about future development of Cultural Precinct.
Cultural Precinct Development Consulting	598,500	81,386	517,114	0	0%	Multiple studies completed	More feasibility studies and possibly public engagement required due to shifting priorities about future development of Cultural Precinct.
<b>Total 2006-2008</b>	<b>66,336,594</b>	<b>63,975,550</b>	<b>2,361,044</b>	<b>0</b>	<b>0%</b>		
<b>2009-2011</b>							
Theatre Equip & Furnishings	83,046	0	83,046	0	0%	Cultural Amenity construction is in final phase.	Equipment installation will begin in October and continue to January++. Occupancy is expected by the end of November. Operational start-up will be in January.
<b>Total 2009-2011</b>	<b>83,046</b>	<b>0</b>	<b>83,046</b>	<b>0</b>	<b>0%</b>		
<b>Total Civic Theatres/Cultural Precinct</b>	<b>66,419,640</b>	<b>63,975,550</b>	<b>2,444,090</b>	<b>0</b>	<b>0%</b>		

Appendix 2: Open Capital Programs/Projects (as of September 2010)

Community Services - Downtown Eastside Revitalization Open Capital (as of September 2010)							
Program / Project	Budget	Actual	Balance	Projected Surplus (Deficit)		Completed	To Be Completed
<b>2006-2008</b>							
Hastings St Renaissance	950,000	0	950,000	0	0%	Hastings Street Renaissance program approved by Council in Nov. 2009 and now being implemented. Community meetings held to discuss issues related to conditions in Blood Alley Square. Staff reviewed preliminary options for rehabilitation of Stanley New Fountain hotel, and coordination of this work with proposed improvements to Blood Alley Square and Trounce Alley.	Complete review of options, internal review, public consultation, and project development; Leveraging of additional funds from other departments and external partners. Report to Council anticipated in late 2010 or early 2011.
Chinatown Bldgs Planning Grant Program Chinatown Society Bldg Planning Grants - Phase I	500,000	300,000	200,000	0	0%	Council approved grants for five Chinatown societies in 2008 to prepare rehabilitation plans for their heritage buildings. One society has completed their project, while the four others are reviewing options with their consultant team.	Four societies are to submit final rehabilitation plans and supporting documentation. The societies have three years to complete the work, however staff anticipate that three of the four remaining will complete their studies by the end of 2010.
Community Social & Econ Dev Projects	627,665	0	627,665	0	0%	Council approved grants for three "green" community-based projects in April 2010 from this envelope funding, which are now being implemented.	Additional green projects supporting social and economic development are being developed with community partners and will be reported to Council for grant approval using the balance of this envelope funding.
Chinatown Public Realm Improvement	245,906	0	245,906	0	0%	Several projects have been funded from this envelope funding to date and are being implemented, including the Yue-Shan courtyard and historic Market Alley commemoration. Staff have begun the Chinatown Economic Revitalization Plan process to identify further actions.	The Chinatown Economic Revitalization Plan, to be reported on in early 2011, will inform priority projects for this envelope funding. These projects will support public realm improvements in Chinatown and will be brought forward for Council approval and implementation in 2011. Possible projects include a neon lighting program and a second phase of the Chinatown Active Storefronts program.
Gastown Public Realm Improvement	170,000	0	170,000	0	0%	Consultant report (Statement of Significance) on historic character-defining elements of Blood Alley Square and Trounce Alley has been received. Staff have held first design workshop to review rehabilitation options.	Staff will develop design options, consult with the community, and bring recommendations to Council in late 2010 or early 2011. Once approved, construction will begin pending availability of Engineering crews and coordination with possible rehabilitation of the Stanley New Fountain hotel.
Strathcona/Oppenhimer Revitalization	260,720	0	260,720	0	0%	Several projects have been approved by Council and are now being implemented with community partners, focusing on Japantown revitalization, such as the Vancouver Japanese Language School and Japanese Hall renovation project, and the Powell St. Open Door project. Additional projects ideas to support Japantown revitalization have been identified.	Specific projects to be developed with community partners and other departments (i.e. Asahi baseball commemorative art project), and will be reported to Council for approval using the balance of this funding.
Blooming Blvd - 300 Alexander	51,000	0	51,000	0	0%	Community consultation; design of community garden; development of management plan.	Ongoing community engagement; construction and installation; identification and agreement with community stewardship group for ongoing management.

## Appendix 2: Open Capital Programs/Projects (as of September 2010)

Community Services - Downtown Eastside Revitalization Open Capital (as of September 2010)							
Program / Project	Budget	Actual	Balance	Projected Surplus (Deficit)	Completed	To Be Completed	
Historic Mkt Alley Commemorative Project	20,000	0	20,000	0	0%	Council approved grant in late 2009. Discussions with community partners regarding implementation details have begun.	Implementation of project.
Grant-Vcr Japanese Language School Reno	100,000	0	100,000	0	0%	Design drawings complete; development permit application submitted.	Development permit approval; construction.
Grant - Powell St Open Door Project	40,000	10,000	30,000	0	0%	Phase I of project (Open Doors event) held concurrently with the 2010 Powell Street Festival.	Phase II of project (final Open Doors event and commemorative feature) will be held concurrently with the 2011 Powell Street Festival.
Grant - Community History Map Project	10,000	4,000	6,000	0	0%	Identification of Japantown/Oppenheimer community partners to develop two maps on the themes of "Children & Families" and "Labour History".	Maps will be prepared and completed by community partners.
SOLEfood Project	50,000	37,500	12,500	0	0%	Review of expansion site options complete. Development permit application submitted.	Development permit approval; secure lease; construction.
Grant - LoCo (Green Kitchens Study)	25,000	18,750	6,250	0	0%	Research study underway.	Submission of final report.
Grant - Strathcona BIA Green Zone Impl	40,000	30,000	10,000	0	0%	Community partner hired employee to implement; first community workshop held; call for bike rack art submissions made.	Second workshop to be held; review art submissions and select; community consultation; order and install bike racks; submit final report.
<b>Total 2006-2008</b>	<b>3,090,291</b>	<b>400,250</b>	<b>2,690,041</b>	<b>0</b>	<b>0%</b>		
<b>2009-2011</b>							
DTES Unallocated from Closeouts 2010	8,915	0	8,915	0	0%	Several community project have been identified.	Projects to be developed and will be reported on to Council in 2011 using these unallocated funds to supplement other envelope funding.
Tenant Improvements WW Dev (Non-Profit)	2,000,000	682,493	1,317,507	0	0%	Tender close for office tenant improvements at Levels 2, 3 and 4 was July 20, 2010. Bid Committee approved the project on Aug 6 2010. Project is under construction and occupancy of office floors will be week of Oct. 25 2010.	Tender for ground floor cafe and basement TV studio will open on Oct 11 2010. Occupancy will be Feb 2011.
Hastings St Renaissance Phase 2	350,000	0	350,000	0	0%	Four grants have been awarded and projects have begun.	Completion of the four projects awarded in 2010; two additional projects will be developed and completed in 2011.
Chinatown Heritage Bldgs Rehab - Unallocated	700,000	0	700,000	0	0%	Discussions are being held with other departments and societies regarding the next phase of the Society Building Rehabilitation Strategy. In addition, staff are working on the Chinatown Economic Revitalization Plan to identify priority actions.	After public consultation concludes, staff will develop programs and projects to take to Council for approval.
Chinatown Society Bldg Planning Grants - Phase II	100,000	50,000	50,000	0	0%	Council approved this grant to a Chinatown society to prepare a rehabilitation plan for their heritage building. They are currently reviewing options with their consultant team.	The society is to submit their final rehabilitation plan and supporting documentation. They have three years to complete the work, however staff anticipate the project will be complete by the end of 2011.
Chinatown Active Storefront Program	350,000	0	350,000	0	0%	One grant has been awarded and the project has begun. Two additional projects are in development.	Completion of three projects awarded in 2010; three additional project will be developed and completed in 2011.

Appendix 2: Open Capital Programs/Projects (as of September 2010)

Community Services - Downtown Eastside Revitalization Open Capital (as of September 2010)							
Program / Project	Budget	Actual	Balance	Projected Surplus (Deficit)		Completed	To Be Completed
United We Can Recycling Relocation	200,000	0	200,000	0	0%	UWC has submitted a rezoning enquiry to explore redeveloping at their current Hastings Street location with a partner housing organization.	Review of rezoning enquiry. If proposal is supportable, a rezoning application is to be submitted and relocation plan developed to move UWC to a temporary location.
Signage - 390 Main St	16,000	0	16,000	0	0%	Consultation with user groups; detailed design drawings.	Sign permit application and approval; sign construction and installation.
<b>Total 2009-2011 open projects</b>	<b>3,724,915</b>	<b>732,493</b>	<b>2,992,422</b>	<b>0</b>	<b>0%</b>		
<b>Total Downtown Eastside Revitalization</b>	<b>6,815,206</b>	<b>1,132,743</b>	<b>5,682,463</b>	<b>0</b>	<b>0%</b>		

## Appendix 2: Open Capital Programs/Projects (as of September 2010)

Community Services - Facade Rehabilitation Grants Open Capital (as of September 2010)							
Program / Project	Budget	Actual	Balance	Projected Surplus (Deficit)		Completed	To Be Completed
<b>2003-2005</b>							
1 West Hastings - Facade Grant	100,000	0	100,000	0	0%	Development and building permits	Construction
51 East Pender - Facade Grant	50,000	0	50,000	0	0%	Construction	Report and invoice documentation; release of grant payment
40 Powell - Facade Grant	50,000	0	50,000	0	0%	Development and building permits	Construction; report and invoice documentation; release of grant payment
101 W Hastings Facade Grant	100,000	104	99,896	0	0%	Construction	Report and invoice documentation; release of grant payment
<b>Total 2003-2005</b>	<b>300,000</b>	<b>104</b>	<b>299,896</b>	<b>0</b>	<b>0%</b>		
<b>2006-2008</b>							
Facade Grant - 71 E Hastings St	50,000	0	50,000	0	0%	Development and building permits	Construction; report and invoice documentation; release of grant payment
Facade Grant - 265 Carrall St	100,000	0	100,000	0	0%	Development and building permits	Construction; report and invoice documentation; release of grant payment
Facade Grant - 157 Water St	50,000	0	50,000	0	0%	Construction	Report and invoice documentation; release of grant payment
Facade Grant - 133 Keefer St	50,000	0	50,000	0	0%	Construction	Report and invoice documentation; release of grant payment
Facade Grant - 18 W Hastings St	50,000	0	50,000	0	0%	Construction	Report and invoice documentation; release of grant payment
Facade Grant - 134 Abbott St	100,000	0	100,000	0	0%	Development and building permits	Construction; report and invoice documentation; release of grant payment
Facade Grant - 228 Abbott St	50,000	0	50,000	0	0%	Development and building permits	Construction; report and invoice documentation; release of grant payment
Facade Grant - 488 Carrall St	50,000	58	49,942	0	0%	Development and building permits	Construction; report and invoice documentation; release of grant payment
Facade Grants - 208 E Georgia St	100,000	0	100,000	0	0%	Construction	Report and invoice documentation; release of grant payment
<b>Total 2006-2008</b>	<b>600,000</b>	<b>58</b>	<b>599,942</b>	<b>0</b>	<b>0%</b>		
<b>2009-2011</b>							
Heritage Facade Rehab (O1c)	400,000	0	400,000	0	0%	Enquiries for proposals to utilize facade grant funding	applications
Pantages Theatre Facade Rehabilitation	50,000	0	50,000	0	0%	documentation work completed	Report and invoice documentation; release of grant payment
Facade Grant - 100 W. Pender	50,000		50,000	0	0%	Construction	Report and invoice documentation; release of grant payment
<b>Total 2009-2011</b>	<b>500,000</b>	<b>0</b>	<b>500,000</b>	<b>0</b>	<b>0%</b>		
<b>Total Facade Rehabilitation Grants</b>	<b>1,400,000</b>	<b>162</b>	<b>1,399,838</b>	<b>0</b>	<b>0%</b>		

## Appendix 2: Open Capital Programs/Projects (as of September 2010)

Community Services - Public Art Open Capital (as of September 2010)							
Program / Project	Budget	Actual	Balance	Projected Surplus (Deficit)		Completed	To Be Completed
<b>2006-2008</b>							
Public Art Partnership Projects	1,700,000	1,033,593	666,407	0	0%	Adjudication, design, fabrication & installation (Ice Light by Gunda Forster, Garde-temps by Tania Ruiz Gutierrez, and Boulevard by Adrian Gollner & Pierre Poussin)	Final payments, transfer for Olympic Projects
Carrall Greenway Artwork 2006	120,000	14,305	105,695	0	0%	"Intersections" project	Staff currently considering several projects, one of which will be funded.
Civic Public Art c/fwd from pre-2006	43,554	36,589	6,965	0	0%	Planning, design, fabrication & installation	Final payouts & documentation
Community Pub Art Holdbacks pre-2006	40,963	37,620	3,343	0	0%	Planning, design, fabrication & installation	Final payouts & documentation
Olympic & Paralympic Public Art Plan	200,000	183,510	16,490	0	0%	Planning, design, fabrication & installation	Final payouts & documentation
Main St Showcase Public Art	100,000	(71,096)	171,096	0	0%	1st project - Instant Coffee - Bright Future & artist selection for next phases	2nd & 3rd projects
Mungo Martin Totem Pole Restoration	50,000	8,832	41,168	0	0%	Emergency removal of top and estimates	Planning & implementation of partnerships
<b>Total 2006-2008 open projects</b>	<b>2,254,517</b>	<b>1,243,353</b>	<b>1,011,164</b>	<b>0</b>	<b>0%</b>		
<b>2009-2011</b>							
Artist Initiatives Program	200,000	0	200,000	0	0%	Artist call completed; adjudication complete with eight shortlisted artists for Changing Times and seven artists for Platforms 2010	Request for Ideas, planning & implementation
Public Art Program Management	70,715	60,116	10,599	0	0%		Ongoing
Bike Tree	15,000	0	15,000	0	0%	Design, fabrication & installation	Final payouts & documentation
Beatty Street Mural	30,000	30,000	0	0	0%	Artist under contract, painting almost complete	Final payouts & documentation
2009 Civic Public Art Prog - Unallocated	100,000	0	100,000	0	0%		Next round of allocations will allocate monies to projects.
Clark Knight Corridor Pub Art (c/f 2005)	350,000	0	350,000	0	0%	Planning & consultation well underway	Final plan, adjudication, fabrication & installation
Library Square Public Art Program	25,068	30,436	(5,368)	0	0%	Michael Turner's Banners, adjudication for new banners	Artist contract, design, fabrication, installation
<b>Total 2009-2011 open projects</b>	<b>790,783</b>	<b>120,552</b>	<b>670,231</b>	<b>0</b>	<b>0%</b>		
<b>Total Public Art</b>	<b>3,045,300</b>	<b>1,363,905</b>	<b>1,681,395</b>	<b>0</b>	<b>0%</b>		

## Appendix 2: Open Capital Programs/Projects (as of September 2010)

Community Services - Non-Market Housing Open Capital (as of September 2010)							
Program / Project	Budget	Actual	Balance	Projected Surplus (Deficit)		Completed	To Be Completed
<b>2006-2008</b>							
Gresham & Old Continental Upgrades 2008	30,000	20,044	9,956	0	0%	\$14,641 was spent for upgrading wall, window and painting at Old Continental; \$5,403 was used for furniture replacements at Old Continental	The amount would be used to upgrade flooring, wall to remediate hazardous materials at Old Continental
Old Continental Wall Repair	23,345	7,522	15,823	0	0%	\$7,522 was spent for upgrading wall, window and painting at Old Continental	The amount would be used to upgrade flooring, wall to remediate hazardous materials at Old Continental
<b>Total 2006-2008</b>	<b>53,345</b>	<b>27,567</b>	<b>25,778</b>	<b>0</b>	<b>0%</b>		
<b>2009-2011</b>							
Barclay Roof (Non-Mkt Hsg 2010 SuppCap)	329,000	65,510	263,490	0	0%	\$65,510 was used to replace roof at 1 (one) unit at Barclay Heritage Square.	The remaining amount would be used to cover roof replacement for 3 other units; management fee for the project; remediation/abatement/restoration of units as a result of leaks, and other repairs as needed.
<b>Total 2009-2011</b>	<b>329,000</b>	<b>65,510</b>	<b>263,490</b>	<b>0</b>	<b>0%</b>		
<b>Total Non-Market Housing</b>	<b>382,345</b>	<b>93,077</b>	<b>289,268</b>	<b>0</b>	<b>0%</b>		

Community Services - Special Projects Open Capital (as of September 2010)							
Program / Project	Budget	Actual	Balance	Projected Surplus (Deficit)		Completed	To Be Completed
<b>2003-2005</b>							
Community Garden - Broadway/Commercial	93,000	88,928	4,072	0	0%		Payment of final invoices
Broadway/Commercial Amenity Site Prep	115,000	97,831	17,169	0	0%	Site preparation for playground, reconturing and installation of plants. Installation of fence.	New water and electrical connections, benches installed. Final upgrade to landscaping November 2010.
Unallocated - Urban Native Youth Ctr	500,000	0	500,000	0	0%	Draft MOU circulated to funders and stakeholders	Signing of MOU, design development, permitting, construction.
<b>Total 2003-2005</b>	<b>708,000</b>	<b>186,759</b>	<b>521,241</b>	<b>0</b>	<b>0%</b>		
<b>2009-2011</b>							
CSG-Festival Sustainability 2009-11	50,000	45,295	4,705	0	0%	Initial planning	Some electrical installation in Vanier Park.
<b>Total 2009-2011</b>	<b>50,000</b>	<b>45,295</b>	<b>4,705</b>	<b>0</b>	<b>0%</b>		
<b>Total CSG Special Projects</b>	<b>758,000</b>	<b>232,054</b>	<b>525,946</b>	<b>0</b>	<b>0%</b>		



## Appendix 2: Open Capital Programs/Projects (as of September 2010)

### Civic Property Management

As of September 2010, Civic Property Management has spent \$61.3 million on a total budget of \$78.3 million. The projected variance as a whole is \$0.1 million.

Major projects include the #1 Kingsway project and tenant improvements at the Crossroads building (both are substantially complete, with final deficiencies to be cleared), Greenhouse Gas Reduction projects at several civic facilities, and several Federal Infrastructure Stimulus Fund projects.

A detailed list of projects, including major milestones completed and to be completed, follows.

## Appendix 2: Open Capital Programs/Projects (as of September 2010)

Civic Property Management - Open Capital (as of September 2010)							
Program / Project	Budget	Actual	Balance	Projected Surplus (Deficit)		Completed	To Be Completed
<b>2003-2005</b>							
#1 Kingsway Joint Use Facility	23,954,000	23,775,426	178,574	0	0%	Project is substantially complete	Deficiencies
<b>Total 2003-2005</b>	<b>23,954,000</b>	<b>23,775,426</b>	<b>178,574</b>	<b>0</b>	<b>0%</b>		
<b>2006-2008</b>							
Britannia CSC Dry-A-Tron	94,200	0	94,200	0	0%	Project is substantially complete	Payment of invoices for the completed work, once received from Vancouver School Board
Carnegie Security Fence - Lane	160,000	92,183	67,817	0	0%	Security Fence	Security Lighting
2008 Non-Profit Asset Mtce & Restoration	716,490	295,692	420,798	0	0%	Collingwood-Granville-Playhouse-Strathcona Daycare Envelope replacement	Marpole Senior Center
2007 F-Building Envelope Systems	108,000	68,970	39,030	0	0%	Museum exterior cleaning and Planetarium fountain repainting	Roof design for Firehalls #14 and #20.
2008 Roofing Upgrades	150,000	18,640	131,360	0	0%	Roof design for QET and VAG	Firehall #6 parapet and chimney reconstruction
City Hall Cycling Facility Improvements	360,000	332,228	27,772	0	0%	Various bike racks through Civic facilities	
City Hall North Lawn Improvement	557,000	471,293	85,707	0	0%	Project is substantially complete	Payment of final invoices
Cross Roads Tenant Improvements	7,165,000	7,268,115	(103,115)	30,000	0%	Project is substantially complete. Engineering department has moved in.	Door security issues; cost recoveries
GHG Reduction - Firehalls	540,000	429,034	110,966	0	0%	Control system, lighting, furnace, boiler retrofits at various Fire Halls	Apply for incentives from Terasen Gas for boiler replacement, to be completed by Apr 2012
Misc Energy Efficiency Projects	447,136	388,077	59,059	0	0%	Solar lighting pilot projects, controls upgrade, energy studies, lighting retrofits	Energy studies at smaller sites, e.g., field houses
Park Board Energy Performance Contract	8,635,000	8,724,601	(89,601)	(89,601)	(1%)	Boiler replacements, lighting upgrades, control system improvements, heat recovery unit installations, solar heating at 30 Park Board facilities	Savings verification for 3 years after substantial completion, as stipulated in the contract
Phase 3 Energy Performance Contract	5,126,000	5,596,757	(470,757)	(470,757)	(9%)	Boiler replacements, lighting upgrades, control system improvements at Museum, Library Square, Manitoba Yard	Savings verification for 3 years after substantial completion, as stipulated in the contract
VIFC-Letter of Credit Expenditures	50,000	23,734	26,266	0	0%	Construction	
<b>Total 2006-2008</b>	<b>24,108,826</b>	<b>23,709,324</b>	<b>399,502</b>	<b>(530,358)</b>	<b>(2%)</b>		
<b>2009-2011</b>							
Gathering Place Mtce Reno Enhance	280,000	0	280,000	0	0%		Renovations to Gathering Place entrance
Britannia Cap Mtce	300,000	24,591	275,409	0	0%		Capital maintenance upgrades of door hardware, pool deck, Teen Centre, HVAC, plumbing
Britannia Schematic Design	60,000	8,556	51,444	0	0%		Public consultation
Re-roof Archives/Records Facility	480,000	0	480,000	0	0%		Vancouver Archives roof replacement/upgrade
ISF - Orpheum Upgr / Capitol 6 Interface	3,000,000	2,620,017	379,983	0	0%	Cultural Amenity construction is in final phase. Dressing Rooms are complete.	Cultural Amenity equipment and furnishings to be completed by Feb. 2011. NOTE: Any surplus/deficit on final closeout will roll up to the Cultural Precinct budget for reconciliation with the other parts of the "mega-project" and to reduce amounts borrowed for financing.

Appendix 2: Open Capital Programs/Projects (as of September 2010)

Civic Property Management - Open Capital (as of September 2010)							
Program / Project	Budget	Actual	Balance	Projected Surplus (Deficit)		Completed	To Be Completed
ISF - QET Plaza Improvements	5,060,000	3,927,571	1,132,429	0	0%	New concrete now being poured.	Finish new Plaza deck, sidewalks, lighting, and exterior signage by end of November. <b>NOTE:</b> Any surplus/deficit on final closeout will roll up to the Cultural Precinct budget for reconciliation with the other parts of the "mega-project" and to reduce amounts borrowed for financing.
Facility Security Upgrades 2009	375,000	282,641	92,359	0	0%	Majority of security equipment upgrades for the civic properties installed and commissioned.	Security upgrades to Park and Library facilities
Non-Profit Capital Asset Maintenance 2009	500,000	28,734	471,266	0	0%		Dorothy Lam Childcare millwork & flooring, Thunderbird Daycare envelope replacement, Marpole Place envelope repairs, Abbeyfield House deck repairs
Non-Profit Cap Asset Mtce - Daycares	48,447	0	48,447	0	0%		Dorothy Lam Childcare drainage issues
ISF - Carnegie Ctr Windows / Heritage	4,000,000	0	4,000,000	1,400,000	35%		Rehabilitation of heritage windows and stairs, and upgrades to flooring, gutters, interior surfaces.
2010 Pacific Coliseum - Backflow	200,000	0	200,000	0	0%		Backflow preventers to be installed on sprinkler system
Rollerland - Replace Main Sloped Roof 2009	220,000	198,000	22,000	0	0%	Roofing upgrades	Deficiencies
HVAC Systems 2009	610,000	458,484	151,516	0	0%	Installation of roof top dehumidification unit at Archives	Installation of boiler, commissioning, and deficiencies
HVAC Systems 2010	250,000	0	250,000	0	0%		Hasting Library, Vancity cooling tower, Firehall #20 boiler
Mechanical Systems 2009	160,000	9,600	150,400	0	0%		QET hot water tank replacement
Mechanical Systems 2010	140,000	0	140,000	0	0%		Planetarium Museum elevator cylinder
Electrical Systems Non-Cap 2009	10,000	2,793	7,207	0	0%	Miscellaneous electrical repairs	Planetarium Museum motor control center overhaul
Electrical Systems Non-Cap 2010	100,000	0	100,000	0	0%		Planetarium Museum motor control center overhaul
Fire Protection Sys Non-Cap 2009	80,000	0	80,000	0	0%		Maritime Museum fire panel
Bldg Interior Systems Non-Cap 2009	300,000	40,256	259,744	0	0%	Gathering Place floor tile replacement	Gathering Place showers, Planetarium lower lobby carpet, Thunderbird daycare flooring,
Bldg Interior Systems Non-Cap 2010	50,000	0	50,000	0	0%		Library Square Level 1 carpeting
Cap Mtce-Bldg Envelope (Roofing) 2009	610,000	502,758	107,242	0	0%	Dunbar Library, Colingwood Library, Kitsilano Library, Hastings library, Firehall # 2 hose tower, Firehall #9	Centennial Museum
W3f Building Envelope Systems 2010	1,150,000	618,979	531,021	0	0%	Firehall #9, Firehall #2, Hasting Library	QET Roof, Van Art Gallery Roof, Firehalls #5, #21, #1
Site Services 2009	5,000	1,201	3,799	0	0%		COV Animal Shelter sidewalk leveling
Emergency Major Maintenance 2009	500,000	194,995	305,005	0	0%	Old Continental burner and canopy; VPD chiller, City Hall cooling tower #1, firehall boiler, QET hydraulic cylinders, City Hall hot water tank	New Continental boiler, Old Continental lower roof
Woodward's Heritage Bldg TI/Relocation of CSG	1,400,000	1,108,495	291,505	0	0%	Move in of CSG Social and Cultural group staff	Interior signage, pigeon control, and deficiencies
Vanier Park Security Relocation	60,000	0	60,000	0	0%		Relocation of the security office to the main floor

Appendix 2: Open Capital Programs/Projects (as of September 2010)

Civic Property Management - Open Capital (as of September 2010)						
Program / Project	Budget	Actual	Balance	Projected Surplus (Deficit)		To Be Completed
ISF - City Hall Heritage Exterior Upgrade	2,900,000	407,937	2,492,063	(385,000)	(13%)	Repair of wood window frames, installation of dual pane windows, rehabilitation of exterior stone façade
City Hall Precinct Minor Reno 2010	150,000	0	150,000	0	0%	Office reconfigurations
Major Office Accom Planning 2009	1,996,949	338,110	1,658,839	0	0%	Mayor's office relocation City Manager's Office, Sustainability office move, ground floor public space renovations, accessibility washroom upgrades
Accessibility Retrofits 2009	100,000	13,288	86,712	0	0%	Accessibility ramp upgrades to City Hall campus facilities
Facility Condition Audits 2009	100,000	93,641	6,359	0	0%	Roddan Lodge facility condition assessment Sustainability Guidelines, City Hall Seismic Study
Indoor Air Quality Testing 2009	80,000	12,960	67,040	0	0%	Various indoor air quality testings VPD Human Resources office
Environment Site Assessments 2009	100,000	0	100,000	0	0%	Old Continental, Planetarium, South Health Unit
Real-Time Energy Monitoring Retrofits	462,000	380,126	81,874	0	0%	Installation of monitoring devices to civic facilities
Haz Mat Abatement Pgm 2009	527,141	709,398	(182,257)	(350,000)	(66%)	Orpheum asbestos abatement; City Hall renovation related building hazardous materials abatement; drinking water quality in various Civic facilities; Fire halls asbestos-containing-materials abatement; removal of underground storage tank at Firehall #15 Roddan & Continental mold prevention; City Hall water piping abatement; Carnegie Centre floor tile removal; water leakage-related abatement at PEF properties
Recycling Program 2009	40,000	0	40,000	0	0%	Engagement of a consultant to review and develop the a Corporate Recycling program
Recycling Program 2010	80,000	0	80,000	0	0%	Implementation of the Corporate recycling program, pending consultant recommendations
City Hall Re-Piping	1,000,000	0	1,000,000	0	0%	Repiping of water and sanitary lines at City Hall from 5th floor to roof.
Recapitalization Planning Software	600,000	0	600,000	0	0%	Engagement of a consultant to review/recommend/implement applicable software
2009-11 Facilities Unallocated	47,919	0	47,919	0	0%	
Proj Mgt - SF/Mt Pleasant Child Dev Ctr	2,066,823	1,791,959	274,864	0	0%	Substantial completion of the childcare facility Deficiencies and payment of invoices
<b>Total 2009-2011</b>	<b>30,199,279</b>	<b>13,775,090</b>	<b>16,424,189</b>	<b>665,000</b>	<b>2%</b>	
<b>Total Civic Property Management</b>	<b>78,262,105</b>	<b>61,259,839</b>	<b>17,002,265</b>	<b>134,642</b>	<b>0%</b>	

## Appendix 2: Open Capital Programs/Projects (as of September 2010)

### Information Technology

As of September 2010, Information Technology has spent \$40.8 million on a total budget of \$59.2 million. The overall projected variance is negative \$3.5 million, to be offset by funding requested in the 2011 Capital Budget.

The majority of the spending has been on the implementation of Release 1 of Hansen, an engineering information management system and Phases 1 and 2 of Access 311, a single-point-of-access phone number for non-emergency municipal government services and the IT Expansion and Replacement Program.

Major projects still to complete are the expansion of the IT Data Centre, Release 2 of Hansen, Phase 3 of Access 311, and the implementation of new SAP modules.

A detailed list of projects, including major milestones completed and to be completed, follows.

## Appendix 2: Open Capital Programs/Projects (as of September 2010)

Information Technology - Open Capital (as of September 2010)							
Program / Project	Budget	Actual	Balance	Projected Surplus (Deficit)		Completed	To Be Completed
<b>2003-2010</b>							
<b>Expansion &amp; Replacement Program</b>							
2008 Network Infrastructure (City)	720,000	726,556	(6,556)	(66,556)	(9%)	All major City sites completed	Completion of VPL and VPD sites
2008 Fibre Network Expansion	150,000	174,273	(24,273)	(79,273)	(53%)	Sites completed that required higher speed connections and which warranted installation of VOIP connectivity.	Completion of Collingwood and Britannia (VPL)
2008 IT Applications - Tools	150,000	80,275	69,725	0	0%	Initial Research on web services tools and setup of web services test environment. Selection of consultant, scope of work and contract approval.	Work with consultant to refine approach for environment, training, standards and pilot system.
2008 VPD Network Infrastructure	451,000	415,733	35,267	0	0%	Majority of equipment purchased and installed	Final installation and commissioning (some affected by move) and final training.
2008 IT Applications - Forms	100,000	66,080	33,920	0	0%	Word Templates converted. Form to Email tool purchased and customized to resolve security issues and is in use by IT Web Designers.	Conversion of remaining high risk forms built with Coldfusion. Pilot integration to Vandocs and/or Sharepoint from web apps. Facilitate use of Form to Email tool for Web Content Coordinators with front end.
2008 IT Applications - Web Apps	150,000	95,422	54,578	0	0%	Approximately 81% of the web applications built with VB 6/CGI have been converted to .NET.	Two remaining VB 6.0 applications, 20 candidate Coldfusion applications on public site, over 90 Coldfusion lookup pages on public site.
2009 IT Infrastr Server Replacement	745,000	773,868	(28,868)	(8,868)	(1%)	Majority of equipment purchased and installed	Minor items related to the GIS server environment
2009 IT Infra Security Enhancement	832,000	490,110	341,890	0	0%	Most internet and application security actions completed	Data storage and access enhancements for VPD.
2009 IT Infra Data Ctr Expansion	2,267,000	305,428	1,961,572	(310,000)	(14%)	Lease negotiations completed. City Hall data centre racks / upgrades complete	Preparation of Ecomm data centre facility. VPL IP / data closet upgrades
Mobile Computing Infrastructure	80,000	16,097	63,903	0	0%	Netmotion pilot	Evaluation and implementation of additional wireless infrastructure
IT Infra Unalloc from Closeout 2010	1,094,809	0	1,094,809	0	0%		
VPD Mobile Data Terminal Refresh	1,686,349	1,439,339	247,010	0	0%	Refresh of MDT's scheduled for 2009 and 2010.	Security decalling of new replacements. Majority of remaining funds to be held for next refresh.
PC Laptop Monitor Replacement 2010	2,764,934	0	2,764,934	0	0%		Replacement of PCs, laptops and monitors that have reached the end of their life-cycle. Budget only approved in June 2010.
Data Storage 2010 - City	331,000	262,478	68,522	0	0%	Purchase of network switching and storage equipment.	Final cleanup and remainder to be combined with next storage expansion request.
Security Enhancements Phase 2 (PCI)	441,000	19,642	421,358	0	0%		Expecting report from Telus where gaps have been identified that will need to be addressed.
Exchange Email System Upgrade - City	155,000	34,640	120,360	0	0%	Planning and design for implementation.	Ordering of equipment and installation.
Office Upgrade Project 2010	516,000	0	516,000	0	0%		Evaluation and implementation of an upgraded productivity software suite (Currently Office) Budget only approved in June 2010.
Data Network Hardware Spares - City	72,000	0	72,000	0	0%		Purchase of spare network and telecommunication equipment to permit quick recovery from equipment problems.
SQL 2008 Infrastructure (2010)	152,500	0	152,500	0	0%		Purchase and preparation of hardware and software environment to facilitate the conversion to SQL Server 2008.

## Appendix 2: Open Capital Programs/Projects (as of September 2010)

Information Technology - Open Capital (as of September 2010)							
Program / Project	Budget	Actual	Balance	Projected Surplus (Deficit)		Completed	To Be Completed
SuperText System Upgrade - VPD	81,000	0	81,000	0	0%		Purchase of upgraded hardware and software for use with the SuperText evidence management system at VPD.
Graphics Software - VPL	12,400	0	12,400	0	0%		Purchase of upgraded graphics tools for use by Marketing and Communications to support the Library's programs and web presence.
Content Mgmt System (Web Renewal) 2010	1,760,000	174,627	1,585,373	(1,230,000)	(70%)	Project Charter; Web Strategy; Current State Assessment; Website and CMS requirements documentation; Content Inventory & Audit; Usability/Accessibility assessment #1 (baseline); User Persona definitions; Information architecture design; page wireframes; Content Management System (CMS) RFP	Website Governance Model; select CMS & Implementation partners; finalise Website Look & Feel; Content Migration/Creation; finalise Web Key Performance Indicators (KPIs); development/test environments; technical prototype; Usability/Accessibility assessments #2 & #3; production environment; Pilot; Release 1
Service Desk 9.8 Upgrade - City	30,000	0	30,000	0	0%		Upgrade of Service Desk Express system for Help Centre call tracking and management. Budget only approved in June 2010.
Data Centre 2010 - City	44,000	0	44,000	0	0%		Purchase of additional data centre racks for expansion of servers, switches and storage. Budget only approved in June 2010.
Data Protection 2010 - City	263,000	22,894	240,106	0	0%		Purchase of additional data backup systems to accommodate growth in data storage. Budget only approved in June 2010.
Server Replacement 2010 - City	245,000	6,574	238,426	0	0%		Purchase of servers that have reached the end of their life-cycle. Budget only approved in June 2010.
Server Virtualization 2010 - City	259,000	(33,137)	292,137	0	0%	Open RFP has been issued	Purchase of new servers for expanded use of the virtualized server environment. Budget only approved in June 2010.
File Cluster Services Upgrade - City	260,000	240,490	19,510	(20,490)	(8%)	Design and purchase of Network Attached Storage file system to replace the current File Cluster Servers.	Final implementation and migration of data from the end-of-life technology.
VPN Router Replacement - City	129,000	0	129,000	0	0%		Purchase of new VPN Router to allow secure, remote access to internal computer systems. Budget only approved in June 2010.
Data Network Upgrades - City	154,000	0	154,000	0	0%		Purchase network hubs and related network equipment that has reached the end of their life-cycle. Budget only approved in June 2010.
Video Forensics SAN Expansion - VPD	150,000	0	150,000	0	0%		Purchase expanded storage capacity for Video Forensics. Budget only approved in June 2010.
Private Network Upgrade - VPL	270,000	0	270,000	0	0%		Purchase equipment to upgrade the VPL private network for compatibility with VOIP and City platform. Budget only approved in June 2010.
Data Protection Upgrade - VPD	475,000	0	475,000	0	0%		Purchase additional data backup capacity for VPD systems. RFP specifications are currently in progress.

Appendix 2: Open Capital Programs/Projects (as of September 2010)

Information Technology - Open Capital (as of September 2010)							
Program / Project	Budget	Actual	Balance	Projected Surplus (Deficit)		Completed	To Be Completed
FARP to AMANDA Conversion - VPD	120,000	0	120,000	0	0%		Conversion of the application used for False Alarm Reduction Program. Budget only approved in June 2010. Planning activity is being undertaken in connection with the Permits & Licensing review.
Secure Remote Access (Ph 2) - VPD	115,000	0	115,000	0	0%		Purchase additional software to support secure, remote access to VPD systems and data. Project only approved in June 2010.
Firewall Replacement - VPL	19,700	0	19,700	0	0%		Purchase of replacement internet firewall at VPL which is currently at the end of their life-cycle.
Rightfax Upgrade - City	20,000	14,660	5,340	0	0%	Most equipment purchased	Final installation and commissioning
Replace Scanners & Printers - VPL	7,400	0	7,400	0	0%		Purchase of replacement scanners and printers used for customer checkout service. Budget only approved in June 2010.
Search Appliance Replacement - VPL	7,000	0	7,000	0	0%		Purchase of replacement search appliance to provide search functionality on the VPL website and intranet. Budget only approved in June 2010.
Open Data Open Standards Open Source	242,000	104,043	137,957	0	0%	Research of best practices, short-term open data improvements and identification of long-term open data enhancements and opportunities.	Recommendations for procurement guidelines and report to Council on the longer term open data implementation and sustainment plan.
<b>SAP</b> SAP PS/IM Modules (part of IMS)	1,000,000	608,102	391,898	191,898	19%	- Preparation (charter, plan, etc.) - Detailed design - Implementation (build, test, train) - Go Live	Resolution of outstanding module implementation and reporting issues. Projected surplus, when realized, to be allocated to BI module.
SAP - BI Module (part of IMS)	826,532	175,077	651,455	(348,545)	(42%)	Initial purchase of hardware and software for initial reporting from IMS.	- Preparation (charter, plan etc) - Detailed Design - Implementation (build, test, train) - Go Live
E-Procurement (2008)	570,000	504,934	65,066	(1,839,940)	(323%)	- Preparation (charter, plan, etc) - Detailed Design	- Preparation (charter, plan etc) - Detailed Design - Implementation (build, test, train) - Go Live
AP Automation (2008)	540,000	361,279	178,721	(501,560)	(93%)	- Preparation (charter, plan, etc) - Detailed Design	- Implementation (build, test, train) - Go Live
<b>Other IT</b> Corporate Risk Data Mgt	600,000	197,273	402,727	0	0%	Charter Signed Claims - Business Value Proposition Approved Claims - Fit Gap with Enterprise Apps Approved Property/Assets - SAP/RE Proof of Concept built Claims - RFP Issued Change Request Issued to Reduce Scope Claims Contract Signed	Implementation Plan System Configuration Data Conversion User Acceptance Testing Transfer to Sustainment Decommission existing systems Project Closed



Appendix 2: Open Capital Programs/Projects (as of September 2010)

Information Technology - Open Capital (as of September 2010)							
Program / Project	Budget	Actual	Balance	Projected Surplus (Deficit)		Completed	To Be Completed
ERDMS (VanDocs)	5,569,670	4,511,970	1,057,700	(1,297,287)	(23%)	VanDocs deployed to: - City Clerks - FSG - IT - CSG - HR - BP&S (except for Real Estate & Facilities)	VanDocs to be deployed to: - Real Estate & Facilities - C.M.O. - Engineering - Parks - Fire - Legal Services - VPL - VPD (not in the current project scope)
Eng IMS (Hansen)	12,978,445	11,528,821	1,449,624	99,624	1%	Release 1 Implementation (Sewers & Water); Solid Waste Service Requests; intergration to SAP and 311	Release 2 Implementation (Streets, Transportation, Electrical, Parking, Landfill and some components of Solid Waste)
VoIP (VanPhone+)	7,025,000	7,136,868	(111,868)	0	0%	All City sites	VPD and VPL sites
GIS Hardware & Software	304,209	87,824	216,385	0	0%	Purchase & Implementation of GIS software tools	To complete the Topobase data integration for the remaining Engineering business units (ie. Streets, Transportation, Traffic & electrical, Sanitation, Parking, Solid Waste & Landfill)
Access 311	12,300,000	10,242,124	2,057,876	1,897,876	15%	Phase One & Two	Phase Three, which includes Community Centres and VPL
<b>Total Information Technology</b>	<b>59,235,948</b>	<b>40,784,363</b>	<b>18,451,585</b>	<b>(3,513,120)</b>	<b>(6%)</b>		

## Appendix 2: Open Capital Programs/Projects (as of September 2010)

### Vancouver Police Department

As of September 2010, the Vancouver Police Department (VPD) has spent \$39.8 million on a budget of \$74.9 million. The projected overall variance for the VPD is negative \$.08 million.

The major projects are the Tactical Training Centre (substantially complete), Property and Forensic Storage Facility (currently under construction), and the consolidation/relocation of VPD Operations to the former VANOC offices at Graveley Street.

The following table provides a detailed list of projects, including major milestones completed and to be completed:

Vancouver Police Department - Open Capital (as of September 2010)							
Program / Project	Budget	Actual	Balance	Projected Surplus (Deficit)		Completed	To Be Completed
<b>2006-2008</b>							
VPD Dog Squad Relocation	3,995,360	3,851,264	144,096	(79,904)	(2%)	Base contract work substantially complete	Deficiencies; remaining additional scope from donated funds (canopy over bleacher, monument, signage)
VPD: Emergency Generator EOC & Bldg	350,000	129,194	220,806	0	0%	Temporary installation of secondary power source required during Olympics	Strategic plan to be determined re: use of 5 E 8th after VPD vacates
Tactical Training Centre	23,353,000	22,413,779	939,221	0	0%	Contract has achieved substantial completion	Deficiencies, mechanical issues, furnishings/fixtures/equipment
VPD Transition Fund 2007 - Unallocated	174,086	1,716	172,370	0	0%		Transition to Graveley Street site; accommodation of other units in 2120 Cambie; BET (Beat Enforcement Team) relocation
VPD: Facilities Evaluation Study	200,000	165,732	34,268	(0)	(0%)	Facilities Evaluation Report	Transition to Graveley Street site
VPD Analog Photo Processing Equip't	200,000	197,067	2,933	0	0%	Installation of processing equipment	Installation of additional memory
VPD Computer Forensics SAN	137,500	136,425	1,075	0	0%	SAN purchased	USB key purchase
VPD: Officer Event Scheduling Software	341,800	304,680	37,120	(0)	(0%)	Program implemented	Software customization
<b>Total 2006-2008</b>	<b>28,751,746</b>	<b>27,199,857</b>	<b>1,551,889</b>	<b>(79,904)</b>	<b>(0%)</b>		
<b>2009-2011</b>							
Property and Forensic Storage Facility	30,300,000	8,567,777	21,732,223	0	0%	Permits/contracts in place, construction ongoing	Construction, Ministry of Environment Certificate of Compliance, occupancy, moving
ISF - Consolidate/Relocate Police Opns	15,220,000	3,989,975	11,230,025	0	0%	Permits and contracts in place, construction underway	Building modifications at Graveley and Cambie
Jail and Interview CCTV	662,000	0	662,000	0	0%		RFP to be issued and awarded; audio/video equipment to be installed
<b>Total 2009-2011</b>	<b>46,182,000</b>	<b>12,557,752</b>	<b>33,624,248</b>	<b>0</b>	<b>0%</b>		
<b>Total Vancouver Police Department</b>	<b>74,933,746</b>	<b>39,757,609</b>	<b>35,176,137</b>	<b>(79,904)</b>	<b>(0%)</b>		

## Appendix 2: Open Capital Programs/Projects (as of September 2010)

### Fire and Rescue Services

As of September 2010, Fire and Rescue Services has spent \$2.4 million on a total budget of \$13.8 million.

Major projects are the replacement of Firehall 15 and construction of a warehouse/training facility for Urban Search and Rescue (USAR).

The following table provides a detailed list of projects, including major milestones completed and to be completed:

Vancouver Fire & Rescue Services - Open Capital (as of September 2010)							
Program / Project	Budget	Actual	Balance	Projected Surplus (Deficit)		Completed	To Be Completed
<b>2003-2005</b>							
Firehall #10 Wiring (UEL)	154,235	87,020	67,215	0	0%	Upgrade electrical service, diesel fueling station, computer cabling and port hubs, providing safety tower anchors for training drills	Gender separation in the washrooms for this Battalion area
<b>Total 2003-2005</b>	<b>154,235</b>	<b>87,020</b>	<b>67,215</b>	<b>0</b>	<b>0%</b>		
<b>2006-2008</b>							
Firehall 15 Replacement	10,300,000	1,700,639	8,599,361	0	0%	Construction contract awarded September 2010	Construction (now in progress)
Unallocated Fire Capital from Closeout	211,231	0	211,231	0	0%		Contingency for in-progress VF&RS capital projects
<b>Total 2006-2008</b>	<b>10,511,231</b>	<b>1,700,639</b>	<b>8,810,592</b>	<b>0</b>	<b>0%</b>		
<b>2009-2011</b>							
USAR Warehouse	1,560,000	128,322	1,431,678	(200,000)	(13%)	Site testing and building, construction tender phases have been completed	Construction
Firehall Fuel Tanks/Generators	965,000	498,867	466,133	0	0%	Eight generators have been installed and this portion of the capital project is nearing completion. The replacement fuel tanks portion of the project has not yet proceeded due to project managers at Corporate Civic Property Management fully tasked on other high-priority projects. Also, since this funding was approved, VFRS has had two other fuel tanks pulled out of service that may also need replacing.	Two replacement fuel tanks to be installed. VFRS is holding back on completing this capital project until the higher risk of USAR building completion within budget is known (late January 2011).
Firehall # 5 Refurbishment	500,000	0	500,000	0	0%		Preliminary design work in anticipation of requesting a capital replacement of Fire Halls # 5 and #17 in the upcoming 2012-2014 Capital Plan. NOTE: Funding of \$0.5M for FH # 5 for an extension of building life is inadequate for the scope of repairs and refurbishment that are needed. Specific discussions are underway now between VFRS and Corporate Civic Property Management to ensure the most urgent major repairs, upgrades and preliminary design work are accomplished in early 2011.
Unallocated Fire Capital from Closeout	75,283	0	75,283	0	0%		Contingency for in-progress VF&RS capital projects
<b>Total 2009-2011</b>	<b>3,100,283</b>	<b>627,189</b>	<b>2,473,094</b>	<b>(200,000)</b>	<b>(6%)</b>		
<b>Total Vancouver Fire &amp; Rescue Services</b>	<b>13,765,749</b>	<b>2,414,848</b>	<b>11,350,901</b>	<b>(200,000)</b>	<b>(1%)</b>		

## Appendix 2: Open Capital Programs/Projects (as of September 2010)

### Library Services

As of September 2010, Library Services has spent \$3.1 million on a total budget of \$8.8 million.

Major projects include the site acquisition and planning for the Downtown Eastside/Strathcona Library and implementation of RFID (radio frequency identification) tagging for the library collections.

The following table provides a detailed list of projects, including major milestones completed and to be completed:

Vancouver Public Library - Open Capital (as of September 2010)							
Program / Project	Budget	Actual	Balance	Projected Surplus (Deficit)		Completed	To Be Completed
<b>2006-2008</b>							
Renewal of Library Branches 2006-08	300,000	30,537	269,463	0	0%	Washrooms and some branch renovations	Washrooms, disabled access, renovations and/or alterations for RFID.
Renewal of Central Library 2006-08	500,000	475,552	24,448	18,448	4%	Floor reconfiguration has been completed.	Outstanding purchase orders to be cleared; signage
Strathcona/DTES Branch	2,973,131	2,569,691	403,440	0	0%	Site acquisition	Planning for the branch will be done in 2010/2011, including costs for the construction
<b>Total 2006-2008</b>	<b>3,773,131</b>	<b>3,075,780</b>	<b>697,351</b>	<b>18,448</b>	<b>0%</b>		
<b>2009-2011</b>							
Library RFID (Radio Freq ID)	2,500,000	0	2,500,000	0	0%	Tender complete and awarded. Some equipment and tags have been purchased (November)	Award contract/tagging/purchase of equipment/renos to branches and central library.
Riley Park/Hillcrest Branch - Collections & Equip	2,500,000	0	2,500,000	0	0%		Repayment of internal financing; purchase of collections (books, cds, dvds, databases, etc.) and furniture and equipment for the library at the Hillcrest facility
<b>Total 2009-2011</b>	<b>5,000,000</b>	<b>0</b>	<b>5,000,000</b>	<b>\$0</b>	<b>0%</b>		
<b>Total Vancouver Public Library</b>	<b>8,773,131</b>	<b>3,075,780</b>	<b>5,697,351</b>	<b>18,448</b>	<b>0%</b>		

## Appendix 3 - 2011 New Capital Budget Submissions

2011 Capital Budget Summary - New Requests

\$180,113,894

The annual Capital Budget consists of Basic Capital (Annual allocation of available City funding to specific programs/projects that were included in the Capital Plan), as well as the Emerging Priorities described in Appendix 4. Capital Programs outside of the 2009-2011 Capital Plan are also included (i.e. IT Infrastructure Expansion and Replacement, Easy Park, and Solid Waste/Transfer & Landfill Operations). Note that in prior years, the Capital Plan did not incorporate all capital projects. With the new PSAB accounting rules for Capital Assets, the City is now including all capital assets in the Capital budget process.

The table below provides a summary of the 2011 Capital Budget requests by program/project area, including the sources of funding. Specific details are provided in subsequent sections, and detailed Basic Capital budget submissions for each program/project will be on file in the City Clerk's Office.

Ref #	Department	2011 Proposed Funding Sources (\$000's)							
		Gross Budget	Operating Funding	Debenture Funding	DCL Funding	CAC Funding	Other City Funding*	Total City Funding	External Funding**
<b>Utilities</b>									
D	PUBLIC WORKS - SEWERS	46,948	0	36,448	0	0	0	36,448	10,500
F	PUBLIC WORKS - WATERWORKS	20,313	0	17,698	0	0	615	18,313	2,000
	Total Utilities	67,261	0	54,146	0	0	615	54,761	12,500
<b>Other Public Works</b>									
A	PUBLIC WORKS - STREETS	31,633	1,561	17,753	4,040	600	146	24,100	7,533
B	PUBLIC WORKS - ELECTRICAL PLANT	6,471	2,269	3,756	0	0	45	6,070	401
	Total Public Works	38,104	3,830	21,509	4,040	600	191	30,170	7,934
Sub Total		105,365	3,830	75,655	4,040	600	806	84,931	20,434
	NEU	960	0	0	0	0	960	960	0
I	LIBRARY	1,933	0	1,664	0	0	269	1,933	0
J	PUBLIC SAFETY - FIRE & RESCUE	1,638	350	1,288	0	0	0	1,638	0
K	PUBLIC SAFETY - POLICE SERVICES		0		0	0	0	0	0
L - O	COMMUNITY SERVICES	21,097	9,702	0	8,100	0	3,295	21,097	0
P - R	PARKS & RECREATION	12,218	3,024	3,120	5,684	50	200	12,078	140
U	OTHER / IT	16,076	6,168	5,614	0	0	4,294	16,076	0
W	CIVIC PROPERTY MANAGEMENT	12,185	5,580	6,605	0	0	0	12,185	0
	DEBENTURE COSTS	1,041	0	1,041	0	0	0	1,041	0
	CORPORATE OVERHEAD	3,000	3,000	0	0	0	0	3,000	0
<b>TOTAL CAPITAL PLAN</b>		175,513	31,654	94,987	17,824	650	9,824	154,939	20,574
<b>NON CAPITAL PLAN</b>									
	EASY PARK	3,501	0	0	0	0	3,501	3,501	0
	SOLID WASTE / LANDFILL	1,100	0	0	0	0	1,100	1,100	0
<b>TOTAL</b>		180,114	31,654	94,987	17,824	650	14,425	159,540	20,574
<b>% of FUNDING</b>		100%	18%	53%	10%	0%	8%		11%

\*Other City funding includes funding from Reserves and reallocations of existing capital.

\*\*External funding includes Federal Infrastructure funding, as well as funds from external funding partners such as Translink and ICBC.

<b>Engineering 2011 Basic Capital Budget</b>	<b>\$106,325,000</b>
--	----------------------

The 2011 Engineering Basic Capital Budget consists of five major Programs: Sewers, Waterworks, NEU, Streets, and Electrical Plant. In addition, non-capital plan budget requests related to the Vancouver Landfill and EasyPark are included.

Sustainable practices and technologies have been incorporated into many aspects of the planning, design and construction processes for capital works within Engineering Services.

In addition, staff pursue cost-sharing and funding opportunities with senior governments for all areas of Engineering Services as they arise (e.g., Provincial and Federal Grants, ICBC, utility companies, Transport Canada, other Government agencies). Provincial and regional government funding that is available or may become available to help fund capital projects includes the following:

- *TransLink Minor Capital* - This category only includes new works or improvements on the MRN that generally address congestion, safety, and capacity issues. TransLink will fund 50% of the cost of these projects up to a pre-established maximum funding level.
- *TransLink Operation, Maintenance, and Rehabilitation (OMR)* - Part of the OMR program funding provides for rehabilitation of existing pavement and rehabilitation of other existing infrastructure (e.g. curbs, shoulders, pedestrian facilities, drainage, street lighting and traffic signal systems, etc.) on the Major Road Network.
- *TransLink Bicycle Infrastructure Capital Cost Sharing Program (BICCS)* - This funding is utilized towards development and construction of new roads and facilities in order to enhance Vancouver's Bicycle Network.
- *TransLink Transit Related Road Infrastructure Program* - The Transit Related Road Infrastructure Program (TRRIP) was established to fund roadway infrastructure facilities required for the delivery of transit (bus-based) services in Greater Vancouver.
- *Federal Infrastructure Stimulus Fund* - This fund provides funding towards the rehabilitation or construction of municipal infrastructure projects and provides funding for one third of the eligible project costs. The focus of the program is for job creation and as such generally requires that the projects be undertaken by third parties on a contract basis. However, two sewer projects have been approved with the use of City crews. Several projects in the Engineering have been approved. Another requirement is that selected projects be started and substantially completed prior March 31, 2011.

<b>Public Works: Sewers</b>	<b>\$46,948,000</b>
-----------------------------	---------------------

(Capital Plan Reference D)

The 2009-2011 Sewers Capital Plan focuses on four areas of sewer work that include: System Replacement, System Management, Pollution Abatement, and Special Projects. The key objectives of the 2011 Sewers Program will be: completing the Federal Infrastructure projects (Trout Lake Sewer Separation and Greening English Bay Interceptor), completing the Granville Island Pump Station and accelerating the basic sewer main replacement/separation program.

System Replacement \$35,460,000  
(Capital Plan Reference D-1)

The 2011 Sewers Capital Budget is a continuation of an ongoing infrastructure program that began in the early 1970's. This program consists of the renewal of sewer mains, connections, manholes, catch basins and pump stations. Factors considered in selecting the projects in this category include replacements for physical failure, deterioration from age, inadequate capacity and related flooding problems, environmental benefits, and Liquid Waste Management Plan requirements (LWMP).

The City has adopted a strategy of continuous sewer replacement of 1% of the existing sewer system annually instead of periodic large reconstruction programs. In conjunction with the replacement program, the sewer infrastructure is being changed from a combined system (single pipes which carry storm water and sewage mixed together) to a separated system (separate storm pipes and sanitary pipes). The proposed 2011 budget will help to achieve the 1% sewer separation target.

In 2011 sewer main reconstruction work will focus on critical prior-to-paving and flood-mitigation work as well as the completion of the Granville Island Pump Station.

System Management \$338,000  
(Capital Plan Reference D-2)

The System Management Program provides funds to support a variety of information and research projects. This Program is divided between two sub-programs: Television Inspection and Investigation for Design. These projects provide key information that is used to prioritize the 1% Main Replacement Program and establish routine maintenance programs. This Program also provides funds for a variety of tools that support cost-effective capital work programs, including sewer system modeling, field monitoring of sewer flows, construction site exposures, soundings of underground facilities, and investigation of new products and technical standards for sewer design and construction.

Pollution Abatement \$650,000  
(Capital Plan Reference D-4)

The 2011 budget request is for Sewer Separation on Private Property. The program was established 1978 in order to fully achieve the pollution control benefits of a separated sewer system. This program allows for a maximum \$1,000 reimbursement towards the cost of plumbing alterations on private property and the provision for a separated sewer connection to serve the property. It is an essential element needed to meet our commitments under the Liquid Waste Management Plan to continuously reduce combined sewer overflows. The current focus is on the continuation of reducing pollution discharges to Vancouver Harbour at Canada Place and False Creek, elimination of the Crowe Street CSO and continue to reduce flows to the Iona Sewage Treatment Plant.

Other Projects \$10,500,000  
(Capital Plan Reference D-6)

Based on recent reviews of permit applications and residential and commercial construction activity, it is anticipated that about \$10.5 million of public sewer connections will be installed in 2011. The cost of this work will be recovered from public sewer connection fees charged to developers and builders and property owners.

**Public Works: Waterworks** **\$20,313,000**  
(Capital Plan Reference F)

The 2009-2011 Capital Plan is based on the Waterworks Long Range Plan (LRP). The LRP outlines the City's plans for water quality improvement, addressing growth, demand management, emergency preparedness, infrastructure management, business process improvement, and financial planning. The Waterworks Program for 2011 will continue to focus on the systematic replacement and rehabilitation of aging distribution mains, transmission mains, water meters and services, pressure reducing valve (PRV) stations, and fire hydrants.

The 2011 Waterworks Capital Budget includes the following:

Aging Infrastructure Replacement \$17,088,000  
(Capital Plan Reference F-1)

This program provides for replacement of the City's aging distribution mains. A key strategic objective of the Waterworks Long Range Plan is to manage infrastructure proactively. It consists of approximately 1476 km of water mains and appurtenances such as valves, fire hydrants, and service connections. As water system infrastructure ages, corrosion and mechanical wear increase the probability of failure. These failures reduce the reliability of the water system, increase operating costs, and sometimes cause extensive property damage. Using the Waterworks Long Range Plan as a guide, this program conducts infrastructure renewal activities at a sustainable rate, replacing water system components that have reached the end of their life expectancy. Aging distribution mains replacement is the focus of 2011 program funding with replacement work planned for 22 sites within the City. 2.6km of transmission mains are currently scheduled for construction in 2011.

Addressing Growth \$800,000  
(Capital Plan Reference F-2)

This Program addresses population growth and development impacts, funding infrastructure upgrades to increase supply capabilities, new connections and meters, and a conservation program to help curb water demand. The focus of work in 2011 is installation of approximately 3,000 automated meter reading (AMR) units, improving access to water for the public and installing meters in Parks Board Water Connections in accordance with the Water Conservation Program.

Emergency Planning \$75,000  
(Capital Plan Reference F-3)

The Emergency Planning Program for 2011 consists of funding to carry out a number of minor upgrades and replacements on the Dedicated Fire Protection System. This system was built to provide fire fighting capabilities in the event of a significant disaster.

Investigation, Monitoring and Control \$300,000  
(Capital Plan Reference F-4)

The 2011 budget provides funding for updating the Waterworks telemetry system to ensure its ongoing functionality. Funding is also provided for supporting projects that review and investigate issues that affect the water system. This includes investigations to determine the



causes of water main failures as well as geotechnical investigations and utility exposures for proposed capital projects in the pre-design phase. This program also provides funding for the review of new materials and technologies affecting the water industry.

Water Quality Projects \$ 50,000  
(Capital Plan Reference F-5)

This Program funds capital improvements to ensure adequate water quality throughout the distribution system. A fundamental goal is the avoidance of waterborne health problems due to bacterial or chemical contamination. Projects typically focus on preventing stagnation in areas where building density is low and water supply capacity (for firefighting) far exceeds daily domestic flows. In 2011, funds will be used in several areas of the City where low water demands or pipe network limitations result in low chlorine residuals as well as taste and odour complaints.

Water Connections and Meters \$ 2,000,000

This is the estimate for the installation of public water connections for commercial properties (residential water connection are part of the combined connections included in the Sewer submission) and the installation of water meters. It is anticipated about 130 to 150 commercial water connections and about 90 water meters will be installed in 2011. The cost of this work is recovered from public sewer connection fees charged to developers, builders and property owners.

**NEU - Distribution System Extension** \$ 960,000

The Neighbourhood Energy Utility ("NEU") is a renewables-based district heating system that provides thermal energy services for space heating and domestic hot water to all new development within the Southeast False Creek ("SEFC") Official Development Plan Area. This project will extend the NEU distribution network to connect the system to new development sites. All SEFC development is obligated by bylaw to connect to the system, and through NEU connection greenhouse gas emissions are reduced by about 64%. Work includes the design and construction of NEU hot water distribution pipelines and energy transfer stations to connect new customer buildings. The budget includes adequate funding to connect three SEFC development sites to the system. In 2011, work includes the design and construction of NEU hot water distribution pipelines and energy transfer stations to connect new customer buildings.

**Streets** \$31,632,877  
(Capital Plan Reference A)

The Streets Program for 2011 includes new sidewalks, new curb ramps, arterial modifications, new greenway and bicycle routes, and major rehabilitation of deteriorating streets infrastructure. Funding is also requested for continued local improvements for back lanes, reconstruction of existing sidewalks, and bridge rehabilitation work.

A brief description of the Streets Programs follows:

Infrastructure \$18,788,000

(Capital Plan Reference A-1)

The Streets Infrastructure program addresses the ongoing need to rehabilitate the City's existing street infrastructure. Management of existing assets is a priority and a key aspect for sound infrastructure asset management. This section is divided into three main sub-programs: Sidewalks and Boulevards, Roads and Pavement, and General programs.

Funding allocated for the Roads and Pavements program will be used for reconstruction of deteriorated transit routes on major city streets, rehabilitation of local streets (with a focus on bicycle routes), back lanes, and bus slabs. The program provides for the rehabilitation of the City's arterial streets where major capital restoration work is required to maintain the integrity of the street asset and extend the service life of the entire road structure. There are approximately 1760 blocks (243 km) of arterial streets within the City, excluding arterial streets that are part of the region's Major Road Network (MRN).

Streets deteriorate over time due to aging of the pavement materials, loading from traffic, and defects caused from utility cuts. Streets that have high volumes of heavy vehicles, such as transit buses, experience more rapid deterioration. Projects under review for 2011 include - Nanaimo, (Grandview Hwy to 33rd Avenue), Burrard, (W 1st to W 16th Avenue), Dunbar, (W 16th Ave to SW Marine Dr), Seymour, (Georgia to Drake).

The Sidewalk and Boulevards program provides funding for the installation of new sidewalks to facilitate the completion of the City's sidewalk network in support of the City's Transportation Plan. Council policy is to complete the sidewalk network to include sidewalks on both sides of all blocks based on the following priorities: transit routes, arterial streets, pedestrian collector routes, higher zoned streets, and local residential streets.

There are approximately 3700 block-faces (500 km) of sidewalks remaining to be developed and/or improved within the City. To complete the network within 50 years, over 75 block-faces would need to be constructed annually. For new and local improvement sidewalks this year's program funding is expected to provide for the construction of approximately 20 block faces of new sidewalks. For reconstruction, funding is expected to provide for the rehabilitation of approximately 10-20 block faces of commercial and/or local sidewalks.

The General Funding covers construction for peat areas with poor soil conditions where normal maintenance or rehabilitation is not effective. Drainage improvement and replacement of damaged sidewalk or streets after development or utility work are also included as projects in the general infrastructure funding.

### Bridges and Structure

\$1,005,000

(Capital Plan Reference A-2)

This funding provides for structural improvements to City bridges and other City and pedestrian structures. For 2011, Development of a high level soil testing/analysis/soil management strategy for PCB contaminated soils under Burrard Bridge, and the completion of the Burrard Bridge bearing replacement design will be funded. Major maintenance initially planned for 2011 includes: 1. Investigation and Design (as required and is related to the outcome of annual bridge inspection program) - 2. Joint/Seal Replacement (ongoing) Program - 3. Drainage Repairs(On-Going) , 4. Bird Mitigation (On-Going) 5- Structural Repairs. (crash

barrier repairs, concrete sealing (epoxy injection)). Locations of work and scope of work are determined by Engineer.

Major Projects \$1,500,000  
(Capital Plan Reference A-3)

In 2011, Major Projects includes the Burrard Bridge Cycling Improvements project. This project encompasses two major items: 1) the design and costing of Council directed programming on the bridge deck (cycling and pedestrian enhancements), and 2) the design and costing of all significant repairs and required rehabilitation of the bridge. Also included is funding for Blueways. Funding is requested to investigate and improve accessibility to docks in False Creek, develop a new anchoring permit system, and install marker buoys. False Creek docks promote the use of local ferries which help to support walking, cycling and transit on all sides of False Creek.

Strategic Transportation \$10,340,000  
(Capital Plan Reference A-4)

This program provides funding to advance the City's transportation priorities. Projects are targeted at improving comfort and safety for active and sustainable transportation modes (walking, cycling, and transit) and implementing strategic network improvements. Projects include the development of citywide and neighbourhood greenways, new bike routes and bicycle facilities, bus shelters and landings, installation of neighbourhood traffic controls, and continuing implementation of the Clark-Knight Corridor Plan.

Some of the neighbourhood traffic control projects for 2011 include the continued installation of traffic circles, bulges, diverters, speed humps and other traffic calming measures throughout City streets.

Appendix 6 contains details of the following five projects: North Arm Trail Greenway (Phase 1), 45th Avenue Bikeway - Carnarvon Street to Ontario Street, Dumfries Bikeway - 14th Avenue to 37th Avenue, Prince Edward Bikeway - 37th Avenue to 59th Avenue and Comox-Helmcken Greenway, from Stanley Park to Burrard Street.

Electrical Infrastructure \$6,471,000  
(Capital Plan Reference B)

There are three main categories of Electrical Infrastructure programs identified under the 2009-2011 Capital Plan: Communications, Street Lighting, and Traffic Signal programs. A brief description of each of the programs follows:

Communications \$844,000  
(Capital Plan Reference B-1)

The City's communications system is made up of the Engineering radio dispatch system which operates on wide band assignments, as well as a communications cable network. An effective communication system is essential to the efficient operation of the City departments and is essential to all aspects of emergency response. The 2011 Communications Capital Budget

provides funding for the continuation of underground cable replacement and expansion programs.

Street Lighting \$1,944,000  
(Capital Plan Reference B-2)

The 2011 Street Lighting Capital Budget provides for the ongoing infrastructure replacement program for the Street Lighting Infrastructure. The Street Lighting infrastructure continues to age, with many components now past their estimated service life. This program will provide for the replacement of street lighting poles, service panels, conduit, and other components. Delays in replacing street lighting infrastructure increases the liability risk associated with falling poles or energized poles and panels. Street lighting outages will also be reduced by rebuilding connections on trolley routes and replacing badly corroded service panels.

Funding is also requested to upgrade lighting levels in response to local public safety and security concerns, and for the City's share of new lighting projects approved through the Local Improvement process (an additional \$228,000 is expected from property owners for this purpose).

Traffic Signal Program \$3,683,000  
(Capital Plan Reference B-3)

This funding covers new pedestrian, cyclist and traffic signal installations and the modification, renovation, and replacement of existing signals.

### Source of Funds Summary

Capital Plan Ref #	Department	Budget	Funding Sources - 2011 Requests (\$000's)						
			Operating Funding	Debenture Funding	DCL Funding	CAC Funding	Other City Funding	City Funding	Other Funding
<b>Utilities</b>									
D	PUBLIC WORKS - SEWERS	46,948	0	36,448	0	0	0	36,448	10,500
F	PUBLIC WORKS - WATERWORKS	20,313	0	17,698	0	0	615	18,313	2,000
	<b>Total Utilities</b>	<b>67,261</b>	<b>0</b>	<b>54,146</b>	<b>0</b>	<b>0</b>	<b>615</b>	<b>54,761</b>	<b>12,500</b>
<b>Other Public Works</b>									
A	PUBLIC WORKS - STREETS	31,633	1,561	17,753	4,040	600	146	24,100	7,533
B	PUBLIC WORKS - ELECTRICAL PLANT	6,471	2,269	3,756	0	0	45	6,070	401
	NEU	\$960	\$0	\$0	\$0	\$0	\$960	\$960	\$0
	<b>Total Public Works</b>	<b>39,064</b>	<b>3,830</b>	<b>21,509</b>	<b>4,040</b>	<b>600</b>	<b>1,151</b>	<b>31,130</b>	<b>7,934</b>
	<b>Total 2011 Request</b>	<b>106,325</b>	<b>3,830</b>	<b>75,655</b>	<b>4,040</b>	<b>600</b>	<b>1,766</b>	<b>85,891</b>	<b>20,434</b>

Note: Totals do not include debenture costs.

**Debenture Costs** **\$854,000**

Debenture Costs has been allocated to Engineering programs/projects as follows:

- Sewers \$411,000
- Waterworks \$198,000
- Streets \$204,000
- Electrical Plant \$41,000

Capital Budget Requests not included in the 2009-2011 Capital plan

Vancouver Landfill \$1,100,000

The Vancouver Landfill undertakes capital projects throughout the year. These projects are not included in the 2009 - 2011 Capital Plan as the projects are funded either by loans from the Capital Financing Fund if the project is for operating needs, or from the Solid Waste Capital Reserve when the work is for permanently closing segments of the Landfill.

In 2011 work will continue on Land Fill Gas Operations Work. The scope of work includes the completion of construction of surface water diversion works and leachate collection infrastructure as well as landfill gas collection infrastructure in Phase 3 from the 2010 Capital Plan. Surface water and leachate works include piping and collection sumps in alternate lifts and landfill gas collection works include horizontal wells and air intrusion works in the opposite lifts. Construction of the initial works for the lower part of Phase 3 are required to be constructed in early 2011 in advance of filling while remaining works will be staged throughout the remainder of the five year fill plan for Phase 3. Phase 2 vertical wells (between 20 and 25) are required to minimize odors and to increase collection efficiency from current 55% to 75%.

EasyPark \$3,501,000

EasyPark is the operator of several City owned off-street parking facilities, each year capital projects are proposed to improve the City's assets.

Funding for the capital program is from the Parking Sites Reserve.

There are two major projects proposed for 2011;

1. CP#2 - W. Pender St - Membrane \$ 1,600,000
2. CP#4 - 107 East Cordova Surface Repairs \$ 1,135,000

Top surface delamination repair, vertical delamination repair, soffit delamination repair. These repairs will remedy the structural and surface problems at this parkade.

Source of Funds Summary

Capital Plan Ref #	Department	Budget	Funding Sources - 2011 Requests (\$000's)						
			Operating Funding	Debenture Funding	DCL Funding	CAC Funding	Other City Funding	City Funding	Other Funding
	EASY PARK	\$3,501	\$0	\$0	\$0	\$0	\$3,501	\$3,501	\$0
	SOLID WASTE AND LANDFILL OPERATIONS	\$1,100	\$0	\$0	\$0	\$0	\$1,100	\$1,100	\$0
<b>TOTAL</b>		\$4,601	\$0	\$0	\$0	\$0	\$4,601	\$4,601	\$0



---

<b>Parks 2011 Basic Capital Budget</b>	<b>\$12,218,000</b>
--	---------------------

---

The 2011 Parks Basic Capital Budget consists of four main Programs: Parks; Park Land Acquisition and New Park Development; Recreation Facilities; and Street Tree Planting. These Programs are summarized in the following sections.

The recommended 2011 Parks Basic Capital Budget is \$10,889,000. The Park Board is scheduled to consider their capital budget on January 31, 2011. Resolutions from the Board will be forwarded to Council shortly thereafter.

<b>Parks</b> (Capital Plan Reference P)	<b>\$5,111,000</b>
--	--------------------

The goals of the Parks programs are to ensure the safety of park visitors, maintain the proper functioning of park features, and ensure the park system (more than 200 parks) meets the needs of the community. Major tasks include the repairing, upgrading, and enhancements of existing parks and facilities within these parks, such as walking and cycling paths, children's playgrounds, sport fields, sport courts, and the seawall.

City funding of \$5,111,000 includes \$150,000 in "Other City Funding" for the David Lam Power Hub.

Additional projects planned for 2011 include:

- Hillcrest Riley Park Phase 1- demolition of existing buildings, park design and community consultation
- Universal access improvement
- Tennis court renewals
- Wading pools and water parks
- Stanley Park Rock scaling
- Urban Forestry Management Study
- Stanley Park Conservancy Study
- Improving grass playing fields at Moberly Park and Connaught Parks
- Upgrades to Renfrew and Carleton Parks
- 5 -6 playground renewals, including those at Salisbury, Nanaimo and Jones Park.

<b>Park Land Acquisition &amp; New Park Development</b> (Capital Plan Reference Q)	<b>\$1,000,000</b>
---	--------------------

The goal of the Park Land Acquisition program is to increase the supply of parks (currently about 1,300 hectares) to meet the needs of a growing population (Vancouver's population is anticipated to grow by about 100,000 people over the next 20 years). Major initiatives include the purchase of land and subsequent construction of the new park areas. Since there are carry-forward available funds, no new funding is requested in the 2011 Capital Budget for Park Land Acquisition. \$1,000,000 is requested for New Park Development, specifically 3333 Main Street, and Phase 1&2 of the Trillium Park development.

**Recreation Facilities** **\$3,877,000**  
(Capital Plan Reference R)

The goals of the Recreation Facilities program are to ensure the safety of patrons and workers, maintain the proper functioning of buildings, and ensure the recreation facility system (around 300 buildings) meets the needs of a diverse and growing population. Major tasks include the repairing, upgrading, expansion and/or replacement of community centres, swimming pools, ice rinks, field houses, and other recreation facilities. Most of the capital project funding has been received in 2009 and 2010. These projects will be finalized in 2011.

The West Point Grey Community Association has contributed \$50,000 for gym office renovations and Theatre Under the Stars has contributed an additional \$140,000 to the Malkin Bowl project.

**Street Tree Planting Program** **\$150,000**  
(Capital Plan Reference S)

The goal of the Street Tree Planting program is to increase the number of trees along streets throughout the City to about 155,000 trees (currently there are about 135,000, up from about 90,000 in 1989). Major tasks include the purchase of trees and the planting of trees. Approximately 500 trees are expected to be planted in 2011.

**Overhead** **\$1,650,000**  
(Capital Plan Reference 'Overhead Charges')

Parks Overhead consists of costs for Planning and Development staff (e.g., Project Managers) as well as General Administration costs which are directly attributable to Parks Capital programs/projects and as such are fully recoverable from Capital.

As noted in the detail submissions, overhead is allocated to specific programs/projects such that gross budgets and actuals form the basis for budget monitoring and asset capitalization.

**Supplementary Emerging Priorities** **\$430,000**

The following projects are being funded in Park Board capital through the Emerging Priorities process (see Appendix 4 for details):

- Hastings Park Empire Field Reinstatement
- Hastings Park - The Plateau Youth Sports Park

Descriptions of these projects can be found in Appendix 4.

### Source of Funds Summary

Capital Plan Ref #	Department	Budget	Funding Sources - 2011 Requests (\$000's)						
			Operating Funding	Debenture Funding	DCL Funding	CAC Funding	Other City Funding	City Funding	Other Funding
	OVERHEAD	\$1,650	\$0	\$950	\$700	\$0	\$0	\$1,650	\$0
P	PARKS	\$5,111	\$1,211	\$920	\$2,780	\$50	\$150	\$5,111	\$0
Q	PARK LAND ACQUISITION / NEW PARKS	\$1,000	\$0	\$0	\$1,000	\$0	\$0	\$1,000	\$0
R	RECREATION FACILITIES	\$3,877	\$1,663	\$1,250	\$774	\$0	\$50	\$3,737	\$140
S	STREET TREES	\$150	\$150	\$0	\$0	\$0	\$0	\$150	\$0
	EMERGING PRIORITIES	\$430	\$0	\$0	\$430	\$0	\$0	\$430	\$0
<b>TOTAL PARKS &amp; RECREATION</b>		<b>\$12,218</b>	<b>\$3,024</b>	<b>\$3,120</b>	<b>\$5,684</b>	<b>\$50</b>	<b>\$200</b>	<b>\$12,078</b>	<b>\$140</b>

Note: Totals do not include debenture costs.

**Debenture Costs** **\$34,000**

\$34,000 in Debenture Costs has been allocated to Parks programs/projects.

**Civic Property Management 2011 Basic Capital Budget** **\$12,185,000**  
(Capital Plan Reference W)

The 2011 Civic Property Management Basic Capital Budget consists of several main Programs: Major/Minor New Construction; General Capital Maintenance; Building Specific Capital Maintenance; PNE Capital Maintenance; Renovation and Enhancements; Inspections and Audits; and Environmental Program. These Programs are summarized in the following sections.

Major / Minor New Construction \$1,430,000  
(Capital Plan Reference W-1)

This program includes the planning, design and construction of new facilities or major additions/expansions to existing facilities. Included in this program are the site planning and concept design and estimates work for a new Animal Shelter, strategic assessment and development of a City Hall Back-up Operations plan to ensure effective operations during an emergency, and rehabilitation of the green roof at the Vancouver Archives.

General Capital Maintenance \$2,595,000  
(Capital Plan Reference W-3)

This program is intended to address the lifecycle replacement and major maintenance of building systems at various civic-use facilities to enable them to remain functional for their intended use and life span. Funding for this program allows for general Capital Maintenance including HVAC Systems, Mechanical Systems, Electrical Systems, Fire Protection Systems, Building Interior Systems, and Building Envelope (including roofing).

Building Specific Capital Maintenance \$0



(Capital Plan Reference W 3-3)

This program is intended to address special capital maintenance projects that are linked to specific programs or facilities or are significant in size /cost and must be done in their entirety or not at all. There are no new projects planned for 2011 in this Program. However, four projects implemented in 2010, all of which are receiving partial funding through the Federal Infrastructure Program are scheduled for completion in Spring 2011. These projects include: Orpheum Upgrades & Capitol 6 Interface & Finish, QET Plaza Improvements and Carnegie Centre - Heritage Window and Main Stair Rehabilitation and the City Hall - Façade and Window Rehabilitation.

PNE Capital Maintenance \$200,000

(Capital Plan Reference W 3-4)

This program consists of funding for Capital Maintenance at the PNE. Specific lifecycle replacement work planned for 2011 includes the replacement of the roof membrane on the lower roof of the Agrodome.

Renovation and Enhancement \$1,800,000

(Capital Plan Reference W-4)

This category of work covers renovations, improvements, and enhancements to support changes in programming or building usage. The priorities for this work are considered more discretionary and are managed separately from Capital Maintenance. Projects planned for 2011 include Accessibility upgrades and Seismic planning for the City Hall Tower.

Inspections and Audits \$85,000

(Capital Plan Reference W-5)

This program is intended to investigate and develop action plans relating to emergent health, safety, and environmental issues arising in City facilities and to conduct general condition assessments of City buildings in order to prepare long-term recapitalization plans. Sub-categories include facility condition audits, indoor air quality investigations, and environmental site assessments.

Environmental Program \$1,280,000

(Capital Plan Reference W-6)

This program consists of projects involving the removal/abatement of identified hazardous materials from City facilities and the development and implementation of an expanded corporate recycling program at various City facilities. This program includes an allocation to support the implementation of the Corporate Waste Diversion Short Term Priority Charter 3C.

Software Applications \$400,000

(Capital Plan Reference W-9)

This is the remainder of the funding to acquire and implement software to provide lifecycle modelling and long range financial forecasting for the recapitalization requirements for Civic Facility assets. This initiative is part of the Short Term Priority Charter 10 A - Adopt a full life-cycle planning and enhanced management strategy for all City-owned facilities. Included in this project is an assessment of the software options/methodology available including: SAP application, Hansen application, 3rd party application, or an out-sourced service provider model.

Supplementary Emerging Priorities \$4,395,000

The following projects are being funded in Civic Facilities capital through the Emerging Priorities and Supplementary Capital process (see Appendix 4 for details):

- Major Office Accommodation Planning - a corporate - wide planning process that includes the re-population of City Hall (see Appendix 4 for more details).
- Security Phone Line Faults
- City Hall Window Rehabilitation
- Britannia Community Services Centre Schematic Design

Descriptions of these projects can be found in Appendix 4.

#### Source of Funds Summary

Capital Plan Ref #	Department	Budget	Funding Sources - 2011 Requests (\$000's)						
			Operating Funding	Debenture Funding	DCL Funding	CAC Funding	Other City Funding	City Funding	Other Funding
W1	MAJOR/MINOR NEW CONSTRUCTION	\$1,430	\$300	\$1,130	\$0	\$0	\$0	\$1,430	\$0
W3	GENERAL CAPITAL MAINTENANCE	\$2,595	\$2,515	\$80	\$0	\$0	\$0	\$2,595	\$0
W3-3	BUILDING SPECIFIC MAINTENANCE	\$0	\$0	\$0	\$0	\$0	\$0	\$0	\$0
W3-4	PNE CAPITAL MAINTENANCE	\$200	\$200	\$0	\$0	\$0	\$0	\$200	\$0
W4	RENOVATION AND ENHANCEMENT	\$1,800	\$1,800	\$0	\$0	\$0	\$0	\$1,800	\$0
W5	INSPECTIONS AND AUDITS	\$85	\$85	\$0	\$0	\$0	\$0	\$85	\$0
W6	ENVIRONMENTAL PROGRAM	\$1,280	\$1,280	\$0	\$0	\$0	\$0	\$1,280	\$0
	OTHER	\$400	\$400	\$0	\$0	\$0	\$0	\$400	\$0
	EMERGING PRIORITIES	\$4,395	\$0	\$4,395	\$0	\$0	\$0	\$4,395	\$0
<b>TOTAL CIVIC PROPERTY MANAGEMENT</b>		<b>\$12,185</b>	<b>\$6,580</b>	<b>\$5,605</b>	<b>\$0</b>	<b>\$0</b>	<b>\$0</b>	<b>\$12,185</b>	<b>\$0</b>

Note: Totals do not include debenture costs.

**Debenture Costs** **\$60,000**

\$60,000 in Debenture Costs has been allocated to Civic Facilities programs/projects.

**Community Services 2011 Basic Capital Budget** **\$21,097,000**

The 2011 Community Services Basic Capital Budget consists of three main Programs: Housing; Social and Cultural Facilities; and Neighbourhood Initiatives (Downtown Eastside Revitalization Program). Funding requests for 2011 are summarized in the following sections.

**Housing** **\$8,000,000**  
(Capital Plan Reference L)

The 2011 Housing Basic Capital Budget request is for Supportive Non-Market Housing sites and specifically, land acquisition and capital grants to contribute to partnerships for social and supportive housing. The objective of this initiative is to support Council's goal of ending street homelessness by 2015, and Council Policy to expand housing opportunities in Vancouver for low and modest income households with priority given to families with children, seniors on fixed incomes or in need of support, SRO residents, the mentally ill, the physically disabled, and others at risk of homelessness.

**Social and Cultural Facilities** **\$9,944,000**  
(Capital Plan Reference N)

Programs within the Social and Cultural Facilities Capital Budget include Childcare, Social and Cultural Facilities, Capital Grants, Special Projects, and Public Art.

Major programs/projects planned for 2011 include:

- Childcare - \$1,100,000 for Woodward's childcare to fit, finish and equip the facility.
- Social and Childcare Capital Grants (Social and Cultural Facilities) - \$500,000 to support the completion of childcare spaces at the Japanese Language School, \$2,700,000 Immigrant Services Society land acquisition project proposes to assist with the relocation of Welcome House to a more suitable location.
- Neighbourhood Initiatives - Funding of \$800,000 to Kitsilano Neighbourhood house to renovate and restore the old community hall.
- Cultural Infrastructure - Funding of \$1,300,000 for Cultural Infrastructure Grants program, plus \$200,000 for staffing and research associated with the grant program, plus \$1,000,000 for the remaining contribution for the York Theatre.
- Civic Public Art Program - \$1,300,000 for the incorporation of contemporary art into civic facilities (libraries, fire halls, community centres), infrastructure (bridges, bike routes, greenways), parks and other open public spaces. Provide the public with an experience of art in everyday settings.

**Downtown Eastside Revitalization Program** **\$1,000,000**  
(Capital Plan Reference O)

The major program/project requests for the Downtown Eastside Revitalization Program for 2011 are:

- Public Realm and Infrastructure - \$300,000 for public realm enhancements and community-based programming to improve neighbourhood liveability and quality of life for residents.
- Emerging Initiatives in Oppenheimer District - Funding of \$700,000 will supports and leverage investment in emerging community-based initiatives that help achieve Council priorities.

**Supplementary Emerging Priorities** **\$2,153,000**

The following projects are being funded in Community Services capital through the Emerging Priorities process (see Appendix 4 for details):

- Hastings Park - New Brighton Connection
- Hastings Park - Playland Master Plan
- Hastings Park - Signage Plan Update
- Hastings Park - Internal Trail and Park Connections
- Olympic Shelving
- Non Market Housing Furniture and Appliances

Descriptions of these projects can be found in Appendix 4.

Source of Funds Summary

Capital Plan Ref #	Department	Budget	Funding Sources - 2011 Requests (\$000's)						
			Operating Funding	Debenture Funding	DCL Funding	CAC Funding	Other City Funding	City Funding	Other Funding
L	SUPPORTIVE NON-MARKET HOUSING	\$8,000	\$1,000	\$0	\$7,000	\$0	\$0	\$8,000	\$0
N	SOCIAL AND CULTURAL FACILITIES	\$9,944	\$7,644	\$0	\$1,100	\$0	\$1,200	\$9,944	\$0
O	DTES REVITALIZATION PROGRAM	\$1,000	\$1,000	\$0	\$0	\$0	\$0	\$1,000	\$0
	NON CAPITAL PLAN	\$0	\$0	\$0	\$0	\$0	\$0	\$0	\$0
	EMERGING PRIORITIES	\$2,153	\$58	\$0	\$0	\$0	\$2,095	\$2,153	\$0
<b>TOTAL COMMUNITY SERVICES</b>		<b>\$21,097</b>	<b>\$9,702</b>	<b>\$0</b>	<b>\$8,100</b>	<b>\$0</b>	<b>\$3,295</b>	<b>\$21,097</b>	<b>\$0</b>

Note: Totals do not include debenture costs.

**Other 2011 Basic Capital Budget \$19,397,000**

Detailed Basic Capital Budget submission forms will be on file with the City Clerk by January 31, 2011.

**Library Basic Capital Budget \$1,933,000**  
(Capital Plan Reference I)

The 2011 Library Basic Capital Budget seeks funding for three projects:

- Riley Park/Hillcrest Library Branch - Request for the balance of funds for the conversion of part of the curling facility to a branch library.
- Branch and Central renovations/refurbishments - Request for funds to renovate and/or refurbish branch libraries and planning for same.
- Strathcona/DTES Library Branch - Request for additional funding to planning the new branch.

**Public Safety - Vancouver Fire and Rescue Services (VFRS) \$1,638,000**  
(Capital Plan Reference J)

**Supplementary Emerging Priorities \$1,638,000**

The following projects are being funded in Vancouver Fire and Rescue capital through the Emerging Priorities and Supplementary Capital process (see Appendix 4 for details):

- Fire Hall #5 Additional Design Funding
- Fire Hall Capital Maintenance
- USAR Warehouse, Mustering and Training Facility
- USAR Equipment Replacement
- Training Equipment and Retrofit
- Earthquake Preparedness

Descriptions of these projects can be found in Appendix 4.

**Information Technology & Business Transformation 2011 Basic Capital Budget \$16,076,000**  
(Capital Plan Reference U)

**Information Technology Basic Capital Budget \$1,576,000**

The 2011 IT Basic Capital Budget consists of funding to continue two ongoing projects: Web Content Management System (Web Renewal) and VanDocs (ERDMS Electronic Records and Document Management System), and to fund one new project: SAP Development (Public Sector Budgeting).

**1. Web Content Management System (Web Renewal)**

The purpose of the Web Renewal project is to create an integrated web presence for City-funded websites (internal and external-facing) that will provide users with an easy-to-use, reliable platform for accessing timely, accurate and authoritative information, for participating in democratic processes and for fulfilling their commercial and service transactions. \$240,000 will be allocated to continue this project.

**2. VanDocs (ERDMS Electronic Records and Document Management)**

VanDocs is the City's enterprise-wide records repository. The project objective is to build and implement a records repository that manages the entire life-cycle of electronic records, from creation to final disposition. \$1,136,000 will be allocated to continue this project.

**3. SAP Development (Public Sector Budgeting)**

This project will provide functionality to automate and improve budget information for decision making purposes. Key functionality in the solution includes: Automated Budget Book Publishing, Salary and Benefits Projections, Performance Metrics, Expenditure and Revenue Forecasting, and Distributed Budgeting. \$200,000 will be allocated to fund this project.

**Information Technology Infrastructure and Expansion Plan \$4,094,000**

The IT Infrastructure and Expansion Plan provides for life-cycle replacement of obsolete information technology infrastructure and for expansion of existing infrastructure to maintain existing service levels or meet new business demand.

The 2011 IT Infrastructure Budget consists of six programs as shown below. The total amount of \$4,093,768 is to be funded through the 2011 allocation of funds to the Plan.

**1. Storage and Backup Expansion and Renewal**

\$313,663 will fund projects to increase the City's data storage capacity by 30%, replace of end of life SAN storage, and upgrade backup systems and storage.

**2. Security Enhancements and Renewal**

The City continually reviews its computer systems to ensure they are secure and that the City's data is secure. Security reviews and audits have identified several areas where City computer systems security should be enhanced to meet known and evolving security risks.

\$266,155 will fund projects to enhance network security for the Vancouver Police Department network, enhance mobile computing security, and to enable the expanded use of digital security certificates.

**3. Server and Equipment Replacements**

\$476,500 will fund projects to replace end of life servers and to prepare for a major 2012 PC replacement program.

**4. Network Infrastructure**

\$1,037,650 will fund projects to expand the City's fibre network, replace end of life networking equipment, and upgrade the VPL public network to meet City network standards.

**5. Applications**

\$945,000 will fund projects to migrate applications from end of life databases to current versions, enhance redundancy of the City's systems used for citizen billing, continue to enhance the City's Open Data initiative, and to perform other application upgrades and updates.

**6. Information Technology management system upgrades**

\$1,054,800 will fund projects to implement management tools to enhance the management of IT projects and resources and to implement a desktop PC power management tools to reduce PC power consumption.

**Supplementary Emerging Priorities**

**\$10,406,000**

The following projects are being funded in Information Technology and Business Transformation capital through the Emerging Priorities and Supplementary Capital process (see Appendix 4 for details):

- Amanda Portal
- Web Redevelopment
- VPD Arrest and Booking Replacement

- Permits and Licensing Reengineering
- Inventory and Warehousing
- Fabrication Service Rationalization
- Public Works Rationalization
- AP Automation and E-Procurement
- Human Resources Systems Enhancements Assessment

Descriptions of these projects can be found in Appendix 4.

#### Source of Funds Summary

Capital Plan Ref #	Department	Budget	Funding Sources - 2011 Requests (\$000's)						
			Operating Funding	Debenture Funding	DCL Funding	CAC Funding	Other City Funding	City Funding	Other Funding
I	LIBRARY	\$1,933	\$0	\$1,664	\$0	\$0	\$269	\$1,933	\$0
J	PUBLIC SAFETY - FIRE & RESCUE EMERGING PRIORITIES	\$1,638	\$350	\$1,288	\$0	\$0	\$0	\$1,638	\$0
U	IT/BUSINESS TRANSFORMATION	\$5,670	\$1,576	\$0	\$0	\$0	\$4,094	\$5,670	\$0
	IT/BUSINESS TRANSFORMATION EMERGING PRIORITIES	\$10,406	\$4,592	\$5,614	\$0	\$0	\$200	\$10,406	\$0
<b>TOTAL</b>		<b>\$19,647</b>	<b>\$6,518</b>	<b>\$8,566</b>	<b>\$0</b>	<b>\$0</b>	<b>\$4,563</b>	<b>\$19,647</b>	<b>\$0</b>

Note: Totals do not include debenture costs.

#### Debenture Costs

\$93,000 in Debenture Costs has been allocated to Other programs/projects as follows:

- Library \$20,000
- Public Safety - Fire & Rescue \$10,000
- IT/Business Transformation \$63,000

## Supplementary Emerging Priorities Summary

There were several projects that were not contemplated at the time the 2009 - 2011 Capital Plan that emerged as priorities in the 2011 Capital Budget. The supplementary capital allocation as well as unallocated capital funds, reserve funds and internal financing are being proposed to fund these projects, with a total budget of \$19.272 million.

A description of the projects, the budget amount and the proposed funding source is below.

### 1. Hastings Park (as recommended in the December 2010 Council Recommendations)

#### - New Brighton Connection (\$790,680 from the Hastings Park Reserve)

Creation of linear park pedestrian/bicycle connection and stream connection from Hastings Park to New Brighton Park; This project is necessary to improve community access to the waterfront. This connection also ties in with transportation/commuter bicycling routes to and from the 2nd Narrows Bridge. This corridor is also the location of the anticipated day-lighted stream connection between the Sanctuary in Hastings Park and Burrard Inlet. Accommodation of the stream channel would also be included in the scope of this project

#### - Playland Master Plan (\$150,000 from the Hastings Park Reserve)

Master Plan for Playland will provide an overall phased strategy for expansion and greening, dovetailed with relocation to accommodate the proposed Hastings Park improvements. This project is necessary to provide a plan for expansion, renewal and greening of Playland as directed by Council. This plan is also necessary to provide a strategy for relocation of portions of Playland to allow for the expansion of park space and greenway connections within Hastings Park.

#### - Signage Plan Update (\$155,000 from the Hastings Park Reserve)

Update of Hastings Park Signage Plan and on-going implementation. The update will provide: destination identification (entrance gates, parking areas, Hastings Racecourse etc.), park components, traffic flow and pedestrian/bicycle way finding needs (coordinated with New Brighton pedestrian and bicycle connection and proposed internal trail connections);

#### - Internal Trail & Park Connections (\$853,750 from the Hastings Park Reserve)

Creation of internal pedestrian and bicycle trail connections; creation of park connections/corridors between existing park spaces. This project will improve pedestrian and bicycle access through - and between existing park spaces in Hastings Park. Through the use of signage, bollards, landscaping and various pavements - temporary and where possible permanent trails will be created to enhance connections east/west, north/south, around park perimeter and enhance connections between the Italian Gardens and the Sanctuary.

#### - Empire Field Reinstatement (\$350,000 from Parks Development Cost Levies)

Reinstatement of community sports fields (conversion to synthetic turf with lighting 2 soccer fields, 2 ball diamonds), running track and implementation of portion of perimeter pedestrian + bicycle trails (840m) surrounding site.

#### - The Plateau Youth Sports Park (\$80,000 from Parks Development Cost Levies)



Adjacent to Empire Fields, the Plateau Youth Park contains bike skills park (dirt jumps + trials area), basket ball courts, and landscaped flex area for multi-purpose use. Youth sports park is a public park component of the Hastings Park Master Plan.

## 2. Information Technology and Business Transformation

- Amanda Portal (\$194,000 from Capital from Revenue-2011 Supplementary Capital Allocation)  
Online application for dog and business licenses. The expected benefits include increased administrative efficiencies, an increase in the number of dogs being licensed and increased license revenue.

- Web Redevelopment (\$990,000 from Capital from Revenue-2011 Supplementary Capital Allocation)

The purpose of the Web Renewal project is to create an integrated web presence for City-funded websites (internal and external-facing) that will provide users with an easy-to-use, reliable platform for accessing timely, accurate and authoritative information, for participating in democratic processes and for fulfilling their commercial and service transactions. This is funding in addition to the \$2 million received in the 2009 - 2010 Capital Plan and is required to complete the project.

- Permits and Licensing Reengineering Project (\$5,614,000 reallocation of debenture funding from Street and Bridge Infrastructure)

Replace Prism with new software that will modernize and simplify the zoning and development process, providing citizen centric & E-govt solutions. The overall purpose of this project is to improve customer service by transforming the process of submitting, tracking, reviewing and issuing all permits and licenses City-wide through enhanced business processes and a new technology platform. The goal is to achieve service delivery that is efficient, effective, reliable, and sustainable, and that provides customers with one-stop access and easy means of self-help in attaining permits or licenses.

- VPD Arrest and Booking System Replacement (\$465,560 from capital from revenue - 2011 Supplementary Capital Allocation)

\$465,560 will fund the replacement of the system used to process police arrests and booking. The current system is out of date and no longer supported by the vendor. The replacement system will provide real time access to in-custody information to VPD and other police forces.

- Accounts Payable Automation (\$501,560 from unallocated capital from revenue) and E-Procurement (\$1,839,940 from unallocated capital from revenue)

The fundamental objective of the E-Procurement and AP Automation initiatives is to streamline/automate key SAP related business processes across the organization. In particular: 1 Streamline key, time-intensive business processes; 2. Allow staff to focus on value-added activities 3. Improve COV purchasing information.

- Human Resources Systems Enhancements Assessment (\$200,000 from IT Reserve)

\$200,000 will fund a project to evaluate the ability of existing enterprise systems to address new Human Resources programs and to develop a detailed project plan to implement the new functionality. These HR programs include: performance development, employee self-service, attendance reporting phone system and code of conduct reviews. A review of alternative

software solutions will be conducted if preliminary analysis determines that existing applications do not meet the business need.

- Inventory & Warehousing Project (\$200,000 unallocated capital from revenue)

The scope of work for the Inventory and Warehousing project may include some facilities planning, including purchase and implementation of a new storing/shelving systems. This will be further determined based on analysis currently being done by the Vancouver Services Review team.

- Fabrication Services Rationalization Project (\$200,000 from unallocated capital from revenue)

VSR project to eliminate duplication of fabrication services. Capital funds are for any additional capital equipment or infrastructure required to relocate the services under one city department. This will be further determined based on the analysis to be done by the Vancouver Services Review team.

- Public Works Rationalization Project (\$200,000 from unallocated capital from revenue)

The purpose of this project is to eliminate duplication of services, centralize public works crew supervision and create efficiencies such as reduced travel time to job sites. This will be further determined based on the analysis to be done by the Vancouver Services Review team.

### 3. Public Safety

- Fire Classroom Training Equipment and Retrofit (\$100,000 from capital from revenue - 2011 Supplementary Capital Allocation)

Provide for Training division's classroom furniture and electronic training tools; chairs, tables, desks, E-learn work stations, video-conferencing, permanently mounted LCD projectors and a smart board.

- Urban Search and Rescue Warehouse, Mustering & Training Facility and Equipment Replacement (\$288,000 from Public Safety debenture funding)

This includes the balance of the funding (\$0.2 million) for the new USAR facility approved in 2010. The balance of the funding is for the Vancouver Task Force1 HUSAR team's 5 year training, equipment acquisition and financial plan to achieve the requirements to maintain it's designation as a HEAVY USAR team.

- Earthquake Preparedness (\$250,000 from unallocated capital from revenue)

This is funding for additional communications and emergency equipment as part of the City's Earthquake Preparedness Plan

- Fire Hall Capital Maintenance (\$870,000 from Public Safety debenture funding)

This funding is for maintenance, including painting, building envelope repairs (window, roof etc), gender neutral upgrades at highest priority halls and furnishings and fixtures for the halls.

- Additional Funding for Fire Hall #5 Design (\$130,000 from Public Safety debenture funding)  
Additional funding for the design of Fire Hall #5

### 4. Civic Facilities

- Major Office Accommodation Planning (\$1,250,000 from Civic Facilities unallocated debenture funding)

Strategic alignment of Departmental Services with their Office Accommodations, and reconsolidation of civic departments into City owned facilities to reduce leasing costs. The project also includes minor adjustments to the HVAC system to improve the existing marginal air distribution, and additional security measures for City Hall. This is a corporate-wide planning process that will work towards achieving the following strategic objectives:

- Repopulation of City Hall
- Adjustments to approving the functionality of existing space in the Van City building (515 West 10<sup>th</sup> Ave)
- Move of staff operations out of commercial rental space
- Accommodation of additional short term and medium term increases arising from the Vancouver Services Review
- Consolidation of staff to achieve improved performance (e.g. consolidation of staff arising from the IT Shared Services Review)

- Security Phone Line Faults (\$100,000 from Civic Facilities unallocated debenture funding)

To retain a consultant to assess potential phone line faults in the fire alarm monitoring station to determine the cause and rectify the problem.

- City Hall Window Rehabilitation (\$425,000 from Civic Facilities unallocated debenture funding)

The City Hall tower is under going a rehabilitation of it's exterior windows from single pane to dual pane. This is part of a Federal Infrastructure Project. Also, existing dual pane windows that are not functioning properly should be replaced. An additional \$425,000 is required due to the tender coming in at a higher amount than originally budgeted.

- Britannia Community Services Centre Schematic Design (\$120,000 from Civic Facilities unallocated debenture funding)

Funding to support architectural services to proceed with the schematic design phase of the upcoming Capital Plan submission for renovations of/additions to Britannia Centre.

- Southeast Vancouver Senior Centre (\$2,500,000 from Civic Facilities unallocated debenture funding)

Proposed addition to Killarney Community Centre, based on an early feasibility study. Vancouver would be responsible for a portion of the capital cost conditional on external funding.

## 5. Miscellaneous

- Non Market Housing Furniture and Appliances (\$58,000 from unallocated capital from revenue)

- Southeast False Creek Non Motorized Boating Dock and Ferry Terminal (\$500,000 Reallocation of funding from closed projects)

- Olympic Shelving (\$145,000 from the Olympic Legacy Reserve)

## CAPITAL PROGRAM REVIEW

In September 2009, the Corporate Management Team approved a review of the City's capital process and assigned it to the Vancouver Services Review Team. The Capital Program Review will examine and recommend improvements to all major steps, including planning and budgeting, project approval and execution, and reporting of project status and financials.

The purpose of the Capital Program Review is to ensure that the City manages its capital assets and investments:

- more comprehensively on a City-wide basis
- with greater rigour and transparency
- in a manner that yields greater 'value for money'
- in a manner that uses staff resources more efficiently

The first phase of work is a review of the way in which the City does its capital planning and budgeting. Currently, the City uses two tools: a 3-year Capital Plan and a 1-year Capital Budget. The approved future state is a three-step process, consisting of: a) 10-year Capital Strategy; b) 3-year Capital Plan; and c) 1-year Capital Budget with a 2-year forecast.

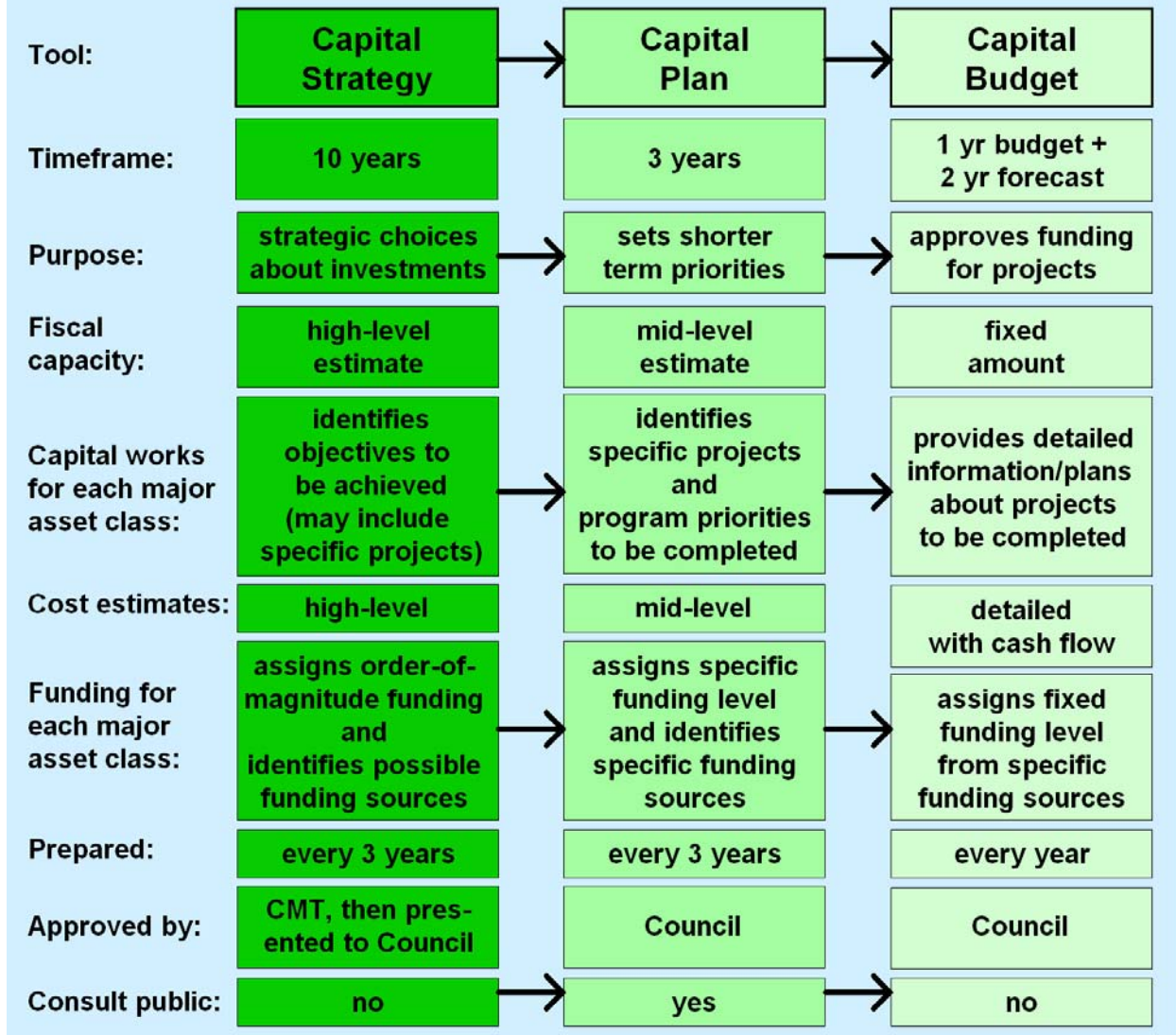
The 10-year Capital Strategy will identify objectives to be achieved for all major civic asset categories and list large-scale projects over the next 10 years. By increasing the timeframe from three to ten years, it will improve the City's ability to perform long-term asset management. The 10-year Capital Strategy will have three main functions:

- act as a framework for preparing the 3-year Capital Plan;
- assist with determining projects to be advanced should additional funding become available; and
- guide what public amenities are generated via the rezoning and development permit processes.

The 10-year Capital Strategy will be updated every three years.

The 3-year Capital Plan will set the shorter-term priorities and identify specific projects and program priorities to be completed. The 1-year Capital Budget will continue to be the process by which funding is approved for specific projects. Starting in 2012, the 1-year Capital Budget will include a 2 year rolling forecast, so that there is always a three year outlook when Council approves the Budget.

## CAPITAL PROGRAM REVIEW FUTURE STATE: PLANNING & BUDGETING



There will also be a noticeable change to the classification system in capital documents. Currently, the City structures its Capital Plan and Budget department by department. The approved future state is to move to a service-based classification system, using the following categories and sub-categories:

Categories	Sub-categories
Community Facilities	Childcare Arts and culture Libraries and archives Recreation Social Entertainment and exhibition
Parks and Public Spaces	Parks and open spaces Seawall and recreational trails Street trees Public art
Housing	Non-market rental housing Supportive housing Market rental housing
Transportation	Walking and cycling Transit Major roads Local-serving roads Parking
Utilities	Waterworks Sewers Sanitation Neighbourhood energy utility
Public Safety	Police Fire Animal Control
Civic Infrastructure	Administrative buildings Service yards Vehicles and equipment Information technology
Capital Grants	Grants to non-profit groups Grants to property owners
Investments	Investments in real estate Investments in buildings to be leased

Benefits of the new classification system include: a) elected officials, staff and the public can better understand the classification system, leading to greater transparency and accountability; and b) assets that have similar functions will now be in the same category, which will improve the decision-making process.

These changes will be instituted as part of the upcoming 2012-2021 Capital Strategy and the 2012-2014 Capital Plan.

## Appendix 6 - Strategic Transportation Projects - Additional Details

The City is committed to Active Transportation improvements that make both walking and cycling safer, more interesting and more convenient (1995 Greenways Plan, 1997 Transportation Plan, 1999 Bicycle Plan, and 2002 Downtown Transportation Plan).

This appendix describes in more detail five projects proposed as part of the 2011 Streets and Transportation Capital Budget. The five projects are:

### *North Arm Trail Greenway (Phase 1) - Angus Drive to Vivian Drive*

Refer to the end of this appendix for a map of the route and a description of proposed improvements. Staff propose significant improvements to three major road crossings; diversionary traffic calming at four locations; pedestrian- and cyclist-oriented wayfinding; streetlighting improvements; public art opportunities; and seating areas.

Residents have been engaged in planning of the route for the past two years, through hand-delivered newsletters, open house meetings, website updates and invitations to provide comment. Support for this project has been consistent throughout the consultation process. Upon review of the detailed designs in June 2010, more than two-thirds of respondents supported the proposal to make cycling and walking safer, more interesting and more convenient, and to "green" the City.

Twenty percent of those providing comments did not support the proposed greenway plan; the majority of those opposed did not want change of any kind to their street. The remainder expressed concern about diversionary traffic changes that may result in longer trips by motor vehicle to access their homes or nearby businesses. Concerns that traffic diversions would divert shortcutting traffic to neighbouring local streets were also heard. Some concerns were expressed over loss of parking on the street but staff worked with residents to address these.

The total project budget is \$2,400,000, with \$411,000 already committed by TransLink through the Bicycle Infrastructure Capital Cost Sharing (BICCS) Program; staff are requesting allocation of \$1,989,000 to complete the project in 2011.

### *45<sup>th</sup> Avenue Bikeway - Carnarvon Street to Ontario Street*

Refer to the end of this appendix for a map of the route and identification of proposed improvements, which include pavement markings and traffic circles. No diversionary traffic calming is currently proposed. Residents along the proposed route have been notified of the proposed changes. The limited number of concerns that were raised have been addressed by staff. The total project budget is \$670,000, with \$335,000 of BICCS funding already committed by TransLink; staff are requesting allocation of \$335,000 to complete the project in 2011.

### *Dumfries Bikeway - 14<sup>th</sup> Avenue to 37<sup>th</sup> Avenue*

Refer to the end of this appendix for a map of the route and identification of proposed improvements, which include an off-street path through Clark Park, pavement markings, traffic circles, and pedestrian bulges. No diversionary traffic calming is currently proposed. Residents along the proposed route have been notified of the planned changes. The limited number of concerns that were raised have been addressed by staff. The total project budget is \$560,000, and staff are requesting allocation of the full amount to complete construction in 2011. Staff are continuing to pursue external funding.



### *Prince Edward Bikeway - 37<sup>th</sup> Avenue to 59<sup>th</sup> Avenue*

Refer to the end of this appendix for a map of the route and identification of proposed improvements, which include pavement markings and traffic circles. Public consultation has not yet started. Residents will be advised and invited to comment on the planned improvements. As all planned measures are non-diversionary, no significant concerns are expected. The total project budget is \$1,000,000, and staff are requesting allocation of \$750,000 in 2011 to complete construction of eight traffic circles; installation of a \$250,000 pedestrian- and cyclist-activated signal will be included in the 2012 Traffic Signal Program. Staff are continuing to pursue external funding.

### *Comox-Helmcken Greenway, from Stanley Park to Burrard Street*

Refer to the end of this appendix for a map showing the proposed Comox-Helmcken Greenway corridor. This project represents the first stage in completing the planned connection of the popular Central Valley Greenway through Downtown to Stanley Park.

The Active Transportation Branch has recently been established within Engineering to coordinate bikeway and greenway projects to ensure that street improvements are optimized for both pedestrians and cyclists and that the new infrastructure promotes more trips by active modes. This will be a pilot project for a complete Active Transportation Corridor between Stanley Park and Burrard Street that will feature designs that optimize street enhancements for both walking and cycling, supporting short trips of pedestrians and longer trips of cyclists.

In particular, an Active Transportation Corridor will invite new pedestrian and cyclist traffic, providing comfortable and convenient access to key destinations such as nearby schools, parks, and commercial centres. The corridor will have a thoughtful and engaging design that integrates vulnerable road users with: road crossings that prioritize the safety of pedestrians and cyclists, sufficient and appropriate space for all users and facilities that allow users to rest and enjoy their urban surroundings.

The total project budget to complete the connection from the Central Valley Greenway to Stanley Park is estimated at \$3,460,000; staff are requesting that Council approve allocation of \$1,000,000 to construct the first stage, from Stanley Park to Burrard Street, in 2011. Staff would begin consultation with residents shortly after approval and would report back to Council only if significant issues arise. Construction for this phase is expected to begin in the fall following final public consultation and continue into 2012. Staff will conduct more public consultation in 2012 for the section between Burrard Street and the Central Valley Greenway, and will request additional funding as part of the 2012 capital budget process.

### *Implementation Plan*

In locations where diversionary traffic calming is proposed, staff recommend that diverters be installed initially on a temporary basis. Monitoring of motor vehicle, pedestrian and bicycle traffic would be conducted prior to installation of the temporary diverters, and again following a minimum six-month trial period. If significant negative impacts on neighbouring streets are observed, or if the desired outcome is otherwise not being achieved, the strategy would be reviewed and alternatives considered.

# North Arm Trail Greenway Proposed Improvements

New sidewalk between Granville St. and Cartier St.;  
 Separated bike lanes on Park Dr.;  
 Improved bike crossing at Granville St.;  
 Seating area with drinking fountain;  
 Partial closure at Granville St. and Park Dr. - no turning onto eastbound 59th Av. from Park Dr.;  
 No turning onto westbound 59th Av. from Granville St.;  
 One-way westbound at Park Dr. and 59th Av.

Improved bike and pedestrian crossing at 59th Av. and Argyle St.;  
 Right-in Right-out diverter at 59th Av. and Argyle St.;  
 Separated bike lane on Argyle St. leading to Prestwick Dr.;  
 Seating with a drinking water fountain at Prestwick Dr. and Argyle St.

Traffic calming between Gladstone St. and Vivian Dr. including traffic circles and bulges;  
 Normalization of intersection at Ashburn St. and Elliott St. to improve pedestrian, cyclist and motor vehicle movements;  
 Separated bike lane northbound on Elliott St.;  
 Seating area at intersection of Ashburn St. and Elliott St.



Install traffic circles, corner bulges, one-way priority sections;  
 Right-in Right-out diverter at Cambie St. and 59th Av.;  
 Diagonal diverter at Ontario St. and 59th Av.;  
 Seating area with views over Winona Park, and a drinking water fountain at the corner of Yukon St. and 59th Av.

Traffic calming between Prince Albert St. and Inverness St. including traffic circles and bulges;  
 Seating with views over Moberley Park, and a drinking water fountain at Windsor St. and 59th Av.

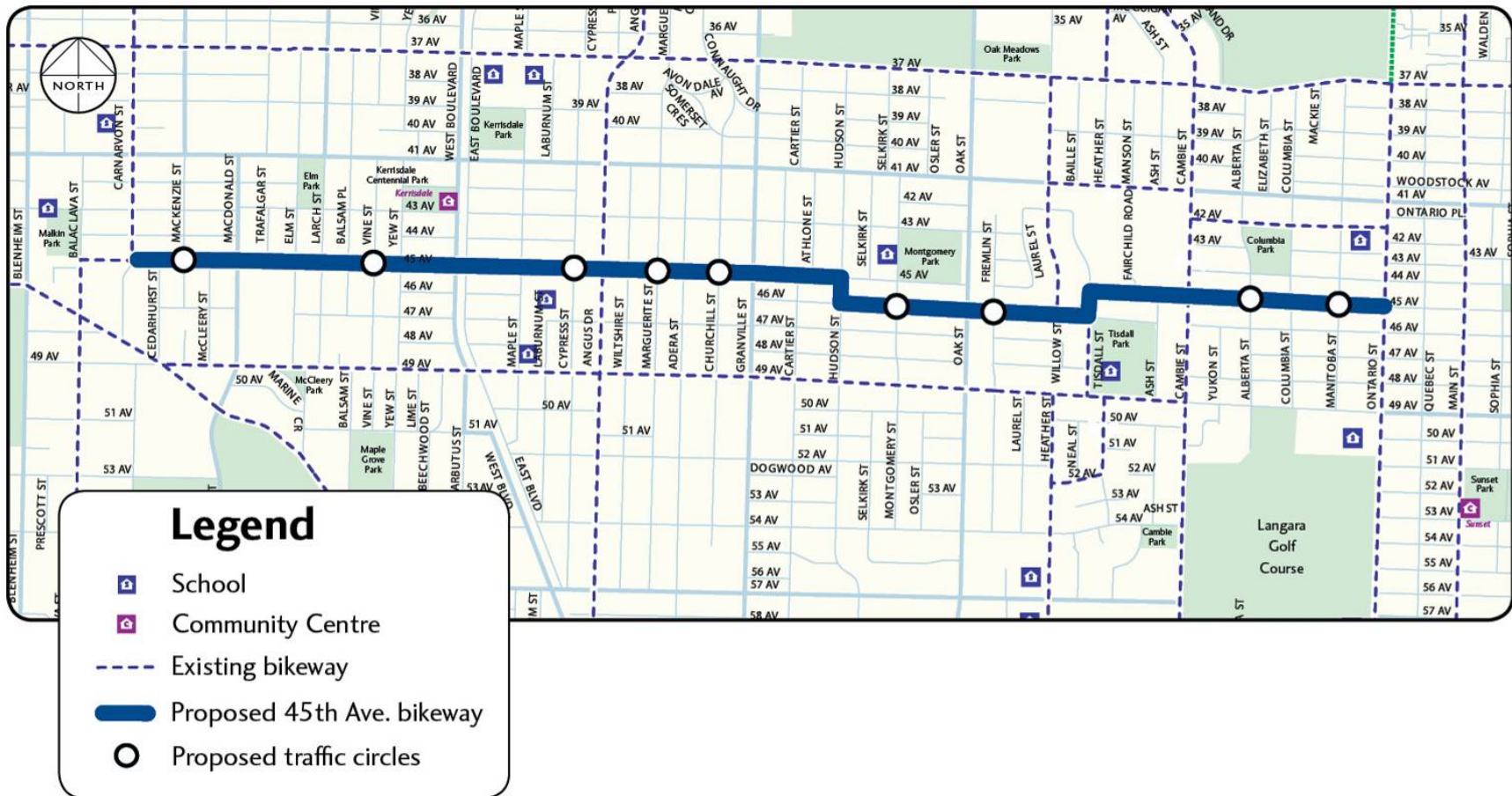
**Legend**

- School
- Community Centre
- Existing bikeway
- North Arm Trail Greenway
- Proposed bikeway

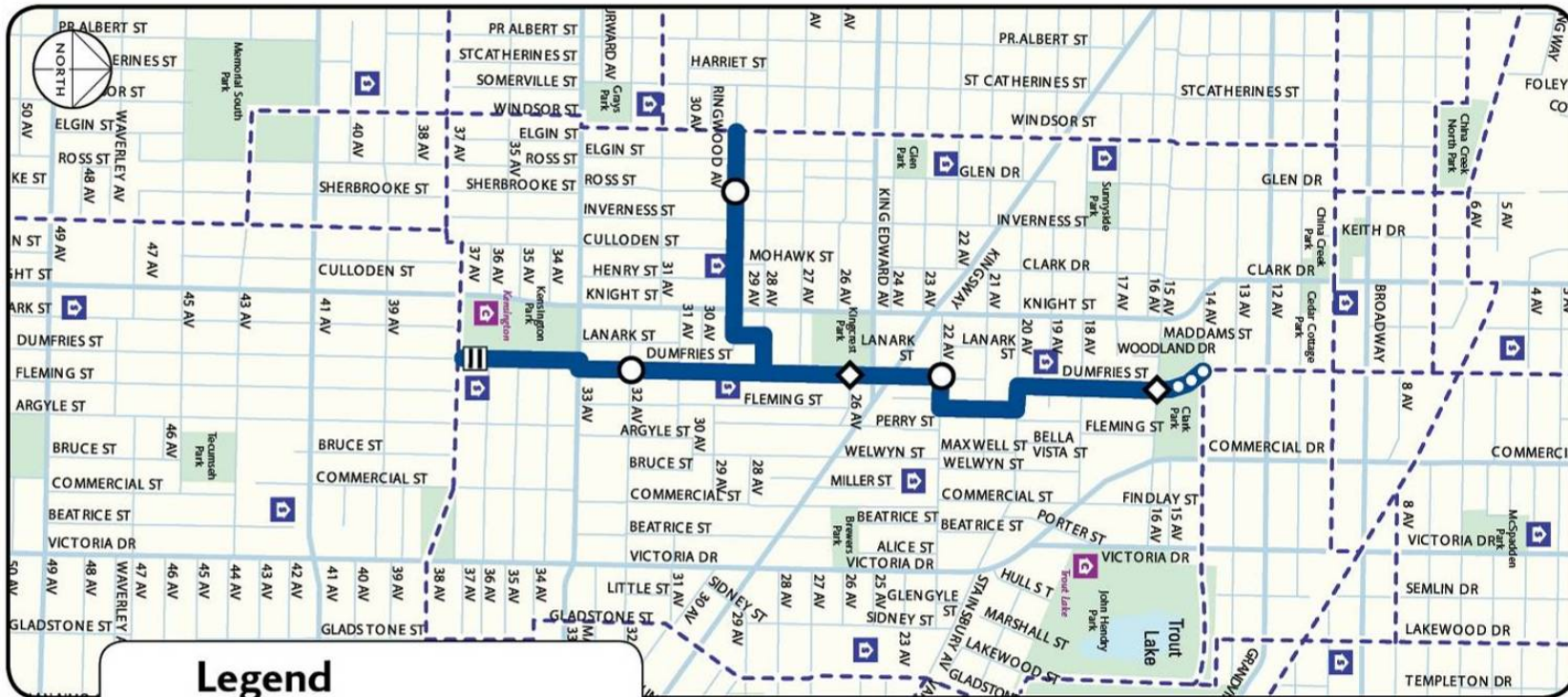
**Proposed Changes**

- Corner bulges
- Traffic circles
- One-way priority
- Diverters
- Traffic signal
- One-way sections
- Separated bike lane
- Normalize intersection
- Seating areas

# 45th Avenue Bikeway Proposed Improvements



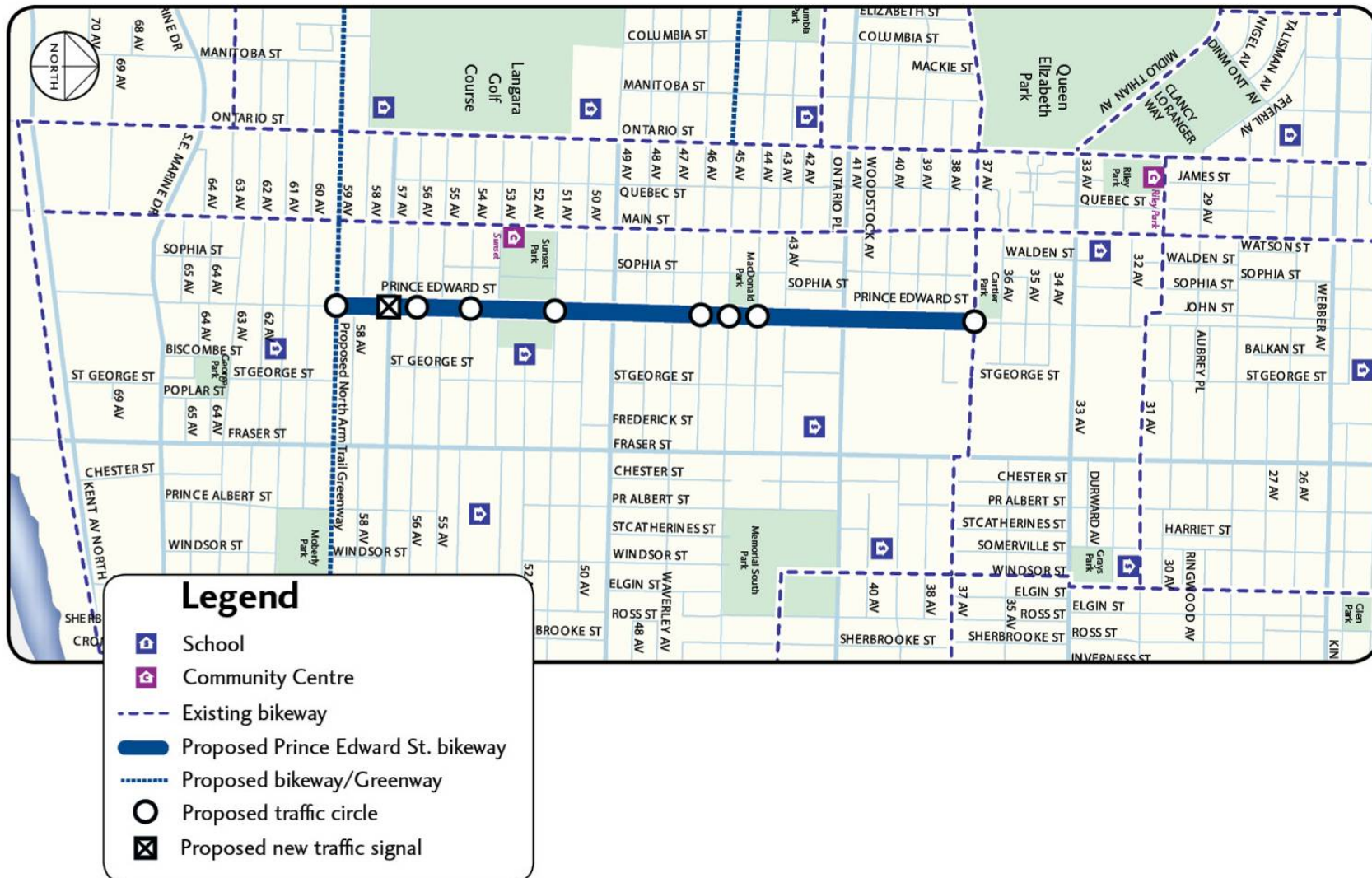
# Dumfries St. Bikeway Proposed Improvements



**Legend**

-  School
-  Community Centre
-  Existing bikeway
-  Proposed Dumfries St. bikeway
-  Proposed Dumfries St. off-street bikeway
-  Proposed traffic circle
-  Proposed corner bulges
-  Proposed raised crosswalk

# Prince Edward St. Bikeway Proposed Improvements



# Comox - Helmcken Corridor

