



Vancouver Board of Parks and Recreation

Park Board Committee Meeting September 29, 2014

Visit the Park Board website at: vancouverparks.ca



Vancouver Board of Parks and Recreation

Chair's Report September 29, 2014

Visit the Park Board website at: vancouverparks.ca

Bloedel Conservatory



Plaque Celebration - Frances E. Willard



German National Day





VANCOUVER

BOARD OF PARKS
AND RECREATION



Vancouver Board of Parks and Recreation

Healthy City Strategy

September 29, 2014

Visit the Park Board website at: vancouverparks.ca

A Healthy City for All

Healthy City
Strategy
2014-2025

Presentation to
Board of Parks
and Recreation

September 29, 2014



Healthy City Strategy Presentation Overview



1. Background
2. Framework
3. Strategy development
4. Park Board Strategic Alignment
5. Next Steps

Background



- Growing and aging population – number of seniors expected to double by 2036 BC Statistics, 2012
- Second highest low income rate compared to other large Canadian cities (21%) Statistics Canada, 2010
- 35% of kindergarten children are vulnerable in Vancouver UBC Human Early Learning Partnership Early Development Instrument, 2011-13
- Growing gap between rich and poor Conference Board of Canada, 2011
- Health inequities – *avoidable* inequalities in health between groups of people Health Officers Council of BC, 2008



Framework

One Vision, Twelve Goals



Strategy development Timeline



PUBLIC
ENGAGEMENT

HEALTHY CITY FOR ALL
LEADERSHIP TABLE

HEALTHY CITY STRATEGY
TECH TEAM

LITERATURE AND BEST PRACTICE REVIEW

CONSULTATION WITH KEY DEPARTMENTS AND KEY PARTNERS

HEALTHY CITY
SUMMIT
with VCH
(June 2012)

CITY-VCH
MEMORANDUM OF
UNDERSTANDING
SIGNED
(March 2013)

HEALTHY CITY
SUMMIT
with VCH
(June 2014)

2012

2013

2014

Strategy development Public Engagement



Create green spaces that are open and encourage social interaction as well as physical activity

We need more education opportunities for newcomer adults at community centres

We need more public art and public poetry that represents the diverse groups in a neighbourhood

Ensure that licensed quality childcare is available for all families that want it

Think of streets as if cars didn't control them

Healthy City Strategy

Park Board Strategic Alignment



2015 – 2018 Short Term Actions

2015 – 2025 Healthy City Strategy Long Term Outcomes

Active Living and Getting Outside



LONG-TERM OUTCOME:

Vancouverites are engaged in active living and have incomparable access to nature



TARGETS:

By 2020: **All** Vancouver residents live within a 5 minute walk of a park, greenway, or other green space

By 2025: **increase** the percentage of Vancouver residents aged 18 and older who meet the Canadian Physical Activity Guidelines by **25%** over 2014 levels

BASELINES:

92.7%

of the city's land base is within a 5 minute walk of a green space (2013)

44.8%

of Vancouver residents aged 18 and older are meeting the Canadian Physical Activity Guidelines (MHMC, 2014)

the **BIG** shift:

Bring active living into people's everyday lives through a **focus on improving people's knowledge** of the importance of regular/daily physical activity and providing a **wide range of facilities and amenities.**



CITY actions planned:

Implement the Physical Literacy recommendations of the Vancouver Sport Strategy to **promote physical activity and fundamental skill development** citywide in children ages 0-12.

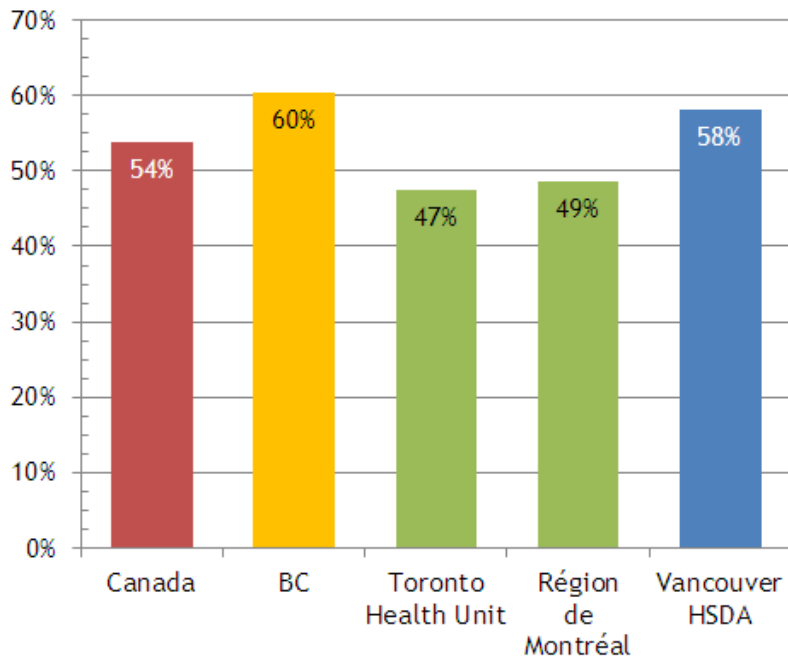
Create, adopt, and implement **active design guidelines**

Implement the Active and Healthy Living recommendations of the **Age-Friendly Action Plan.**



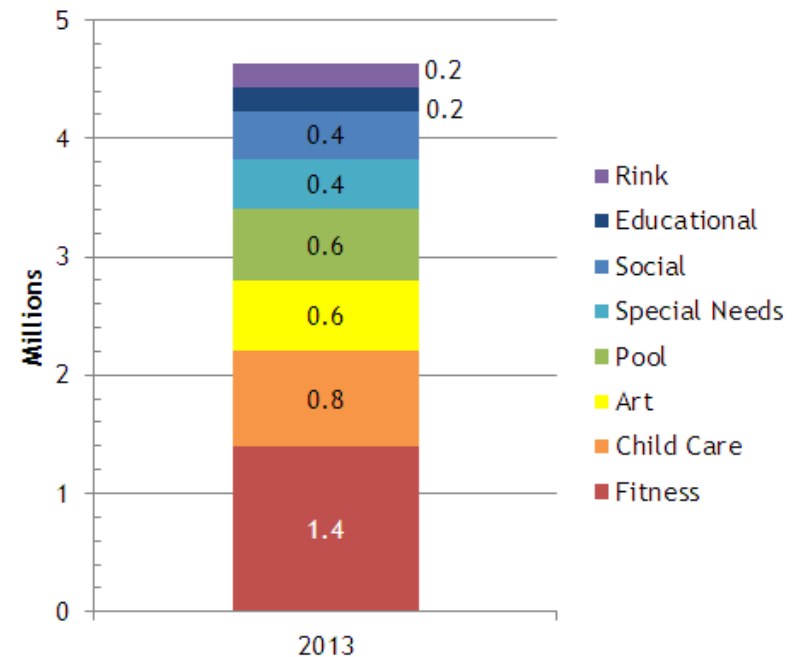
Reported Physical Health

Active During Leisure Time,
Selected Areas 2011/12 CCHS



Recreation Use

Recreation Centre Program Visits,
Distribution by Type, 2013



Getting Outside



the **BIG** shift:

Bring nature into people's everyday lives; creating a city where **people and nature flourish together.**



CITY actions planned:

Ensure residents are able to **access an array of high quality parks**, green spaces, and other public spaces that are **designed to respond to the needs of a diverse population.**

Implementation of the **Rewilding Vancouver Plan**

Explore the feasibility of utilizing City infrastructure to support **place-based environmental education**

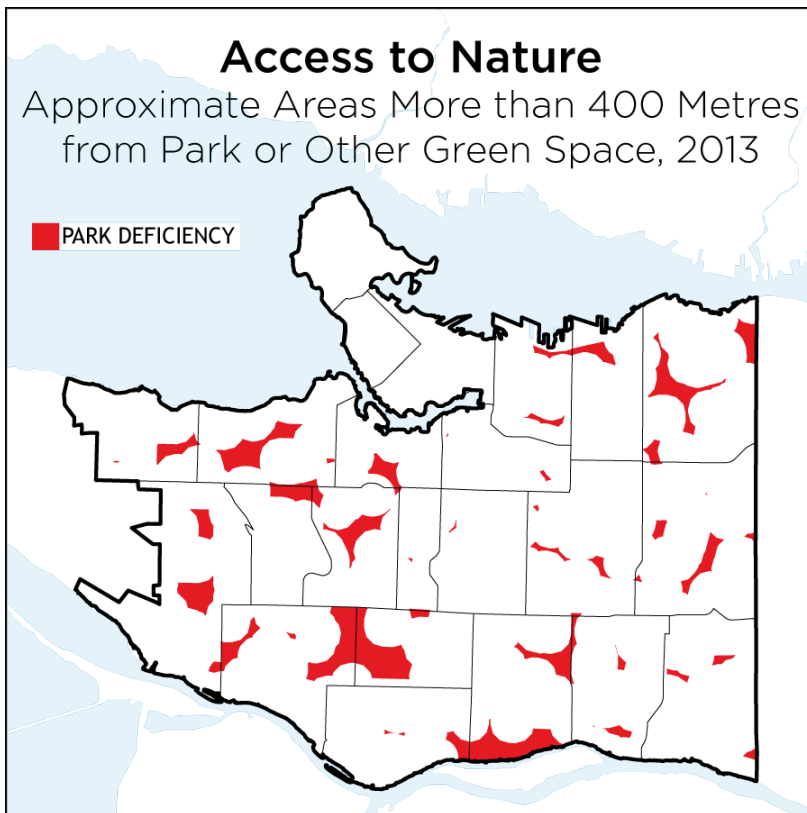
Getting Outside



Access to Nature

Approximate Areas More than 400 Metres from Park or Other Green Space, 2013

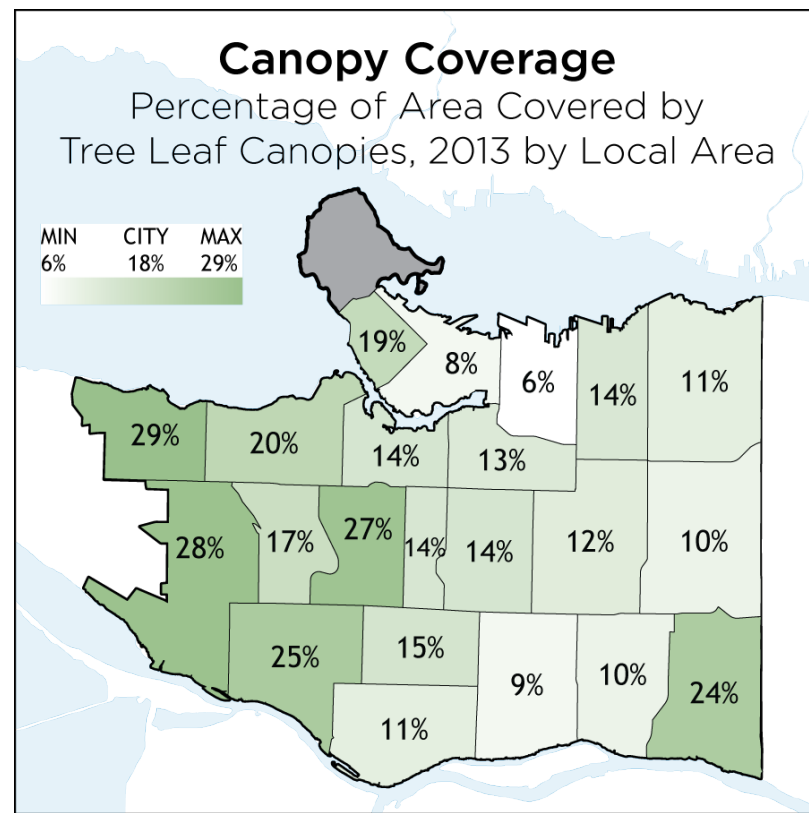
 PARK DEFICIENCY



Canopy Coverage

Percentage of Area Covered by Tree Leaf Canopies, 2013 by Local Area

| MIN | CITY | MAX |
|-----|------|-----|
| 6% | 18% | 29% |



A Good Start



LONG-TERM OUTCOME:

Vancouver's children have the best chance of enjoying a healthy childhood



2025 TARGET:

At least **85%** of Vancouver's children are developmentally ready for school when they enter kindergarten

CITY actions planned:

Facilitate the creation of **1,000 new licensed non-profit group childcare spaces** in Vancouver

Explore mechanisms to facilitate **improved quality for licensed childcare programs** in City facilities

A Good Start



Early Development Instrument Vulnerability
by local area, EDI wave 5 survey, 2011-2013

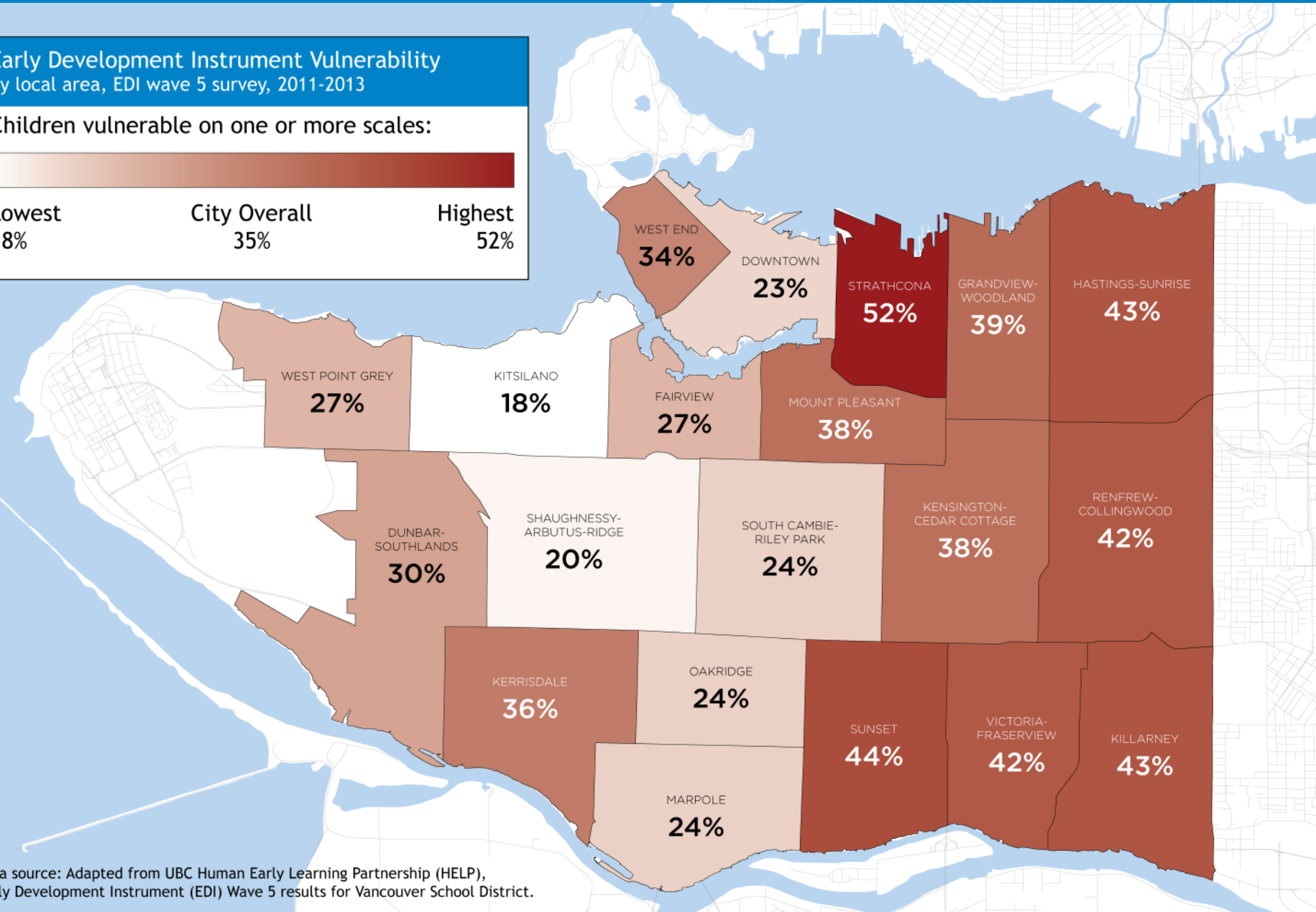
Children vulnerable on one or more scales:



Lowest
18%

City Overall
35%

Highest
52%



Data source: Adapted from UBC Human Early Learning Partnership (HELP),
Early Development Instrument (EDI) Wave 5 results for Vancouver School District.

Feeding Ourselves Well



LONG-TERM OUTCOME:

Vancouver has a healthy, just, and sustainable food system



2020 TARGET:

Increase city-wide and neighbourhood food assets by a minimum of **50%** over 2010 levels

CITY actions planned:

Create an **Urban Farming policy** to increase capacity for food production in the city.

Building on the City's Food Strategy and the Board of Parks and Recreation's Local Food Action Plan, **increase food literacy workshops and programs** by at least 25% over current levels

LONG-TERM OUTCOME:

Vancouverites have equitable access to high-quality social, community, and health services



2025 TARGETS:

Increase the percentage of Vancouverites who report have access to services when they need them by **25%** over 2014 levels

CITY actions planned:

Increase access to recreation for low income residents via the OneCard, by increasing the percentage of low-income residents using the **Leisure Access subsidy program by 25%**

Ensure that relevant City staff receive **competency training to work with vulnerable populations** using an intersectional approach

Being and Feeling Safe and Included



LONG-TERM OUTCOME:

Vancouver is a safe city in which residents feel secure



2025 TARGETS:

Increase Vancouver residents' sense of safety and sense of belonging by **10%**

CITY actions planned:

Develop implementation plan for other Vancouver facilities based on recommendations from **Building a Path to Parks and Recreation for All: Reducing Barriers for Trans* and Gender Variant Community Members.**

Work with existing community groups to enable the **animation of existing public spaces** to facilitate both a feeling of inclusion and increased 'eyes on the street'

LONG-TERM OUTCOME:

Vancouver has a diverse and thriving cultural ecology that enriches the lives of all residents and visitors



2025 TARGET:

Increase public participation and community engagement in arts and culture by **25%** over 2014 levels

CITY actions planned:

Create more temporary and permanent outdoor public spaces to **encourage and enable creative uses, expand special and public space programs.**

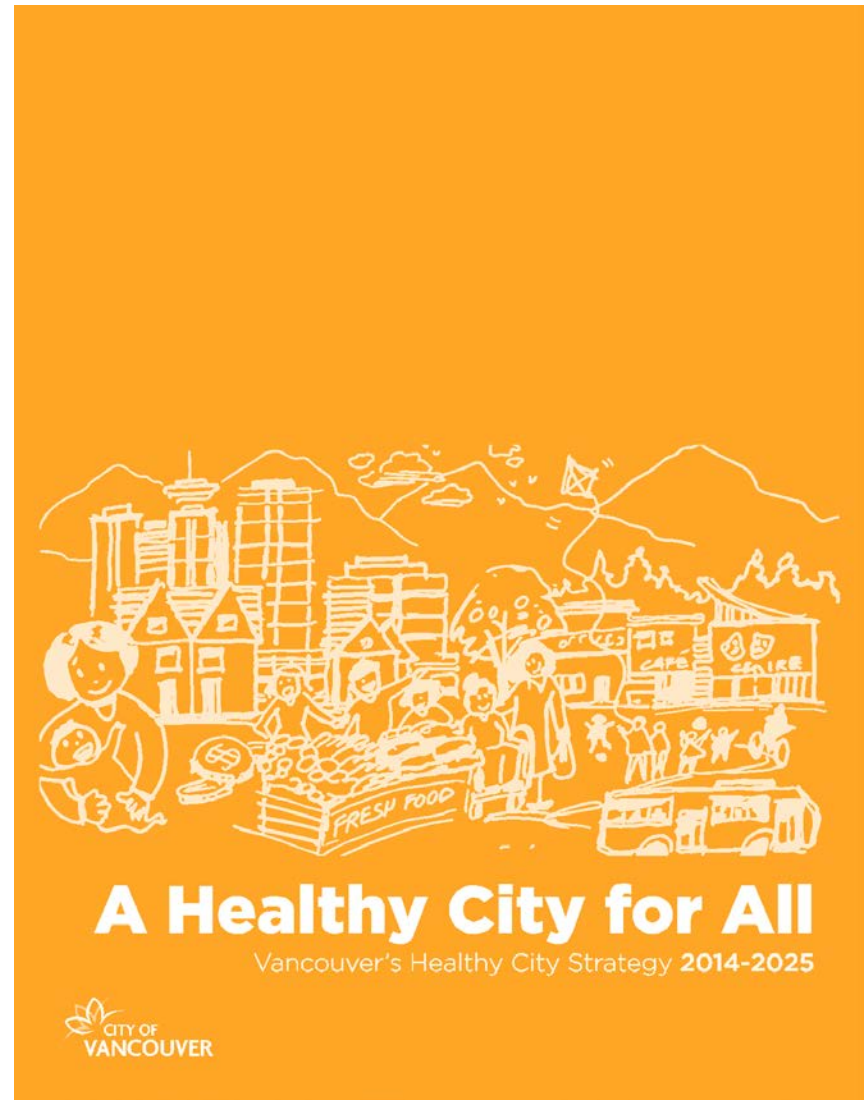
Use available mechanisms to increase the number of **sustainable, affordable, and right-sized indoor culture spaces.**

Council Report October 14, 2014

Develop **implementation plan** for
2015-2018

Develop **monitoring and
reporting systems** for indicators
and targets

Report back every two years,
starting in 2016.







Vancouver Board of Parks and Recreation

Jericho Beach Park Pier Partnership

September 29, 2014

Visit the Park Board website at: vancouverparks.ca



Recommendation

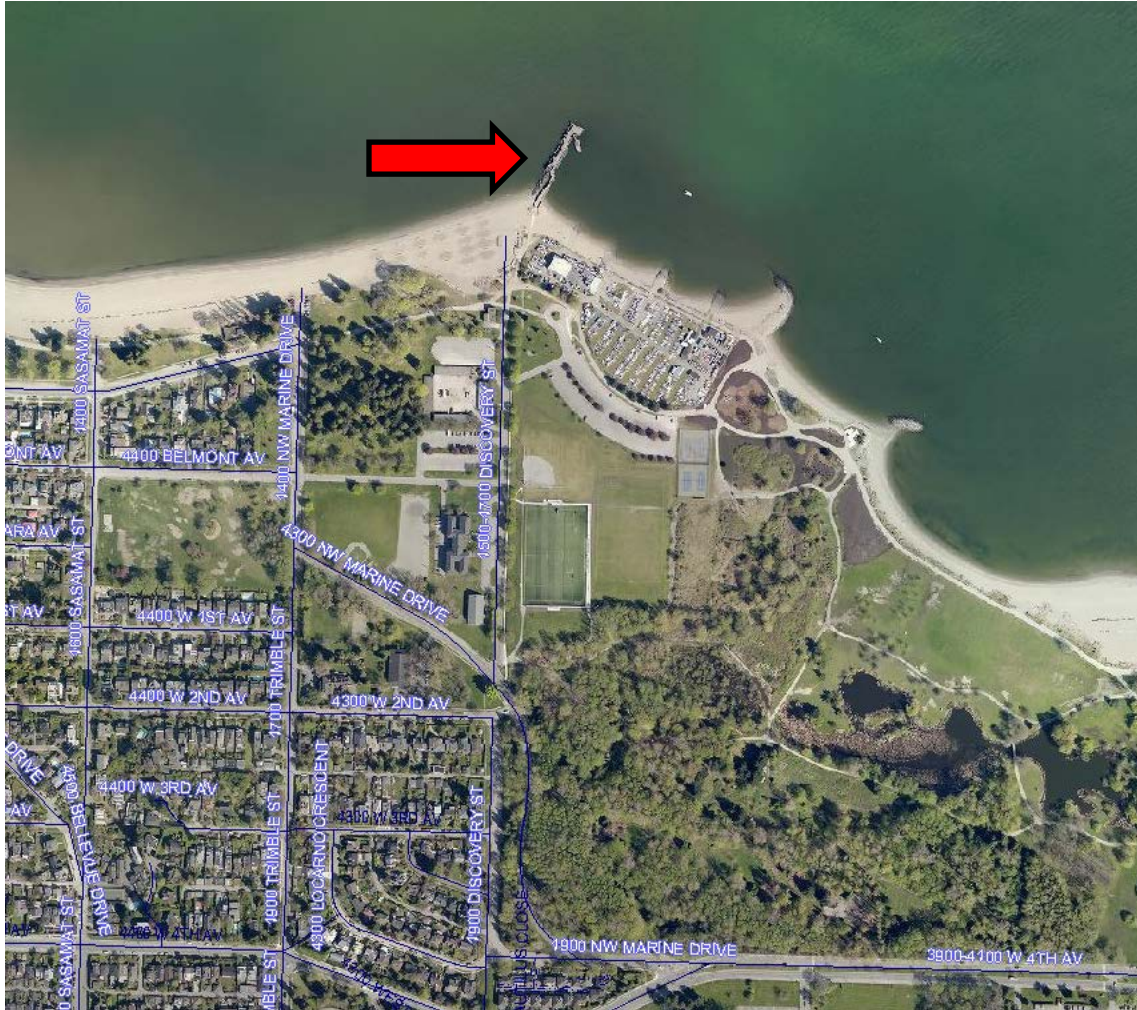
THAT the Board approve staff develop a memorandum of understanding with the Disabled Sailing Association of BC (DSA) that outlines roles and responsibilities for community engagement, planning, design, funding, procurement, construction and operations of the Jericho Beach pier and accessible floating dock.



Presentation Overview

1. Background
2. Previous Decision
3. Study Findings
4. Analysis
5. Memorandum of Understanding
6. Engagement and Environmental
7. Financial
8. Next Steps

1. Background - Location



1. Background - Existing Pier



1. Background - Existing Pier




1. Background - DSA

- The Disabled Sailing Association (DSA) provides sailing opportunities (recreational and competitive) for people with physical disabilities.
- The DSA leases space from the Jericho Sailing Centre Association where the program has been located since its inception over 25 years ago.



2. Background

- Presently 800-1,000 sails are done manually at the Jericho Sailing Centre, with a winch
- The development of a separate accessible floating dock will allow the DSA to increase its capacity by an estimated 400-500 sails annually



2. Background - DSA



Boat launch using winch at Jericho

2. Background - DSA



Hoist in operation at Jericho – in public area



3. Previous Board Decision - February 2013

- The (DSA) may undertake a feasibility study for an accessible floating dock at the Jericho Sailing Centre (JSC), in Jericho Beach Park, with input and advice from staff
- Staff should report back to the Board on the findings of this study and possible next steps.

3. Study Findings

- In 2013 a report was prepared by Worley Parsons (a marine structural engineering firm) funded by the DSA
- 2 options were presented:
 - an expansion to the existing pier
 - a new pier at the location of the Jericho Beach restoration project
- Neither option is viable

4. Analysis

- Staff and the DSA then looked at alternate locations for the facility but no alternate locations were found
- Dialogue ensued, and the parties agree that the age and condition of the Jericho Beach Pier presents an opportunity for redevelopment including a needed accessible floating dock

4. Analysis

- A new pier at this location can incorporate an accessible floating dock and provide an accessible and scenic waterfront experience for all residents and visitors



4. Analysis - Strategic Plan Alignment

- Providing Parks and Recreation for All (increase accessibility and inclusivity)
- Excellence in Resource Management (provide new well managed infrastructure and include partner funding)
- Aligns with DSA values also



5. Memorandum of Understanding

A Memorandum of Understanding (MOU) with the DSA will outline how to move forward.

It will define roles and responsibilities in community engagement, planning, design, funding, procurement, construction and operations of the Jericho Beach pier and accessible floating dock.





6. Engagement and Environmental

Engagement

- Will follow our standards for this type of facility including meetings with local stakeholders, public open houses for residents, on-line surveys and social media.
- A separate First Nations engagement will occur.

Environmental

- Habitat restoration and enhancement opportunities.
- Removal of creosote from the marine environment.
- Opportunity to explore alternative energy in the design.

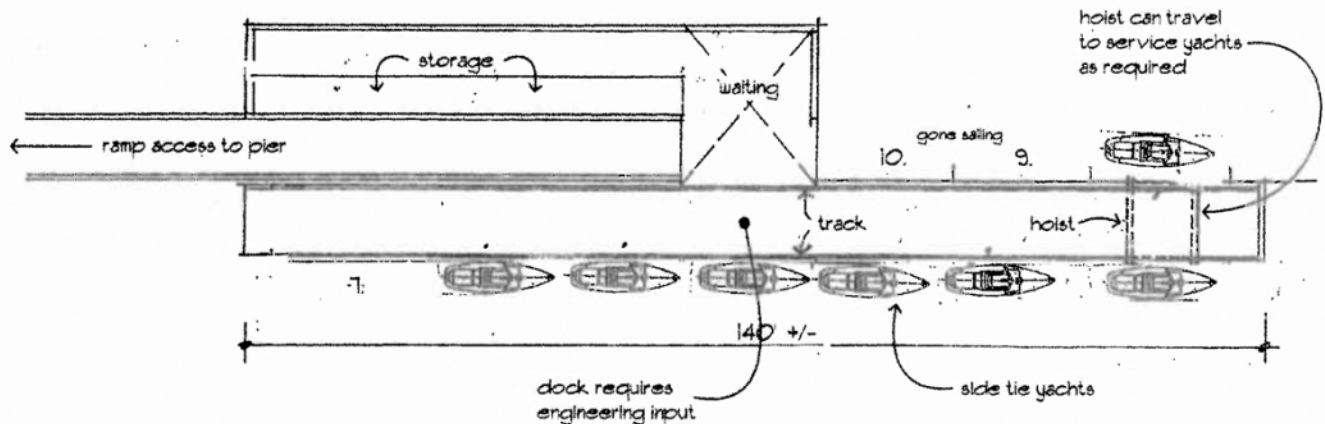


7. Financial

- Funding for the first phase of construction (conceptual design, community engagement, and costing) in the 2015-18 Capital Plan, and the DSA will provide \$10,000 for this effort
- DSA is well positioned to source Federal and Provincial grants

7. Financial

The City's 2015-18 Capital Plan includes an emerging priorities fund, and this project is a candidate for this fund.



DISABLED SAILING MOORING



Recommendation

THAT the Board approve staff develop a memorandum of understanding with the Disabled Sailing Association of BC (DSA) that outlines roles and responsibilities for community engagement, planning, design, funding, procurement, construction and operations of the Jericho Beach pier and accessible floating dock.





Vancouver Board of Parks and Recreation

Special Event Approval: Changes to Rock 'n' Roll Half Marathon

September 29, 2014

Visit the Park Board website at: vancouverparks.ca



Recommendation

- A. THAT the Board approve a request from the Competitor Group, organizers of the Rock 'n' Roll Half Marathon, for a post-race event at Devonian Harbour Park on October 26, 2014, from 7:45am to 1:00pm.

- B. THAT the Board approve a request from the Competitor Group for a Public Special Occasion License at Devonian Harbour Park from 9:30am to 1:00pm.





Vancouver Board of Parks and Recreation

2015 - 2018 Final Capital Plan

September 29, 2014

Visit the Park Board website at: vancouverparks.ca



Recommendation

That the Board endorse the 2015-2018 Parks, Open Spaces and Recreation Capital Plan as outlined in this report.

Total \$154.5M:

- Parks and Open Space: \$91.25M
- Public Art: \$5M
- Recreation Facilities: \$44.5M
- Entertainment and Exhibition Facilities: \$13.75M



Agenda

- **2012 - 2014 Capital Plan Achievements**
- 2015 - 2018 Capital Planning Framework
- Objectives and Strategic Priorities
- Public Engagement
- 2015-2018 Capital Plan
- Summary

- 
- An aerial photograph of a city coastline, likely Vancouver, showing a mix of urban development, green spaces, and water. The city is built on a peninsula with mountains in the background. The water is dark blue, and there are several boats visible. The sky is hazy with some clouds.
- Parks and open space account for about **28% of the Civic Lands**
 - Parks and recreation buildings account for about **34% of all floor area** owned by the City
 - The total portfolio has a replacement value of about **\$2.6 billion** (excluding land) which is **13% of all assets** owned by the City

2012 - 2014 Capital Plan: Achievements: Stanley Park





2012 - 2014 Capital Plan: Achievements

URBAN FOREST AND NATURAL FEATURES

- Planting 27,000 trees on public and private lands
- Pollinator projects





2012 - 2014 Capital Plan: Achievements

URBAN FOREST AND NATURAL FEATURES

- Jericho Park won the 2014 Urban Design Award for Landscape, public space and infrastructure





2012 - 2014 Capital Plan: Achievements

URBAN FOREST AND NATURAL FEATURES

- 15 new or expanded community gardens





2012 - 2014 Capital Plan: Achievements

ACTIVITY FEATURES

Playground
replacements at:

- Charleson
- Carleton
- Creekside
- False Creek
Community
Centre
- Hastings Mill
- John Hendry
- McBride
- Nanaimo
- Pandora
- Prince Edward





2012 - 2014 Capital Plan: Achievements

ACTIVITY FEATURES

- Tennis courts at Kitsilano Beach
- 20 courts resurfaced
- Pier and dock upgrades:
 - Jericho Beach
 - Vanier Park
 - Burrard Marina
- Hastings Community Park
Little League field renovation



2012 - 2014 Capital Plan: Achievements





2012 - 2014 Capital Plan: Achievements

NEW PARKS AND RENEWALS

- Main at 18th won a 2014 Canadian Society Landscape Architects Honour Award





2012 - 2014 Capital Plan: Achievements

NEW PARKS AND RENEWALS

- New park at 6th and Fir



2012 - 2014 Capital Plan: Achievements

NEW PARKS AND RENEWALS

- Neighbourhood
Park North in
East Fraserlands



2012 - 2014 Capital Plan: What's Been Achieved

NEW PARKS AND RENEWALS

- Land acquisition at 17th and Yukon





2012 - 2014 Capital Plan: Achievements

NEW PARKS AND RENEWALS

- Triangle Park in
Olympic Village





2012 - 2014 Capital Plan: Achievements

NEW PARKS AND RENEWALS

- Creeksway Park (Located between Hastings and New Brighton Parks)





2012 - 2014 Capital Plan: Achievements

NEW PARKS AND RENEWALS

- Trillium North Park



2012 - 2014 Capital Plan: Achievements

PARK BUILDINGS

- Bloedel Conservatory at Queen Elizabeth Park: roof replacement
- Sport field and fieldhouse improvement program
- Artist in residence conversions



2012 - 2014 Capital Plan: Achievements

PARK BUILDINGS

- Various re-roofing including Dr. Sun Yat-Sen and Dunbar CC
- VanDusen Gardens lighting audit and construction
- McCleery Golf Course
- Stanley Park power upgrade
- Kerrisdale Arena ammonia detection system upgrade



2012 - 2014 Capital Plan: Achievements

PUBLIC ART

- 22 new art installations



2012 - 2014 Capital Plan: Achievements

ENTERTAINMENT AND EXHIBITION: HASTINGS PARK

- Empire Fields renewal
- Livestock Building at Hastings Park (Phase 1)
- Garden Auditorium at Hastings Park (Phase 1)



PARKS AND OPEN SPACES

- Paddling centre in East False Creek
- New Skate Facility in Mt Pleasant
- Andy Livingstone playground
- Creekside playground



PARKS AND OPEN SPACES

- Sunset Park
Master Plan



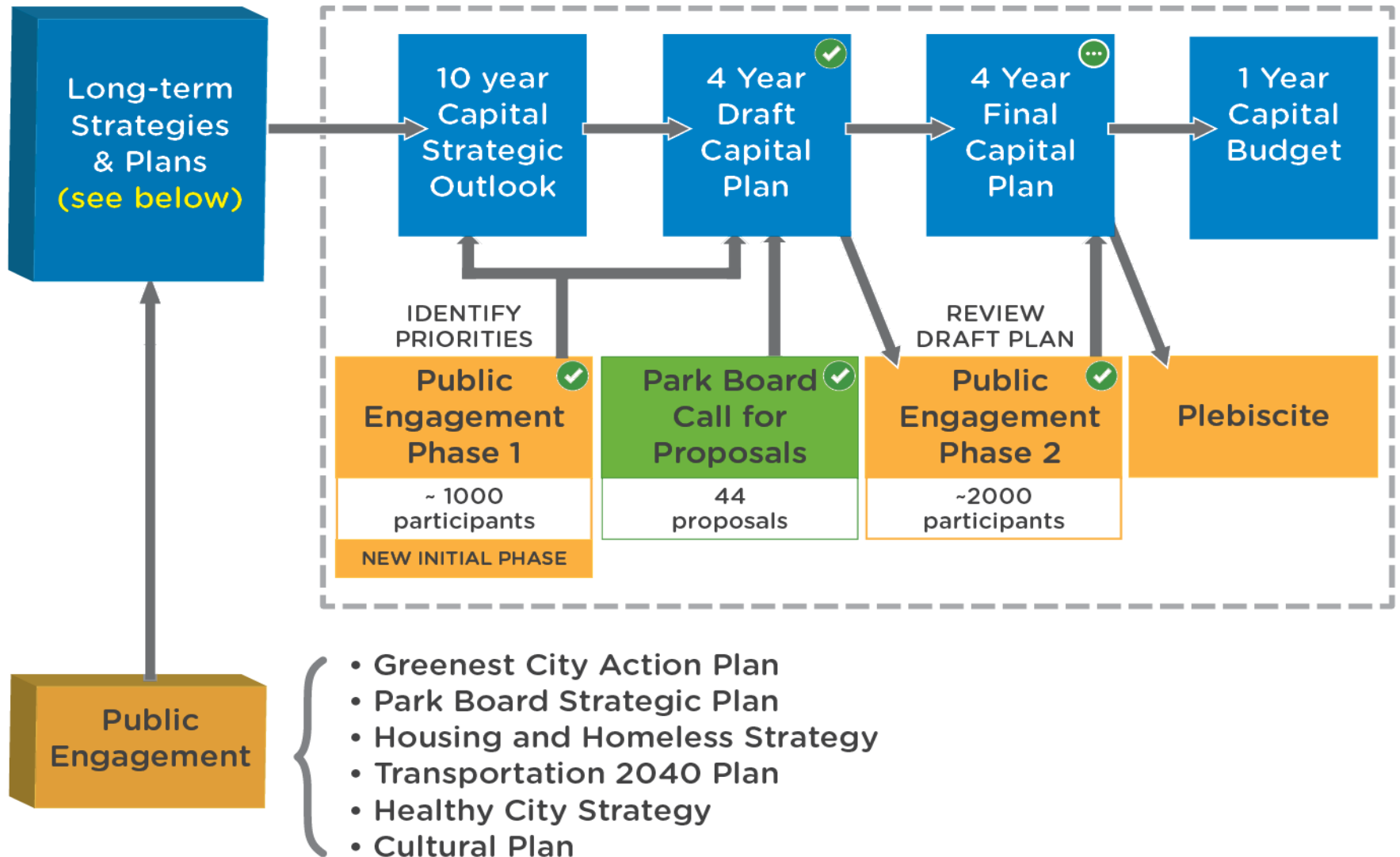


Agenda

- 2012 - 2014 Capital Plan Achievements
- **2015 - 2018 Capital Planning Framework**
- Objectives and Strategic Priorities
- Public Engagement
- 2015-2018 Capital Plan
- Summary

2015-2018 Capital Plan

Capital Planning Framework






Agenda

- 2012 - 2014 Capital Plan Achievements
- 2015 - 2018 Capital Planning Framework
- **Objectives and Strategic Priorities**
- Public Engagement
- 2015-2018 Capital Plan
- Summary

2015 - 2018 Objectives and Strategic Priorities




Park Board
Strategic
Plan



Greenest
City Action
Plan



Vancouver
Sport
Strategy



Healthy City
Strategy
(in progress)



Greening of Parks



Undertake Asset Management
and Service Level Planning



Maintain and Renew Recreation
Infrastructure



Maintain and Renew Parks



Build New Parks and Recreation
Facilities/Park land Acquisition



Agenda

- 2012 - 2014 Capital Plan Achievements
- 2015 - 2018 Capital Planning Framework
- Objectives and Strategic Priorities
- **Public Engagement**
- 2015-2018 Capital Plan
- Summary

City Public Engagement Video

What the City does in 90 seconds:



vancouver.ca/capitalplan

City Public Engagement Summary Phase 1

What we heard when we went out in May, prior to draft plan:

RENEWAL

Top five city infrastructure

1. Waterworks
2. Sewers
3. Sidewalks
4. Seawall and trails
5. Natural Areas

NEW

Top three investment priorities

1. Rapid transit (TransLink)
2. Affordable housing
3. Childcare

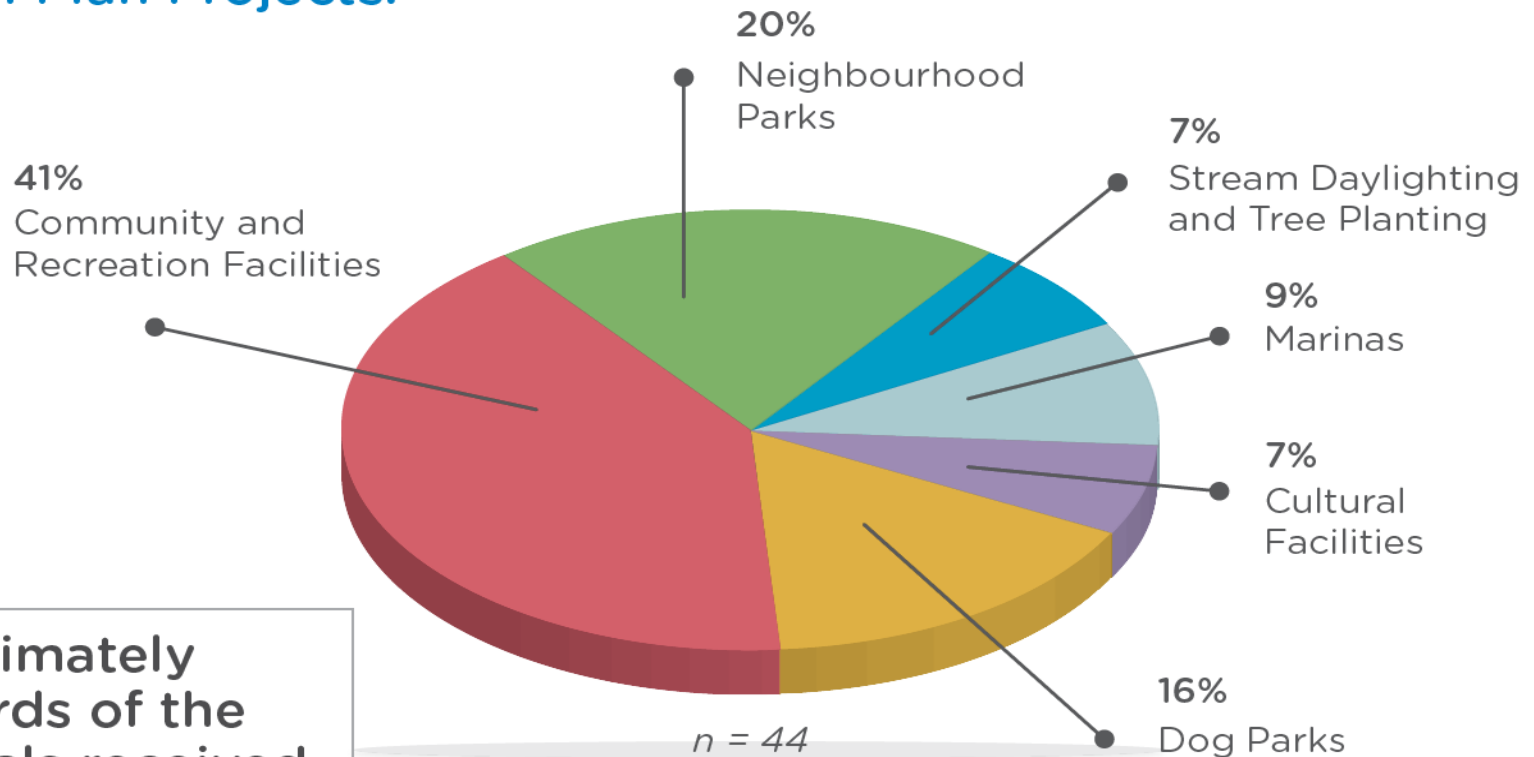
4. Community Facilities
5. Parks



Phase 1: Park Board Public Engagement

Summary of Proposals

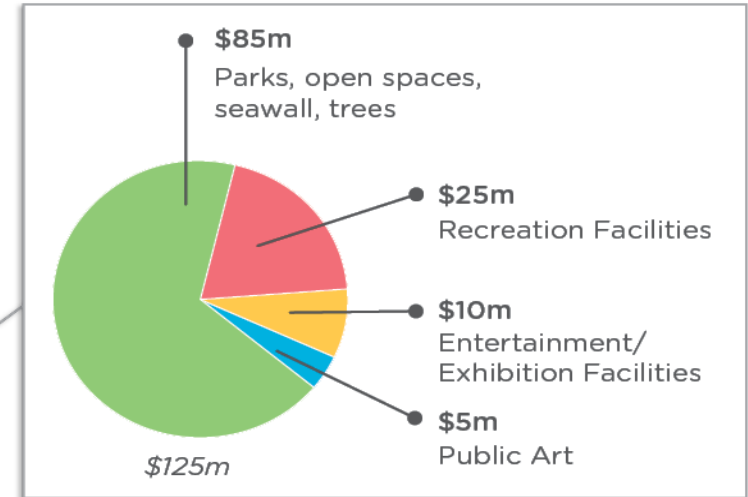
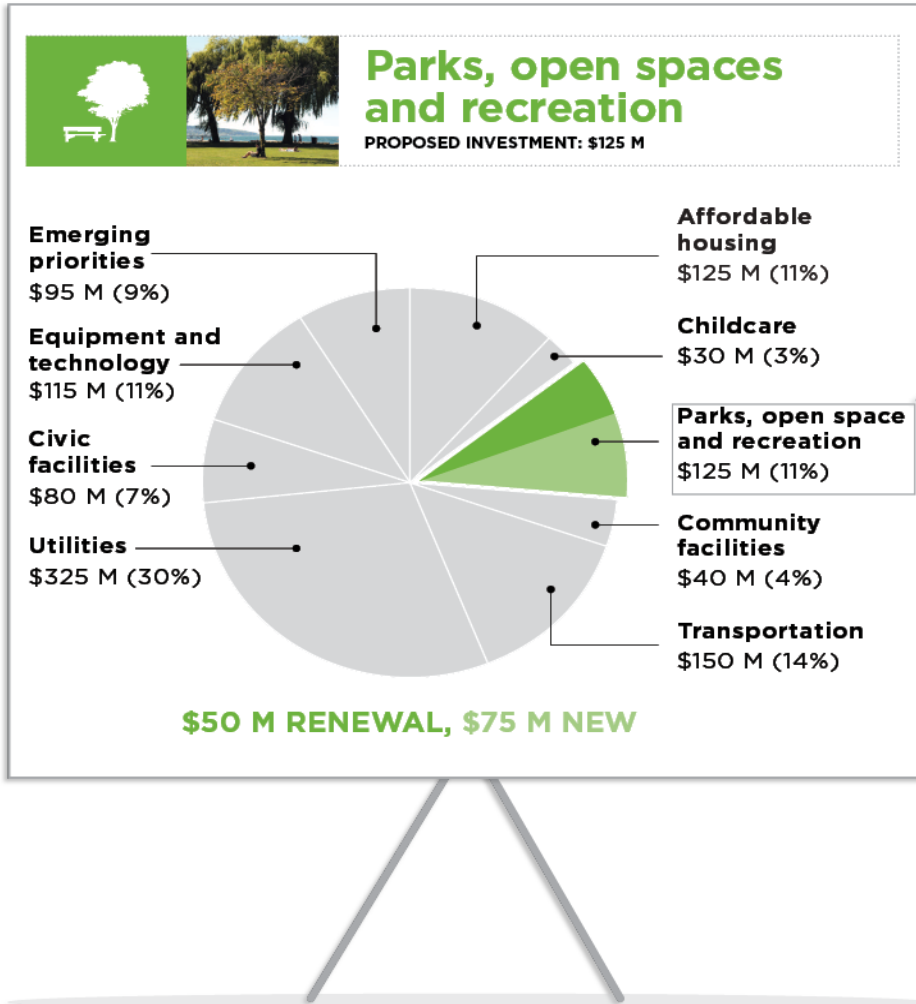
During our outreach in May, we received 44 proposals for Capital Plan Projects:



Approximately two thirds of the proposals received have the possibility of being realized in the Capital Plan.

Phase 2: City Public Engagement

Draft Capital Plan



Who we heard from:

- 1,882 survey participants
- 186 participants at open houses and meetings

What we heard:

Prioritize investments in:

- recreation and community facilities over civic facilities and emerging priorities
- asset renewal over new infrastructure and facilities

Snapshot from display board shown at phase 2 open house - August, 2014

Comment Themes

Community Facilities

- Build Mt. Pleasant Outdoor Pool
- Renew Marpole-Oakridge Community Centre
- Renew community facilities in West End

Parks and Open Space

- More/improved dog off-leash areas
- Improvements to waterfront walkways-bikeways
- Renew/upgrade Sunset Park

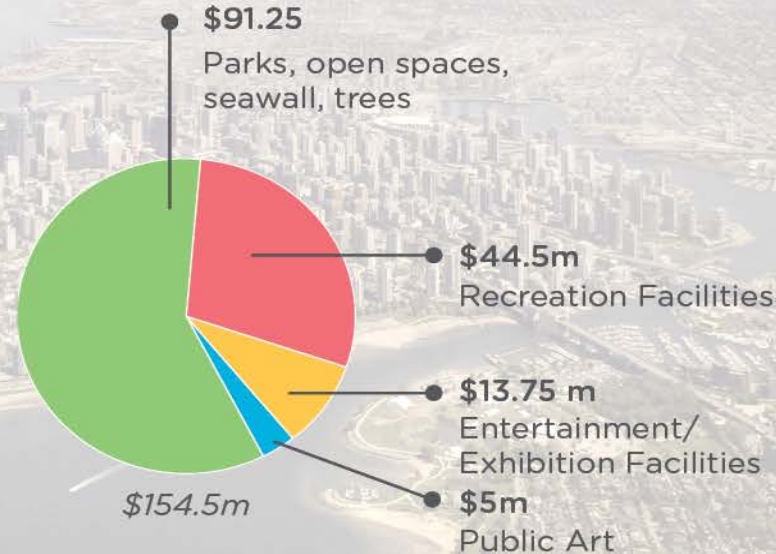


Agenda

- 2012 - 2014 Capital Plan Achievements
- 2015 - 2018 Capital Planning Framework
- Objectives and Strategic Priorities
- Public Engagement
- **2015-2018 Capital Plan**
- Summary

2015 - 2018 Capital Plan

Over the next four years the proposed total investment for Parks, Open Spaces and Recreation is **\$154.5m**



2015 - 2018 Capital Plan

PARKS AND OPEN SPACES



Urban Forest and Natural Features \$10.19M

- Urban Forest Strategy Implementation and Urban Forest Inventory
- Planting of 40,000 - 50,000 trees

What we heard:

In the round 1 city-wide engagement, natural areas ranked 5th (out of 19 choices) in terms of importance.




2015 - 2018 Capital Plan

PARKS AND OPEN SPACES



Urban Forest and Natural Features \$10.19M

- Biodiversity Enhancements (e.g. Tatlow, Spanish Banks, New Brighton Park)



PARKS AND OPEN SPACES



Urban Forest and Natural Features \$10.19M

- Local Food Plan implementation
- Environmental Education and Stewardship Task Force Implementation



PARKS AND OPEN SPACES



Activity Features \$22.69m

- Outdoor track and field facility
- New synthetic turf field and turf replacement
- Major grass field upgrades and improvements

What we heard:

Vancouver Field Sport Federation Capital Plan proposal helps determine priorities

PARKS AND OPEN SPACES



Activity Features \$22.69m

- Playground upgrades
- New skate or bike park
- Wading pool conversions




PARKS AND OPEN SPACES



Activity Features \$22.69m

- Dr. Sun Yat-Sen Gardens / Park pond renewal
- Dog parks
- Golf course improvements
- Mountain View Cemetery Improvements



What we heard:

Prioritize asset renewal and provide more/improved dog areas.

PARKS AND OPEN SPACES



New Parks and Renewals \$37.49m

- Neighbourhood park renewal
- Hillcrest and Riley Parks: Phase 2
- Andy Livingstone Park Playground Renewal



What we heard:

Prioritize neighbourhood park renewal

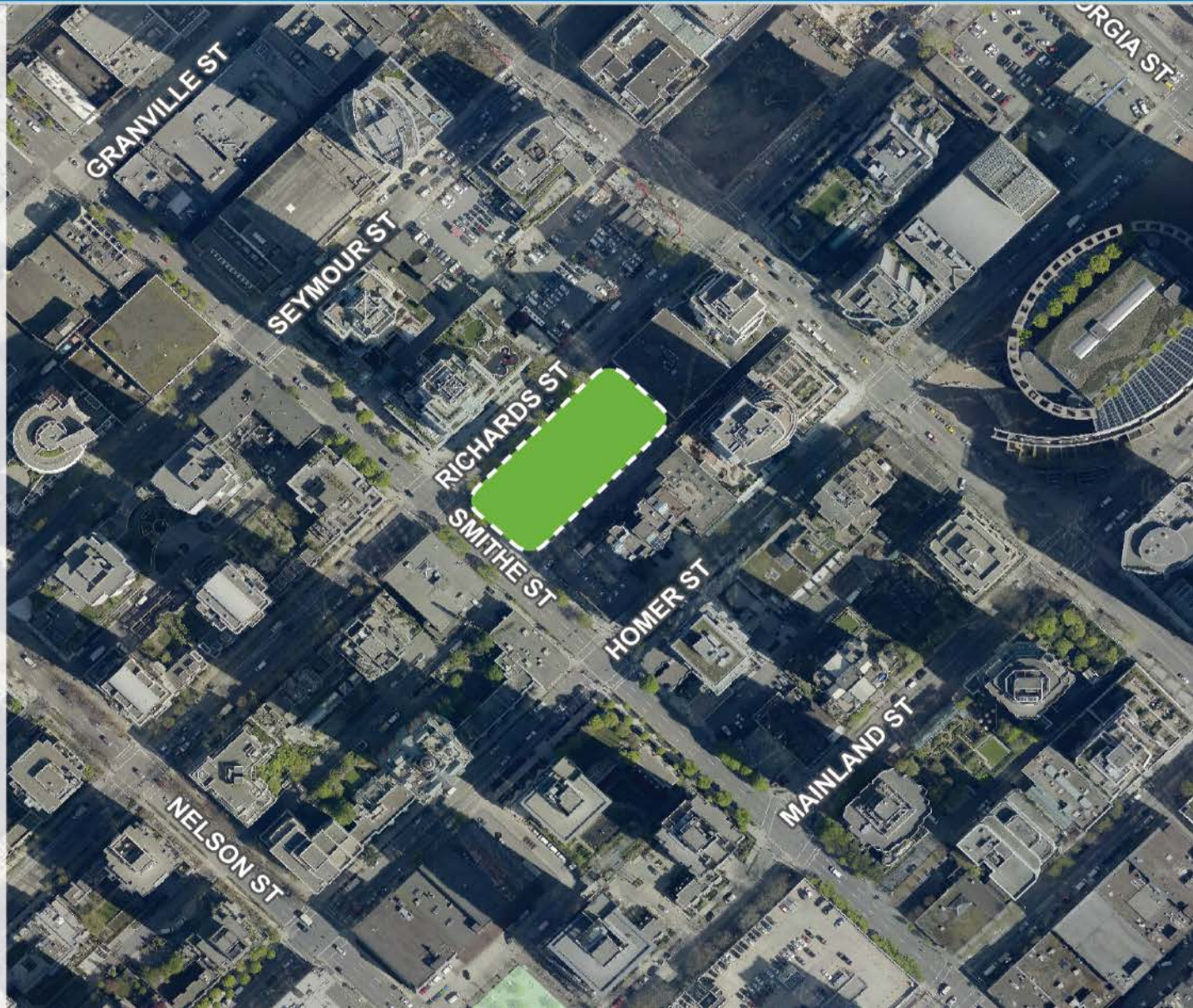
2015 - 2018 Capital Plan

PARKS AND OPEN SPACES



New Parks and Renewals \$37.49m

- Richards at Smithe
- SEFC park preliminary design



2015 - 2018 Capital Plan

PARKS AND OPEN SPACES



New Parks and Renewals \$37.49m

- Fraser River Park land acquisition

Approximate location of new Fraser River Park

- ### LEGEND
- Area boundary
 - Street
 - Park
 - School
 - T Transit station
 - T Potential Canada Line station
 - ☀ New park
 - ☀ Opportunity to convert public land to park
 - Parks identified for improvements
 - ➡ Future Fraser River Trail
 - Existing pathway/walkway
 - Existing greenway/bikeway
 - Potential new/improved walking/cycling route
 - ▬ Arbutus Corridor
 - 1 Urban plaza (potential location)
 - 2 Open space improvement
 - 3 Indicated in Cambie Corridor Plan
 - Potential pavement-to-plaza/park
 - ★ Street end enhancements for riverfront access



PARKS AND OPEN SPACES

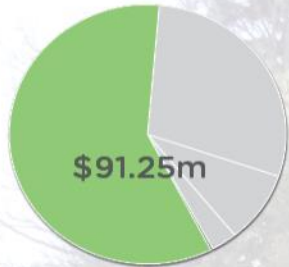


**New Parks
and Renewals
\$37.49m**

- Fraser River Park and Trail in East Fraserlands



PARKS AND OPEN SPACES



Seawall and Waterfront \$9.08m

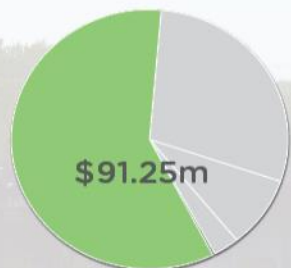
- Stanley Park and other seawall renewal
- Climate Change Adaption Study
- Shoreline Erosion Study



What we heard:

In the round 1 city-wide engagement the seawall ranked 4th (out of 19 choices) in terms of importance.

PARKS AND OPEN SPACES



Seawall and Waterfront \$9.08m

- Burrard Marina
- Vanier Public Docks & Ramps
- Alder Bay Renewal Study
- Marine Facility Condition Assessment



What we heard:

Feedback from non-motorised boaters assisted in priorities.

2015 - 2018 Capital Plan

PUBLIC ART



- 5-6 local area artworks
- 2 major Signature Project artworks
- Hastings Park public art master plan
- Capital repair/maintenance of public art



2015 - 2018 Capital Plan

RECREATION FACILITIES



Britannia Centre
Renewal
\$25m

- First phase of renewal at Britannia



What we heard:

In the round 1 city-wide engagement, community facilities ranked 5th (out of 19 choices) in terms of importance.

2015 - 2018 Capital Plan

RECREATION FACILITIES



Capital Maintenance and Upgrades \$19.5m

- Various maintenance:
 - re-roofing
 - mechanical
 - electrical
- English Bay Bath house



RECREATION FACILITIES

Marpole-Oakridge Community Centre:

- Funding earmarked in the Emerging Priorities
- Amount subject to project scope, location, facility planning and design
- Consultation to proceed as soon as practical



What we heard:

In the round 2 city-wide engagement the renewal or replacement of Marpole Centre was requested

2015 - 2018 Capital Plan

ENTERTAINMENT & EXHIBITION FACILITIES



Hastings Park/ PNE Renewal \$13.75m

- Hastings Park Renewal
- Replacement of building components





Agenda

- 2012 - 2014 Capital Plan Achievements
- 2015 - 2018 Capital Planning Framework
- Objectives and Strategic Priorities
- Public Engagement
- 2015-2018 Capital Plan
- **Summary**

Summary

The Capital Plan proposes to **invest \$154.5m over the next four years.**

- Asset Renewal: \$82.2M
- New, Upgrade & Expansion: \$72.3M

This will **enable the advancement of the following Park Board Priorities:**

- Greening, renewing and maintaining park and recreation infrastructure
- Building new park and recreation infrastructure
- Acquiring new park land

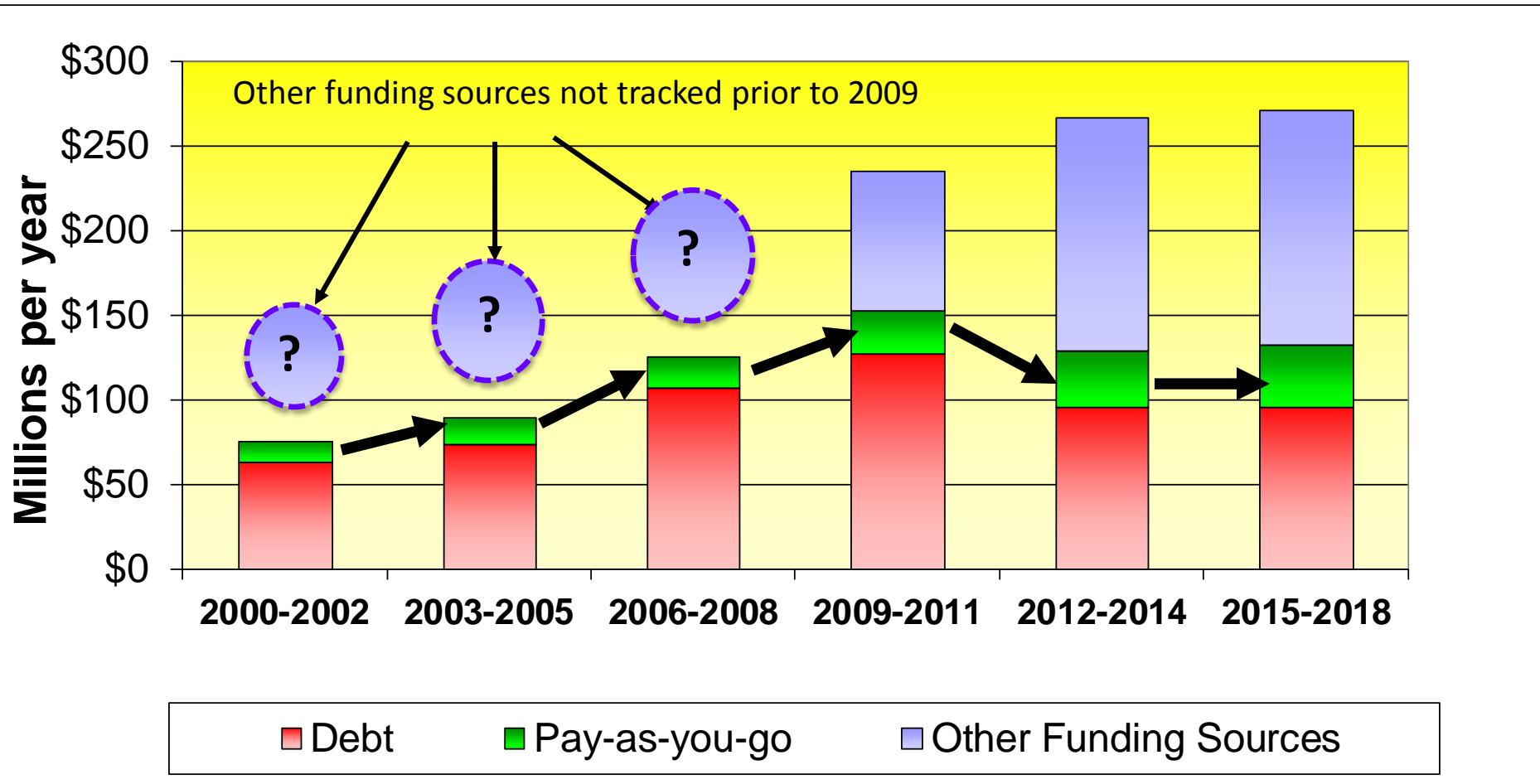


Agenda

- Funding Strategy



Managing Capital Plan Growth: Impact on Debt, Property Tax & User Fees





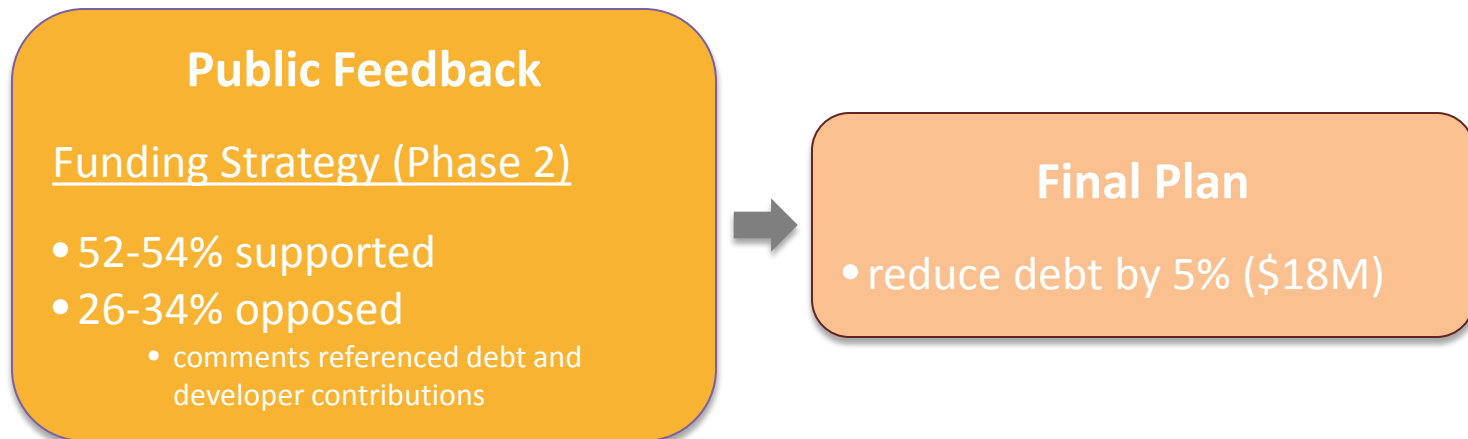
Managing Capital Plan Growth

Debt

- reduced by 5% from Draft Capital Plan (\$18M)
- flat at 2012-14 level (\$96M/yr)

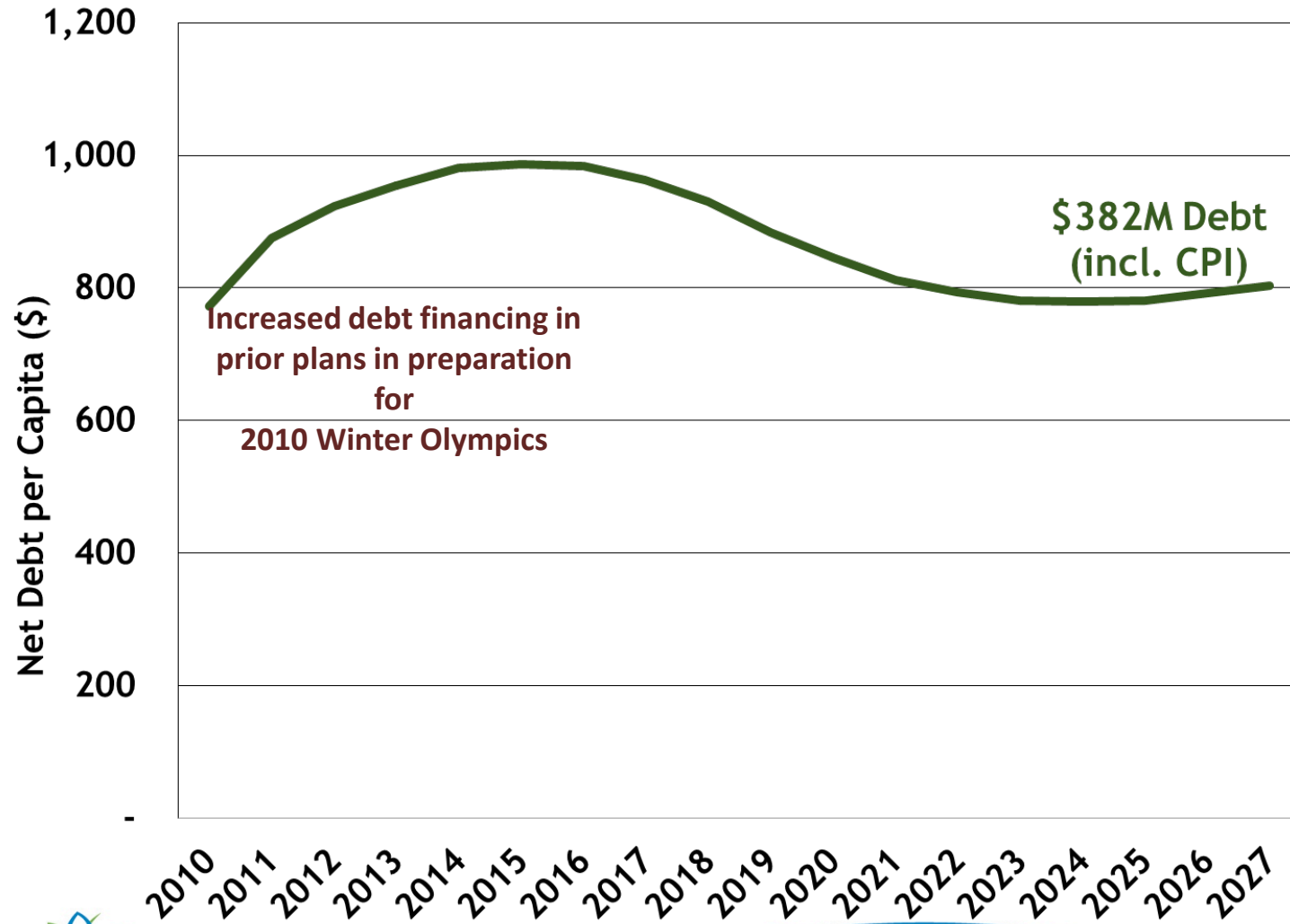
Capital from Revenue + Other Operating Funding

- flat at 2012-14 level (\$27M/yr)





Financial Indicator #1: Net Debt per Capita





Recommendation

That the Board endorse the 2015-2018 Parks, Open Spaces and Recreation Capital Plan as outlined in this report.

Total \$154.5M:

- Parks and Open Space: \$91.25M
- Public Art: \$5M
- Recreation Facilities: \$44.5M
- Entertainment and Exhibition Facilities: \$13.75M

That the 2015 -2018 Capital Plan specifically state and include funding for the new Marpole Community Centre to be delivered before the end of 2018.





Vancouver Board of Parks and Recreation

Regular Park Board Meeting

September 29, 2014

Visit the Park Board website at: vancouverparks.ca

