



November 22, 2021

TO: Park Board Chair and Commissioners
FROM: General Manager – Vancouver Board of Parks and Recreation
SUBJECT: 2022 Fees and Charges - Parks and Recreation

RECOMMENDATION

THAT the Vancouver Park Board approve changes to the 2022 Fees and Charges, as summarized in the body of this report and detailed in Appendix A.

REPORT SUMMARY

It is Park Board policy that fees and charges are established on a cost recovery basis for core parks and recreation services, while remaining comparable to other municipalities and private providers. For services considered to be outside of the core service areas, fees and charges are set close to market to enable the Park Board to generate revenues to subsidize costs across other service areas.

For 2022, the baseline proposed fee increase required to support increasing costs has been determined to be 2%; fee increases that are higher than the general 2% are discussed in the body of the report. Full details of all fees and charges are detailed in Appendix A.

The proposed changes for the 2022 Fees and Charges are consistent with Park Board policy and reflect a careful consideration of market and customer impacts, including a focus on affordability. The proposed user fee increases are expected to generate approximately \$1.7 million of incremental revenues. Of the \$1.7 million, approximately \$1.3 million has been incorporated into the budget, while the remaining \$0.4 million will be used to mitigate risks identified within the 2022 Operating Budget.

BOARD AUTHORITY / POLICY

As detailed in the [Vancouver Charter](#) under sections 488 and 490, the Park Board has exclusive jurisdiction over fees and rental charges in parks within the City of Vancouver.

[VanPlay](#), Vancouver's Parks and Recreation Services Master Plan, sets priorities and provides tools to support the pursuit of equity, connectivity and access to parks and recreation for all.

The Park Board policy on user fees & charges was most recently [updated](#) as part of the [2019 Fees & Charges Board report](#) and is summarized as follows:

- User fees and charges will be levied to recover all or a portion of overall operating costs.
- All fees and charges will be adjusted to accommodate changes in the marketplace and in operating and maintenance costs.
- The General Manager will have the authority to waive or reduce fees and alter fees for services for promotion purposes and to quickly establish fees for experimental services.
- Fees may be revised for people with accessibility issues and their attendants, families, groups, frequent users, low priority times, promotions and marketing strategies.

- Each ice rink and indoor pool will include at least four hours of low-cost public sessions each week.
- Leisure Access Program (LAP) participants receive free access to public swimming and skating, and a reduction at Park Board operated fitness centres. Reductions are available for Flexipasses, swim lessons and skate lessons as well as a minimum of one recreation program per community centre per season at participating centres.
- Unless otherwise specified, fees are defined for age-based and family categories as follows:
 - Pre-school: 4 years of age and under
 - Child: 5 to 12 years inclusive
 - Youth: 13 to 18 years inclusive
 - Adult: 19 to 64 years inclusive
 - Seniors: 65 years and up
 - Family: 1-2 adults of the same household and their children.
- Where noted, to encourage family participation, family pricing is available; each person in the family pays the child rate, subject to a two-person minimum.
- An age-based fee structure will be maintained that provides the following general discounts from adult fees for recreation services:
 - Youth and Senior: 30% discount
 - Child: 50% discount

BACKGROUND

In recent years, the Park Board has approved fees and charges prior to the start of the calendar year and in conjunction with the proposed annual operating budget submission to Vancouver City Council. Advance approval of Fees & Charges provides users with notice of expected fees and ensures the revenue estimates included as part of the annual operating budget submission incorporate planned changes to the Park Board's fee structures and rates.

As part of the City's engagement process for the 2022 budget, residents and businesses were asked specifically about their support for increasing user fees for services they or their business use. As illustrated in Figure 1 below, over two-thirds of residents and businesses surveyed are willing to pay more in user fees, which is consistent with prior year results.

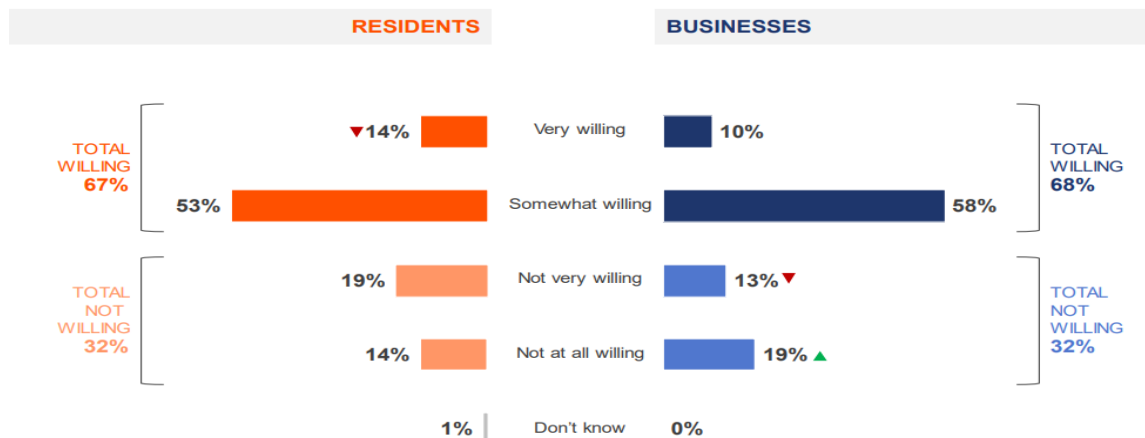


Figure 1: 2022 Budget Engagement Survey Results: Willingness to pay more in user fees

DISCUSSION

In preparing the recommended 2022 Fees and Charges, staff reviewed comparative market rates, considered effects of proposed fees on customers, and integrated implications from proposed fee changes into the proposed 2022 Parks and Recreation Operating Budget.

As described in the Park Board Fees and Charges Policy, a fundamental rationale for adjusting fees and charges is to ensure a reasonable recovery of associated operating costs. As operating costs increase, similar increases to fees and charges are required to help maintain the high level of services provided by the Park Board. Increases in costs are primarily the result of wage increases including fringe benefits. In addition, many service areas will be affected by inflationary increases for supplies, materials and contracted services. To help offset these rising costs while maintaining high service levels, an increase of 2% to most fees and charges, as well as some higher increases in specific areas have formed the baseline for the proposed increases detailed in Appendix A and summarized in Table 1 below.

Service	Proposed Increase (Pre-Tax)	Revenue to Park Board
Parking	Various	\$220,000
Regulation Golf and Pitch & Putt	Most fees 3%	\$270,000
Attraction Admissions	Average 3%	\$50,000
Event & General Permits	Average 2%	\$30,000
Non-recreation Facility Rentals	Average 7%	\$50,000
Marinas	2%	\$40,000
Recreation Admissions, Passes, Programs, Lessons & Rentals	Most fees 5%	\$1,020,000
TOTAL		\$1,680,000

Table 1: Proposed 2022 Fees & Charges

The following section provides a brief description of the proposed fee adjustments by program area.

Parking

Overview

Paid parking is in place at a number of parks and community centres around the city and revenues generated are used to subsidize other program areas and services in parks and recreation. Parking revenue budget was \$8.3 million, but during the COVID-19 pandemic, this amount was reduced to \$7.3 million to reflect lower activities due to BC Provincial Health Officer (PHO) restrictions on social gatherings and travel. For the 2022 budget, parking revenue has reverted back to pre-pandemic level to align with the City's general approach to full service.

Pricing Considerations

Efficient parking pricing provides numerous benefits including improved user convenience by ensuring parking spaces turnover, limited use of parking stalls for non-Park Board activities, and increased revenues. Parking rates are determined based on a scan of competitive lots and meter rates in the relevant areas, with consideration given to affordability of parks and recreation users.

For 2022, there is an opportunity to increase some parking rates by higher percentages given the aforementioned factors, and that improvement in parking revenues further supports Parks and Recreation operations including Park Maintenance.

Veterans Parking

Following the one year trial of free year-round parking for veterans that was approved by City Council last October, in October 2021 [Council approved recommendations](#) to exempt all vehicles displaying veteran or Memorial Cross licence plates from parking fees at on-street metered parking and all City-owned off-street parking facilities. Further, staff were directed to inform the Park Board of Council's decision for consideration of similar actions at Park Board sites and facilities.

In order to highlight and recognize veterans' service to Canada, it has been the Park Board's practice to exempt those displaying a veteran licence plate from paying for parking at any Park Board managed lots during the week leading up to and including Remembrance Day. In 2020, staff recommended in the [2021 Fees & Charges report](#) that paid parking at Park Board sites be optional for vehicles displaying veteran plates for the same term as the year-round free parking trial launched by Council for City-managed sites. Veterans would not need to pay for parking, but could do so optionally in order to support the parks and recreation system. The intent was to avoid confusion between practices at City vs. Park Board managed parking sites, while also remaining aligned with the Park Board's [VanPlay Framework](#), which puts an emphasis on equity in service provision.

To align with the recent Council decision to continue offering free year-round parking to veterans, which included expanding this exemption to holders of Memorial Cross licence plates, staff recommend the Park Board continue offering optional year-round free parking to vehicles displaying veteran plates, and extend this to include holders of Memorial Cross licence plates as well. This policy reflects the Park Board's historical practice of honouring veterans' service, while also supporting its commitment to equity by providing veterans and their families with the option to pay if they are able to do so.

Notable 2022 Rate Changes

A review of the market indicated that Park Board rates are lower than competitor lots. To better align these rates, but still maintain affordability for parks and recreation users, proposed rate increases are noted in Table 2 below.

Product	Proposed Increase (Post-Tax)
Hourly	\$0.05 - \$0.50 Average 5%
Daily	\$0.00 - \$0.92 Average 2%
Monthly, Annual and Seasonal	\$5 - \$47 Average 3%

Table 2: Proposed Parking Rate Increases

Parking rates are shown inclusive of relevant taxes. Details of proposed prices are included in Appendix A.

Marinas

Overview

The Park Board operates two marinas: Burrard Civic Marina and Heather Civic Marina. The Heather Civic Marina is operated by the Park Board on behalf of the Property Endowment Fund (PEF), with any net surplus from operations being transferred to the PEF; the Park Board does not retain any financial benefit from this operation. The Burrard Civic Marina is budgeted to generate revenues of \$2.1 million in 2022.

Pricing Considerations

In setting rates at Burrard, the policy is to ensure recovery of increasing costs to operate, using the Consumer Price Index (CPI) as a benchmark and comparable market rates. At the time of this report, the CPI index is 3.5; however, an increase of 2% is proposed for 2022 to help cover increases in fixed costs for staff, utilities and supplies.

Details of proposed prices are included in Appendix A.

Special Events & Film

Overview

The Park Board hosts many special events and filming activities, with parks in constant demand for siting. While the use of park sites for large-scale events and filming are welcome, it is important to balance the use of park locations to minimize public access restrictions.

In 2020, special events and filming was budgeted to generate roughly \$1 million in revenue through permit and user fees to help offset costs associated with park maintenance. With the impact of COVID-19 and PHO restriction orders in 2020, revenue expectation for the 2021 budget was reduced to \$0.6 million.

In keeping with the City's general approach to budget to full services in 2022, revenue expectation for special events and filming have been reset to 2020 budget levels, plus a 2% fee increase. The 2% increase is estimated to generate an additional \$0.02 million in revenue.

Pricing Considerations

Pricing for special events and filming takes into consideration both the costs to operate and market conditions, with an overall goal of generating a net surplus to help fund other services and events for all parks users.

Notable 2022 Rate Changes

Most fees for 2022 are proposed to increase by 2%, however a review of permit fees on private events and filming/photography indicate that Park Board rates are below other municipalities. Filming in particular is significantly lower compared to the filming industry. The activities in these categories are commercial in nature, hence would be able to absorb additional fees.

As shown in Table 3, rate increases of 5% for private events, an average of 2% for general/event permits, and an average of 5% for filming/ photography are proposed for 2022.

Product	Proposed Increase (Pre-Tax)
Private Events	\$15 - \$130 5%
General / Event Permits	\$0.50 - \$63.20 Average 2%
Filming / Photography	\$1 - \$79 Average 5%

Table 3: Proposed Rate Increases for Events & General Permits

Details of proposed prices are included in Appendix A.

Recreation Admissions, Programs and Facilities

Overview

Recreation Services provides core programs and facilities to support residents and visitors staying active and healthy. In 2020, the Park Board was budgeted to generate \$20.3 million from recreation user fees at arenas, aquatic facilities, Park Board run fitness centres, and outdoor sport facilities. During 2021, the recreation user fee revenue budget was reduced to \$10.7 million in recognition of the significant pandemic effects on recreation facility capacities and program restrictions. The \$9.6 million resulting budget gap was funded from increased tax support and contributions from City reserves.

For 2022, in keeping with the City's general approach to budget for full services, the recreation user fee revenue budget has been set to 2020 revenue budget levels, plus a 2% fee increase on the reinstated revenue budget. The 2% increase generates an additional \$0.4 million in revenue to help cover increases in fixed costs for staff, utilities and supplies.

User fees help to offset the costs of direct staffing (such as instructors), indirect staff (such as programmers and cashiers), as well as facility operating and maintenance costs (such as facility cleaning, heating and cooling costs). Recreation user fees included in the proposed 2022 budget offset roughly 39% of recreation expenditures. Recreation costs not funded through user fees are funded through a combination of other Park Board revenues and property tax funding.

With the return to full service budgeting for 2022, the indoor aquatics program needs an additional \$0.6 million budget increase beyond historical levels to cover the cost of increasing indoor aquatics deck staffing by 17,000 hours, as recommended by a Lifesaving Society audit. This audit reviewed all aquatic facilities and associated operating procedures, and resulted in changes to operations based on best practices and aquatics industry (Lifesaving Society) standard guidelines. After careful consideration of impacts to users and a comparison of Vancouver recreation fees to those in surrounding jurisdictions, recreation leadership is proposing a further recreation fee increase of 3% (for a total increase of 5%) for 2022 to generate an additional \$0.6 million in revenues. This extra increase will be re-invested to preserve aquatics services and this approach to filling the budget gap is in keeping with the public's preference for increases to user fees over general tax increases.

It is worth noting that provincial health orders continue to change, and may continue to impact recreation programs. With the evolving nature of these orders there is some risk of not fully achieving the 2022 recreation revenue budgets, but staff will continue to closely monitor revenues trends throughout 2022 to ensure any resulting budget gaps are identified and steps taken to mitigate shortfalls where possible.

Pricing Considerations

A survey of lower mainland fees and charges was conducted to help ensure that the proposed 2022 fee increases still allow the Park Board to provide excellent recreation services at a competitive price. In analyzing the gathered fee data, it is clear that there is not a consistent approach to setting user fees across lower mainland recreation facilities: each municipality takes a different approach to age based pricing, to discounts, to options to reduce financial barriers to participation, and to allocation of limited facility times in high demand by user groups. All this makes fee comparison difficult to summarize, but in looking broadly across the various fees, the proposed increases will keep Vancouver prices in the middle to lower end range for recreation fees in the lower mainland. Details of various comparisons of recreation fees across the lower mainland are included in Appendix B.

Notable 2022 Rate Changes

Recreation Admissions & Passes

Adult Flexipass and drop-in admission passes are proposed to increase by 5% and staff are continuing to align extended term/multiple visit products pricing to a standard discount model when compared to drop-in pricing and 1-month Flexipasses. This pricing structure promotes an extended commitment to recreational activity by users. The approved 2021 discounts, proposed 2022 discounts, and the longer-term discount targets are outlined in Table 4 below.

Product	2021 Discount	2022 Discount	Target Discount
10-visit Pass & Indoor Cycling 10-visit pass <i>(discount compared to purchase of 10 drop-ins)</i>	16%	14%	10%
Public Skate Rental 10 tickets & Kerrisdale Play Palace 10-visit pass <i>(discount compared to purchase of 10 one-time fees)</i>	16%	14%	10%

Table 4: Recreation Pass Discounts

Maple Grove Outdoor Pool drop-in admissions are proposed to increase per the process outlined in the 2021 Fees & Charges report, as staff continue to synchronize with the standard pool drop-in admission rates. As noted in the 2021 recommendation, the services provided at this pool are similar to all other outdoor pools with the exception of length swimming.

Youth, Senior, and Child discounts continue to be applied to the noted adult admission rates based on the age-based fee structure policy: 50% discount for Child, 30% discount for Youth and Senior. Exceptions to this discount policy are noted in Appendix A and a comparison of age-based discounts in the various jurisdictions across the lower mainland are included in Appendix B.

Pool, Arena & Outdoor Sport Rentals

Rental fees for pools, arenas and fitness full studio rentals are proposed to increase by 5% for 2022, as are outdoor sport court and field fees.

Bleacher rentals have been affected by pandemic restrictions on participants and spectators and until the spectator limits are no longer an issue, the current pricing structures cannot be evaluated. No increase to these fees is recommended for 2022.

Pool, Arena & Outdoor Sport Lessons and Programs

Lessons and programs at pools and arenas are recommended to increase by 5%, primarily to generate additional revenue to offset the increased costs for 17,000 additional hours for deck staff, as recommended by the Lifesaving Society audit.

As well, it is proposed to continue the process that began in 2020 of aligning child and youth lesson pricing at pools and arenas by having no increase in child & youth program pricing at arenas for 2022. The approved 2021 discounts, proposed 2022 discounts, and the longer-term discount targets are detailed in Table 5 below.

Product	2021 Discount	2022 Discount	Target Discount
Child and Youth Swim Lessons – 30 mins <i>(discount compared to adult lesson pricing)</i>	30.0%	30.0%	30.0%
Child and Youth Swim – 45 mins <i>(discount compared to adult lesson pricing)</i>	33.7%	33.0%	30.0%

Table 5: Child and Youth Swim Discounts

Adult learn to skate lessons will increase by \$0.56 (6%) per 30 minute class while child & preschool lessons will not increase to continue transitioning rate alignment with the 30% age based discount for youth. The adult lesson increase is part of the multi-year approach approved in 2021 to align skate lesson pricing with aquatics lessons.

Vancouver Aquatic Centre child minding strip tickets are proposed to increase by 7% to continue the discount alignment objectives approved in 2021, as noted previously under the Admission & Passes section of this report. This increase will allow for the shift from the 2021 16% discount over 10 individual drop-in fees to a 14% discount price for 2022, with the eventual goal of providing a consistent 10% discount for all strip tickets and visit passes.

Fees for outdoor sport programming were established in 2020 but the plan to launch these new programs during 2020 have been put on hold due to pandemic restrictions and no increase is recommended until the programs can be implemented and the existing fees evaluated.

Details of all proposed recreation prices are included in Appendix A & comparisons of fees between lower mainland municipalities are included in Appendix B.

Regulation Golf Courses and Pitch & Putts

Overview

The Park Board operates three regulation golf courses and three pitch & putt courses. Golf related user fees are budgeted to generate revenues of \$9.8 million in 2022, which will be used to offset costs in other service areas. During the pandemic, golf operated at capacity and spurred unprecedented demand with rounds at the regulation courses exceeding pre-pandemic levels (200,164 rounds YTD Sep 2021 vs 144,382 rounds in 2019 full year).

Pricing Considerations

In determining golf rates for next year, staff performed a market scan of other competing courses in the area and considered the direct costs related to this unprecedented volume. The market scan indicated that Park Board courses are below most market rates.

Notable 2022 Rate Changes

For 2022, a fee increase of 3% is proposed on all Regulation courses and 2% on Pitch & Putts in order to maintain the assets and continue quality service delivery in a high demand environment.

The cost of the Pitch & Putt monthly adult pass is currently equivalent to paying for 5.5 visits; whereas a recreational monthly Flexipass is equivalent to paying for 7.7 visits. As the P&P pass provides a higher discount, a 10% (\$7.82) increase is proposed to improve alignment between the two monthly passes and reflect similar pricing approach.

Details of proposed prices are included in Appendix A.

Destination Attractions

Overview

The Park Board operates three unique destination attractions: VanDusen Botanical Garden, Bloedel Conservatory, and Stanley Park Train. In 2020, the budgeted revenue from these attractions was \$7.3 million; however, the attractions were impacted by the pandemic as there were no travel and capacity restrictions as per PHO orders. For 2021, budgeted revenue was reduced to \$1.8 million.

The 2022 budget reinstated revenue expectations at pre-pandemic levels as per general approach taken by the City. Attractions is budgeted to generate \$7.7 million in revenue - VanDusen (\$4.5 m), Bloedel (\$1.1 m) and SP Train (\$2.1 m).

Pricing Considerations

Admission pricing is primarily based on recovery of costs to operate, and an assessment of the value of the visitor experience at the garden, the conservatory, and the train. The train is a unique attraction with limited comparable experiences.

For rentals at VanDusen and Bloedel, comparable market rates are reviewed and further consideration is given to events that restrict general garden access (e.g. events in the garden and lake/pond areas such as weddings or corporate events). Rental discounts for charities and non-profit groups are also provided.

Product	Proposed Increase (Pre-Tax)
Facility Rentals	\$0.00 - \$535 Average 7%
Admissions	\$0.00 - \$5.00 Average 3%

Table 6: Admissions and Rentals

Notable 2022 Rate Changes

VanDusen Botanical Garden

General admissions are proposed to increase by 2%. Senior, youth and child rates will be adjusted in accordance to the Park Board's discount policy, with prices rounded to the nearest \$0.05.

Some rental rates will remain the same while some are proposed to average 7% (\$5 to \$535) in order to align with market rates and recovery of operating costs.

Charity/non-profit discounts are transitioning to a target 30% discount by decreasing the discount annually by 1.5%, resulting in a proposed 32% discount for 2022.

Bloedel Conservatory

An increase of 2% is proposed on general admissions. Seniors, youth, and child admissions are priced in accordance with Park Board discount policy.

Most rental rates at Bloedel will remain the same with some proposed to increase by an average of 4% (\$0.15 to \$35) in order to align to market rate and recovery of operating costs.

Stanley Park Train

An increase of 3% is proposed on general admissions, adjusted to the nearest \$0.25 to reflect market practice. Seniors, youth, and child admissions are priced in accordance with Park Board discount policy.

Details of all proposed prices are included in Appendix A

Holiday Event Pricing

As approved during the 2020 Fees & Charges review process, holiday event pricing is no longer part of this process. Prices are to be determined closer to the events, once information required to set prices become available, subject to approval of the General Manager.

FINANCIAL IMPLICATIONS

The proposed fee changes are expected to generate roughly \$1.7 million of incremental revenues in 2022.

CONCLUSION

It is Park Board policy that fees and charges for Park Board services are established on a cost recovery basis for core parks and recreational services, while remaining comparable to other municipalities and private providers. For services considered to be outside of the core service areas, fees and charges are set close to market to enable the Park Board to generate revenues to subsidize costs across other service areas.

The proposed changes for the 2022 Fees and Charges (detailed in Appendix A) are consistent with Park Board policy and consider market and customer impacts, keeping affordability at the forefront of proposed rates. The revenue increases generated by the fee increases proposed in this report are expected to contribute approximately \$1.7 million toward the increased costs of providing parks and recreation services for 2022.

General Manager's Office
Vancouver Board of Parks and Recreation
Vancouver, BC

Prepared by:
Natalie Froehlich, Director, Financial Planning & Analysis

Vancouver Board of Parks and Recreation

Proposed 2022 Fees & Charges

APPENDIX A



www.vancouverparks.ca

Special Park Board Meeting
November 30, 2021

POLICY

The Park Board's policy on user fees and charges is summarized as follows:

- User fees and charges will be levied to recover all or a portion of overall operating costs.
- All fees and charges will be adjusted to accommodate changes in the marketplace and in operating and maintenance costs.
- The General Manager will have the authority to waive or reduce fees and alter fees for services, promotion purposes and to quickly establish fees for experimental services.
- Fees may be revised for people with accessibility issues and their attendants, families, groups, frequent users, low priority times, promotions and marketing strategies.
- Each ice rink and indoor pool will include at least four hours of low-cost public sessions each week.
- Leisure Access Program (LAP) participants receive free access to public swimming and skating, and reduced fees at participating Park Board operated fitness centres. Reductions are available for Flexipasses, swim lessons and skate lessons as well as for one recreation program per person per season at participating centres.
- Unless otherwise specified, fees are defined for age-based and family categories as follows:

Pre-school:	4 years of age and under
Child:	5 to 12 years inclusive
Youth:	13 to 18 years inclusive
Adult:	19 to 64 years inclusive
Seniors:	65 years and up
Family:	1-2 adults of the same household and their children.
- Where noted, to encourage family participation, family pricing is available; each person in the family pays the child rate, subject to a two person minimum.
- An age-based fee structure will be maintained that provides the following general discounts from adult fees for recreation services:

Youth and Seniors:	30% discount
Children:	50% discount
- Vehicles displaying veteran or Memorial Cross licence plates have the option to not pay parking fees at Park Board managed paid parking sites (any posted time limits or other restrictions apply).

Parking

		FEE RATE PROPOSAL (INCLUDING PARKING TAXES)				Historical PoP % Trend				
		APPROVED	PROPOSED		% Change (incl. tax impact)	*				
Effective Date		Jan 1, 2021	Jan 1, 2022	\$ Change			Jan 1, 2018	Jan 1, 2019	Jan 1, 2020	Jan 1, 2021
*PARKING TAX RATE (see breakdown below)		30.20%	30.20%							
Stanley Park (Lot 62)										
Hourly Rate										
October 1st - March 31st		2.70	2.75	0.05	2%		-	-	4%	4%
April 1st - September 30th		3.70	3.75	0.05	1%		-	-	3%	3%
Daily Rate										
October 1st - March 31st		7.50	7.75	0.25	3%		-	-	3%	4%
April 1st - September 30th		14.00	14.25	0.25	2%		-	-	3%	4%
Season Pass - April 1st - September 30th		245.00	250.00	5.00	2%		-	-	-	9%
Off Season Pass - Oct 1 - Mar 31		130.00	135.00	5.00	4%		-	-	-	8%
Annual Pass		355.00	365.00	10.00	3%		-	-	-	3%
Devonian (Lot 35)										
Hourly	6:00 am - 6:00 pm	5.30	5.50	0.20	4%		-	-	6%	-
Daily	6:00 am - 6:00 pm	15.65	16.00	0.35	2%		-	-	3%	1%
Evening Rate	6:00 am - 6:00 pm	12.50	12.75	0.25	2%		-	-	3%	1%
Event Rate	6:00 pm - 11:00 pm	25.50	26.00	0.50	2%		-	-	25%	2%
Monthly		220.00	225.00	5.00	2%		-	-	41%	25%
Beach Avenue and Sunset Beach Loops (Lot 63)										
Hourly Rate		3.70	3.75	0.05	1%		-	-	3%	3%
Daily Rate		14.00	14.25	0.25	2%		-	-	3%	4%
Event Rate	6:00 pm - 11:00 pm	26.00	26.50	0.50	2%		-	-	-	4%
Aquatic Centre (Lot 63)										
Hourly Rate		3.70	3.75	0.05	1%		-	-	3%	3%
Daily Rate		14.00	14.25	0.25	2%		-	-	3%	4%
Event Rate	6:00 am - 6:00 pm	25.50	26.00	0.50	2%		-	-	-	2%
Coal Harbour Community Centre (Lot 64)										
Hourly Rate	6:00 am - 6:00 pm	3.70	3.75	0.05	1%		-	-	3%	3%
Daily Rate	6:00 am - 6:00 pm	16.50	17.00	0.50	3%		-	-	3%	-
Evening - 90 min Rate	6:00 pm - 1:00 am	3.70	4.00	0.30	8%		-	-	3%	3%
Evening Rate	6:00 pm - 6:00 am	8.25	8.50	0.25	3%		-	-	3%	-
Monthly Pass		225.00	235.00	10.00	4%		-	-	2%	10%
Roundhouse Community Centre (Lot 65)										
Hourly Rate	7:00 am - 6:00 pm	3.70	3.75	0.05	1%		-	-	3%	3%
Daily Rate (Sat, Sun & holidays)	7:00 am - 6:00 pm	16.50	17.00	0.50	3%		-	-	3%	7%
Evening Rate	6:00 pm - 11:00 pm	7.00	7.25	0.25	4%		-	-	3%	36%
Monthly Pass		225.00	235.00	10.00	4%		-	-	8%	10%

Parking

	FEE RATE PROPOSAL (INCLUDING PARKING TAXES)					Historical PoP % Trend			
	APPROVED	PROPOSED		% Change (incl. tax impact)	*	Jan 1, 2018	Jan 1, 2019	Jan 1, 2020	Jan 1, 2021
Effective Date	Jan 1, 2021	Jan 1, 2022	\$ Change						
*PARKING TAX RATE (see breakdown below)	30.20%	30.20%							
Creekside Community Centre (Lot 68)									
Hourly 6:30 am - 6:00 pm	3.70	3.75	0.05	1%		-	-	3%	3%
Daily 6:30 am - 6:00 pm	13.50	13.75	0.25	2%		-	-	3%	1%
Evening Rate 6:00 pm - 1:00 am	7.00	7.25	0.25	4%		-	-	3%	13%
Queen Elizabeth Park (Lot 67)									
Hourly Rate									
October 1st- April 30th	2.65	2.75	0.10	4%		-	-	4%	2%
May 1st - September 30th	3.65	3.75	0.10	3%		-	-	3%	1%
Daily Rate									
October 1st- April 30th	7.25	7.50	0.25	3%		-	-	3%	1%
May 1st - September 30th	13.50	13.75	0.25	2%		-	-	3%	1%
Annual Pass	160.00	165.00	5.00	3%		-	-	-	14%
Kitsilano Park (Lot 66)									
Hourly Rate									
October 1st - April 30th	2.65	2.75	0.10	4%		-	-	4%	2%
May 1st - September 30th	3.70	3.75	0.05	1%		-	-	3%	3%
Daily Rate									
October 1st - April 30th	7.25	7.50	0.25	3%		-	-	3%	1%
May 1st - September 30th	14.50	15.00	0.50	3%		-	-	3%	8%
Vanier Park (Lot 71)									
Daily Rate									
Vehicle and Trailer	23.00	23.50	0.50	2%		-	-	3%	12%
Vehicle Only	13.40	13.75	0.35	3%		9%	-	3%	8%
Hourly Rate									
Vehicle Only	3.65	3.75	0.10	3%		-	-	3%	1%
Seasonal Pass - Vehicle & Trailer (Apr-Sept)	175.00	185.00	10.00	6%		-	-	-	17%
Vanier Park - Gravel (Lot 70)									
Hourly	2.65	2.75	0.10	4%		-	-	4%	2%
Daily	9.00	9.50	0.50	6%		6%	-	3%	3%
Jericho Beach (Lot 69)									
Hourly Rate									
April 1 - September 30	3.70	3.75	0.05	1%		-	-	3%	3%
Daily Rate									
April 1 - September 30	13.75	14.00	0.25	2%		-	-	3%	3%
Season Pass (April 1 to September 30)	100.00	105.00	5.00	5%		-	-	-	15%

Parking

	FEE RATE PROPOSAL (INCLUDING PARKING TAXES)					Historical PoP % Trend			
	APPROVED	PROPOSED		% Change (incl. tax impact)	*	Jan 1, 2018	Jan 1, 2019	Jan 1, 2020	Jan 1, 2021
Effective Date	Jan 1, 2021	Jan 1, 2022	\$ Change						
*PARKING TAX RATE (see breakdown below)	30.20%	30.20%							
Empire Fields (Lot 87)									
Hourly Rate (max 3 hrs)	1.75	2.25	0.50	29%	(1)	-	-	3%	13%
Hastings / Renfrew (Lot 109)									
Hourly (max \$6 daily)	1.75	2.00	0.25	14%	(1)	-	-	-	17%
Daily	12.50	12.75	0.25	2%		-	-	-	4%
Evening Rate	6.12	6.25	0.13	2%		-	-	-	2%
Daily (portion thereof for Events)	22.00	22.00	0.00	0%		-	-	-	10%
Bus Parking (Stanley Park and QE Park Only, one ticket/pass valid for both locations)									
Daily Rate									
11 Seats & Under	16.83	17.75	0.92	6%		2%	-	3%	2%
12-24 Seats	30.00	31.00	1.00	3%		3%	-	3%	8%
25 Seats & Over	50.49	52.00	1.51	3%		2%	-	3%	2%
Annual Pass									
11 Seats & Under	688.50	705.00	16.50	2%		2%	-	-	2%
12-24 Seats	984.30	1,005.00	20.70	2%		2%	-	-	2%
25 Seats & Over	1,428.00	1,475.00	47.00	3%		3%	-	-	2%
"hop on hop off" buses	1,428.00	1,475.00	47.00	3%		3%	-	-	2%
Special Event Parking Daily Rate									
Rates may change during the year due to market fluctuations									
Taxes Included in Parking Rates:									
Parking Sales Tax	24.00%	24.00%							
GST on Parking Sales Tax	1.20%	1.20%							
GST	5.00%	5.00%							
	30.20%	30.20%							

*Notes:

(1) Increase to better align to neighboring lots

- Vehicles displaying veteran or Memorial Cross licence plates do not need to pay parking fees at paid parking sites (any posted time limits or other restrictions apply).

Burrard Marina

Effective Date	FEE RATE PROPOSAL (Excluding Taxes)				Historical PoP % Trend			
	APPROVED Apr 1, 2021	PROPOSED Apr 1, 2022	\$ Change	% Change	Apr 1, 2018	Apr 1, 2019	Apr 1, 2020	Apr 1, 2021
Applicable Tax Rate (Reference Only)	5.0%	5.0%						
Moorage Rates:								
Slip Moorage (21' and under) per ft/mth	12.29	12.54	0.25	2%	8%	1%	2%	2%
Slip Moorage (22' and over) per ft/mth	14.04	14.32	0.28	2%	8%	1%	2%	2%
Transient Moorage - 30% premium above moorage rates								
Sublets on slip moorage - 30% premium on above rates								
Land Storage - Motorized:								
20' x 8' wide per annum	1,362.99	1,390.25	27.26	2%	8%	1%	7%	2%
30' x 10' wide per annum	2,036.42	2,077.15	40.73	2%	8%	1%	7%	2%
Sublets on land storage - 30% premium on above rates								
Land Storage - Paddlers and Rowers:								
60' x 20' wide (Rowing Pens) per annum	3,810.69	3,886.91	76.21	2%	8%	1%	-	2%
60' x 30' wide (Rowing Pens) per annum	5,410.52	5,518.73	108.21	2%	8%	1%	-	2%
Sublets on land storage - 30% premium on above rates								
Canoe and Kayak Racks per annum	373.15	380.62	7.46	2%	2%	1%	-	2%
Storage of 2 kayaks in one rack - 50% premium above single rate								
Work Area:								
1 to 30 days per day	10.31	10.52	0.21	2%	2%	1%	2%	2%
31 to 60 days day and space permitting	13.26	13.53	0.27	2%	2%	1%	2%	2%

Special Events & Filming - Event Permits

		FEE RATE PROPOSAL (Excluding Taxes)				Historical PoP % Trend				
Effective Date		APPROVED Jan 1, 2021	PROPOSED Jan 1, 2022	\$ Change	% Change	*	Jan 1, 2018	Jan 1, 2019	Jan 1, 2020	Jan 1, 2021
Applicable Tax Rate (Reference Only)		5.0%	5.0%							
Application Fee		32.00	33.00	1.00	3%	(1)	3%	-	3%	3%
Charity / Community										
1-50,	Level 1	101.00	103.00	2.00	2%		2%	2%	2%	2%
51-200	Level 2	256.00	261.00	5.00	2%		3%	2%	2%	2%
201-500	Level 3	378.00	386.00	8.00	2%		2%	3%	2%	2%
501-1000	Level 4	505.00	515.00	10.00	2%		2%	3%	2%	2%
>1000	Level 5	632.00	645.00	13.00	2%		3%	3%	2%	2%
Charity Athletic / Corporate Runs										
1-50	Level 1	101.00	103.00	2.00	2%		4%	2%	2%	2%
51-200	Level 2	256.00	261.00	5.00	2%		3%	2%	2%	2%
201-500	Level 3	378.00	386.00	8.00	2%		2%	3%	2%	2%
501-1000	Level 4	632.00	645.00	13.00	2%		3%	3%	2%	2%
1001-5000	Level 5	1,015.00	1,035.00	20.00	2%		2%	3%	2%	2%
>5000	Level 6	1,265.00	1,290.00	25.00	2%		2%	3%	2%	2%
Private										
1-50	Level 1	308.00	323.00	15.00	5%		3%	2%	2%	5%
51-200	Level 2	777.00	816.00	39.00	5%		2%	2%	2%	5%
201-500	Level 3	1,302.00	1,367.00	65.00	5%		2%	3%	2%	5%
501-1000	Level 4	2,079.00	2,183.00	104.00	5%		2%	2%	2%	5%
1001-5000	Level 5	2,599.00	2,729.00	130.00	5%		2%	2%	2%	5%
>5000	Level 6	Negotiable	Negotiable	n/a			-	-	-	-
Community Festivals / Concerts										
1-50	Level 1	251.00	256.00	5.00	2%		3%	3%	2%	2%
51-300	Level 2	378.00	386.00	8.00	2%		2%	3%	2%	2%
301-1000	Level 3	630.00	645.00	15.00	2%		3%	3%	2%	2%
1001-5000	Level 4	1,015.00	1,035.00	20.00	2%		2%	3%	2%	2%
5001-10,000	Level 5	1,265.00	1,290.00	25.00	2%		2%	3%	2%	2%
>10,000	Level 6	Negotiable	Negotiable	n/a			-	-	-	-
Commercial Events		Negotiable	Negotiable	n/a		-	-	-	-	-
Weddings										
1-5	Level 1	100.00	102.00	2.00	2%		-	-	-	-
6-15	Level 2	200.00	204.00	4.00	2%		-	-	-	-
16-30	Level 3	350.00	357.00	7.00	2%		-	-	-	-
>31	Level 4	453.00	462.00	9.00	2%		2%	2%	2%	2%

Special Events & Filming - Event Permits

	FEE RATE PROPOSAL (Excluding Taxes)				Historical PoP % Trend				
Effective Date	APPROVED Jan 1, 2021	PROPOSED Jan 1, 2022	\$ Change	% Change	*	Jan 1, 2018	Jan 1, 2019	Jan 1, 2020	Jan 1, 2021
Applicable Tax Rate (Reference Only)	5.0%	5.0%							
Alcohol Permits	630.00	655.00	25.00	4%		3%	3%	2%	2%
Site Visit	112.00	116.00	4.00	4%		5%	3%	2%	2%
Site Monitoring (per hr)	80.00	83.00	3.00	4%		6%	3%	3%	3%
Setup/Takedown (per day)									
Charged at 50% of the applicable daily special even or filming fee.									
Unmanned Aerial Vehicle (UAV) Fee	193.00	201.00	8.00	4%		2%	3%	2%	2%
Block Party Fee	109.00	111.00	2.00	2%		2%	3%	2%	2%
Security Deposit	Negotiable	Negotiable	n/a	-		-	-	2%	-

*Notes:

(1) Incremental increase to align with City fee of \$100

Special Events & Filming - General Permits

Effective Date		FEE RATE PROPOSAL (Excluding Taxes)				Historical PoP % Trend			
		APPROVED Jan 1, 2021	PROPOSED Jan 1, 2022	\$ Change	% Change	Jan 1, 2018	Jan 1, 2019	Jan 1, 2020	Jan 1, 2021
Applicable Tax Rate (Reference Only)		5.0%	5.0%						
Application Fee		32.00	33.00	1.00	3%	3%	-	3%	3%
Vendors Market		1,264.80	1,328.00	63.20	5%	2%	3%	2%	2%
Filming/Photography									
Documentary, Student		45.00	46.00	1.00	2%	3%	2%	2%	2%
Film Lunch Tents		332.00	349.00	17.00	5%	3%	2%	2%	6%
Set up / wrap		393.00	413.00	20.00	5%	2%	3%	2%	6%
Neighbourhood Parks	Level 1	195.00	205.00	10.00	5%	2%	3%	2%	6%
Neighbourhood Parks	Level 2	400.00	420.00	20.00	5%	3%	3%	2%	6%
Neighbourhood Parks	Level 3	800.00	840.00	40.00	5%	3%	3%	2%	6%
Neighbourhood Parks	Level 4	1,198.00	1,258.00	60.00	5%	-	3%	2%	6%
Destination Parks	Level 1	261.00	274.00	13.00	5%	3%	3%	2%	6%
Destination Parks	Level 2	525.00	551.00	26.00	5%	2%	3%	2%	6%
Destination Parks	Level 3	1,055.00	1,108.00	53.00	5%	2%	3%	2%	6%
Destination Parks	Level 4	1,585.00	1,664.00	79.00	5%	-	3%	2%	6%
Photography	Level 1	193.00	203.00	10.00	5%	3%	3%	2%	2%
Photography	Level 2	378.00	397.00	19.00	5%	2%	3%	2%	2%
Photography	Level 3	495.00	520.00	25.00	5%	-	-	-	-
Picnics									
Not Sheltered	Level 1	71.50	73.00	1.50	2%	2%	3%	1%	2%
Fraser River & Memorial South									
Not Sheltered	Level 2	102.00	104.00	2.00	2%	2%	2%	2%	2%
Lacarno, Jericho, Maple Grove, New Brighton, Riverfront									
Sheltered	Level 1	118.00	120.00	2.00	2%	3%	3%	2%	2%
Ceperley/Second Beach, John Henry/Trout Lake, Mini Railway									
Sheltered	Level 2	189.00	193.00	4.00	2%	2%	2%	2%	2%
Propect Point									

Special Events & Filming - General Permits

Effective Date		FEE RATE PROPOSAL (Excluding Taxes)				Historical PoP % Trend			
		APPROVED Jan 1, 2021	PROPOSED Jan 1, 2022	\$ Change	% Change	Jan 1, 2018	Jan 1, 2019	Jan 1, 2020	Jan 1, 2021
Applicable Tax Rate (Reference Only)		5.0%	5.0%						
Artist Permits	Season								
Artist Zone A (per month)	High	80.00	81.50	1.50	2%	3%	1%	2%	2%
Artist Zone A (per month)	Low	40.50	41.25	0.75	2%	3%	3%	2%	2%
Artist Zone B (per month)	High	64.50	65.75	1.25	2%	3%	2%	2%	2%
Artist Zone B (per month)	Low	33.50	34.25	0.75	2%	5%	3%	2%	2%
Artist Zone C (per month)	High	52.00	53.00	1.00	2%	4%	2%	2%	2%
Artist Zone C (per month)	Low	29.00	29.50	0.50	2%	3%	4%	2%	2%
Artist Zone D (per month)	High	64.50	65.75	1.25	2%	3%	2%	2%	2%
Artist Zone D (per month)	Low	33.50	34.25	0.75	2%	5%	3%	2%	2%
Artist Zone E (per month)	High	64.50	65.75	1.25	2%	3%	2%	2%	2%
Artist Zone E (per month)	Low	33.50	34.25	0.75	2%	5%	3%	2%	2%
Artist Parking (per month)	High	24.00	24.50	0.50	2%	6%	-	2%	2%
Artist Parking (per month)	Low	22.00	22.50	0.50	2%	7%	-	2%	2%
Recreation Activity Permit									
Private/commercial (per hr)	Level 1	50.00	51.00	1.00	2%	9%	-	150%	-
Private/commercial (per hr)	Level 2	75.00	76.50	1.50	2%	-	-	-	-
Non-profit (per hr)		15.25	16.00	0.75	5%	-	-	-	-

Recreation Admission & Passes

Effective Date	FEE RATE PROPOSAL (Excluding Taxes)					Historical PoP % Trend			
	APPROVED Jan 1, 2021	PROPOSED Jan 1, 2022	\$ Change	% Change	*	Jan 1, 2018	Jan 1, 2019	Jan 1, 2020	Jan 1, 2021
Applicable Tax Rate (Reference Only)	5.0%	5.0%							
Adult*									
12 month Flexipass	423.45	443.06	19.61	5%		2%	2%	2%	2%
3 month Flexipass	132.33	138.46	6.13	5%		2%	2%	2%	2%
1 month Flexipass	49.01	51.28	2.27	5%		-	2%	2%	2%
10 Visit Admission Pass	53.26	57.28	4.02	8%	(1)	2%	2%	3%	4%
Drop-in Admission	6.34	6.66	0.32	5%		2%	-	2%	2%
Excluded from age-based discount policy:									
Maple Grove Outdoor Pool Drop-in Admission - Adult	3.81	4.76	0.95	25%	(2)	20%	-	-	33%
Maple Grove Outdoor Pool Drop-in Admission - Child/Youth/Senior	2.86	3.33	0.47	16%	(2)	33%	-	-	51%
Indoor Cycling Drop-in (all ages)	6.34	6.66	0.32	5%		2%	-	2%	2%
Indoor Cycling 10 Visit Admission Pass (all ages)	53.26	57.28	4.02	8%	(3)	2%	-	5%	4%
Kerrisdale Play Palace Drop-in Admission									
6 years to 12 years	5.37	5.64	0.27	5%		2%	2%	2%	2%
2 years to 5 years	4.83	5.07	0.24	5%		2%	2%	2%	2%
6 months to 23 months	3.73	3.92	0.19	5%		2%	2%	2%	2%
Under 6 months	FREE	FREE				-	-	-	-
Group Rate (Monday - Friday, 12pm - 2pm only)	3.46	3.63	0.17	5%		3%	2%	2%	2%
Kerrisdale Play Palace 10 Visit Pass									
14% discount compared to 10 x Drop-in price					(4)				
Skate Rentals and Skate Sharpening									
Public Skate Rental	3.20	3.36	0.16	5%		2%	2%	2%	2%
Public Skate Rental 10 Tickets	26.88	28.90	2.02	8%	(4)	2%	2%	2%	7%
School Skate Rental	50% off	50% off							
Skate Sharpening (incl. PST as well)	6.17	6.48	0.31	5%		2%	2%	2%	2%
Flexipass Discounts:									
Youth and Senior	30% off	30% off				-	-	-	-
Child	50% off	50% off				-	-	-	-
Leisure Access Program (LAP)	50% off	50% off				-	-	-	-
Corporate Discount (minimum of 10 members)	25% off	25% off				-	-	-	-
Target Fitness for CoV employees	44% off	44% off				-	-	-	-
*Age-based Admission Discounts									
Senior/Youth	30% off	30% off				-	-	-	-
Child	50% off	50% off				-	-	-	-
Preschoolers, accompanied by an adult, except where rates are noted.	FREE	FREE				-	-	-	-
Other Admission Discounts (not applicable to 10 Visit Admission Passes):									
Family Drop-in Admission per person (minimum two child rates)	at child rate	at child rate				-	-	-	-
Family Swim/Skate Reservation Fee (equivalent to 2 adult Drop-in Admissions & allows up to 2 Adults & 3 Children/Youth aged 5-18 to attend together - to be used as required for advanced reservations)	12.68	13.32	0.64	5%		-	-	-	-
LAP Admission Rate - free public swim, public skate & skate rental	FREE	FREE				-	-	-	-
LAP Admission Discount - Fitness (does not apply to Personal Training)	50% off	50% off				-	-	-	-
Low cost swim/skate sessions Drop-in admission	50% off	50% off				-	-	-	-
Sauna/Whirlpool only Drop-in admission (pool closure)	50% off	50% off				-	-	-	-
Group Rate - single Drop-in admission for groups of 10 or more	25% off	25% off				-	-	-	-

Recreation Admission & Passes

Effective Date	FEE RATE PROPOSAL (Excluding Taxes)					Historical PoP % Trend			
	APPROVED Jan 1, 2021	PROPOSED Jan 1, 2022	\$ Change	% Change	*	Jan 1, 2018	Jan 1, 2019	Jan 1, 2020	Jan 1, 2021
Applicable Tax Rate (Reference Only)	5.0%	5.0%							
Fitness Personal Training									
Private 1 session	52.76	55.40	2.64	5%		2%	-	2%	2%
Private 3 sessions	146.21	153.52	7.31	5%		5%	-	2%	2%
Private 5 sessions	235.16	246.92	11.76	5%		1%	-	2%	2%
Private 10 sessions	422.16	443.27	21.11	5%		2%	-	2%	2%
Semi 1 session	79.12	83.08	3.96	5%		2%	-	2%	2%
Semi 3 sessions	219.35	230.32	10.97	5%		5%	-	2%	2%
Semi 5 sessions	362.14	380.25	18.11	5%		-	-	2%	2%
Semi 10 sessions	672.55	706.18	33.63	5%		-	-	2%	2%
Group 1 session	110.98	116.53	5.55	5%		-	-	-	2%
Group 3 sessions	297.25	312.11	14.86	5%		-	-	-	2%
Group 5 sessions	435.98	457.78	21.80	5%		-	-	-	2%
Group 10 sessions	792.68	832.31	39.63	5%		-	-	-	2%

*Notes:

- (1) 2022 discount is 14% compared to 10 Drop-in admissions; transitioning to a 10% discount on 10 Drop-in admissions (2020 discount was 18%, 2021 was 16%)
 (2) Transitioning to standard pool admission rate (increase \$1/yr until synchronized with standard rates)
 (3) Indoor Cycling Admission & 10 Visit Admission Passes set to match Adult Drop-In Admission pricing.
 (4) Transitioning to a 10% discount on 10 Drop-in admissions

Pool, Arena, Outdoor Sport, Fitness & Racquet Court Recreation Rentals

	FEE RATE PROPOSAL (Excluding Taxes)					Historical PoP % Trend				
Effective Date	APPROVED Apr 1, 2021	PROPOSED Apr 1, 2022	\$ Change	% Change	*	Jan 1, 2018	Apr 1, 2019	Apr 1, 2020	Apr 1, 2021	
Applicable Tax Rate (Reference Only)	5.0%	5.0%								
<u>INDOOR POOLS - GENERAL RENTAL (Hourly Rates)</u>										
50M Pools										
Lane	47.72	50.11	2.39	5%		5%	2%	2%	-	
Section Rates	125.84	132.13	6.29	5%		5%	2%	2%	-	
50m Tank	376.32	395.14	18.82	5%		5%	2%	2%	-	
Diving Tanks	125.84	132.13	6.29	5%		5%	2%	2%	-	
Teach Tank (staff extra)	27.69	29.07	1.38	5%		5%	2%	2%	-	
Lecture/Party Room	28.46	29.88	1.42	5%		5%	2%	2%	-	
Kensington										
Full Tank	107.07	112.42	5.35	5%		5%	2%	2%	-	
Shared Use (1/2 Tank)	59.35	62.32	2.97	5%		5%	2%	2%	-	
Templeton										
Teach Tank (staff extra)	27.69	29.07	1.38	5%		5%	2%	2%	-	
School Rentals - Special										
Templeton and Lord Byng (staff extra)	74.06	77.76	3.70	5%		5%	2%	2%	-	
All Other Pools										
25m Tank (staff extra)	142.93	150.08	7.15	5%		5%	2%	2%	-	
Lane	24.12	25.33	1.21	5%		5%	2%	2%	-	
<u>INDOOR POOLS - BLOCK RENTALS</u>										
50M Pools										
1/2 day	1,789.39	1,878.86	89.47	5%		5%	2%	2%	-	
Full day	3,578.78	3,757.72	178.94	5%		5%	2%	2%	-	
All Other Pools										
1/2 day	766.88	805.22	38.34	5%		5%	2%	2%	-	
Full day	1,533.76	1,610.44	76.68	5%		5%	2%	2%	-	
<u>INDOOR POOLS - CLUB RENTALS (Hourly Rates)</u>										
<i>(Club rentals apply to Vancouver-based Clubs registered with Swim BC)</i>										
Prime Time 50M/8 Lanes/Hour										
Pool	155.24	163.00	7.76	5%		5%	2%	2%	-	
Lane	19.77	20.76	0.99	5%		5%	2%	2%	-	
Non-Prime Time 50M/8 Lanes/Hour										
Pool	37.72	39.61	1.89	5%		5%	2%	2%	-	
Lane	4.95	5.20	0.25	5%		5%	2%	2%	-	
Prime Time 25M/8 Lanes/Hour VAC										
Pool (21M/25M section)	79.37	83.34	3.97	5%		5%	2%	2%	-	
Lane	10.17	10.68	0.51	5%		5%	2%	2%	-	
Non-Prime Time 25M/8 Lanes/Hour VAC										
Pool	23.75	24.94	1.19	5%		5%	2%	2%	-	
Prime Time 25M/6 Lanes/Hour										
Pool	49.71	52.20	2.49	5%		5%	2%	2%	-	
Lane	8.35	8.77	0.42	5%		5%	2%	2%	-	
Non-Prime Time 25M/6 Lanes/Hour										
Pool	24.65	25.88	1.23	5%		5%	2%	2%	-	
Lane (shared use)	6.99	7.34	0.35	5%		5%	2%	2%	-	

Pool, Arena, Outdoor Sport, Fitness & Racquet Court Recreation Rentals

	FEE RATE PROPOSAL (Excluding Taxes)					Historical PoP % Trend			
Effective Date	APPROVED Apr 1, 2021	PROPOSED Apr 1, 2022	\$ Change	% Change	*	Jan 1, 2018	Apr 1, 2019	Apr 1, 2020	Apr 1, 2021
Applicable Tax Rate (Reference Only)	5.0%	5.0%							
Diving Tank									
Dive Tank Prime Time/Hour	39.19	41.15	1.96	5%		5%	2%	2%	
Dive Tank Non-Prime Time/Hour	19.48	20.45	0.97	5%		5%	2%	2%	
Pool Discounts:									
Block Rentals-discount over hourly rates: 4hrs 20%; 8hrs 25%; 12hrs 30%									
<u>OUTDOOR POOLS - GENERAL RENTAL (Hourly Rates)</u>									
Kitsilano Pool									
Pool	983.79	1,032.98	49.19	5%		5%	2%	2%	
Lane 137.5 m	131.43	138.00	6.57	5%		5%	2%	2%	
Second Beach									
Pool	617.04	647.89	30.85	5%		5%	2%	2%	
Lane 50m	46.11	48.42	2.31	5%		5%	2%	2%	
New Brighton									
Pool	369.10	387.56	18.46	5%		5%	2%	2%	
Lane 25 m	23.67	24.85	1.18	5%		5%	2%	2%	
Maple Grove									
Pool	369.10	387.56	18.46	5%		5%	2%	2%	
<u>OUTDOOR POOLS - SWIM CLUBS (Hourly Rates)</u>									
<i>(Club rentals apply to Vancouver-based clubs registered with Swim BC)</i>									
Kitsilano Pool									
Pool	144.11	151.32	7.21	5%		5%	2%	2%	
Second Beach									
Lane	18.47	19.39	0.92	5%		5%	2%	2%	
New Brighton									
Lane	9.49	9.96	0.47	5%		5%	2%	2%	
Pool Discounts:									
Block Rentals-discount over hourly rates: 4hrs 20%; 8hrs 25%; 12hrs 30%									

Pool, Arena, Outdoor Sport, Fitness & Racquet Court Recreation Rentals

	FEE RATE PROPOSAL (Excluding Taxes)					Historical PoP % Trend			
Effective Date	APPROVED Apr 1, 2021	PROPOSED Apr 1, 2022	\$ Change	% Change	*	Jan 1, 2018	Apr 1, 2019	Apr 1, 2020	Apr 1, 2021
Applicable Tax Rate (Reference Only)	5.0%	5.0%							
ICE RENTALS (ALL ARENAS EXCEPT WEST END)									
Adult Rentals									
Monday - Friday 5:00 am - 8:00 am	122.32	128.44	6.12	5%		53%	2%	2%	2%
Monday - Friday 8:00 am - 5:00 pm	122.32	128.44	6.12	5%		5%	2%	2%	2%
Monday - Friday 5:00 pm - 11:00 pm	312.71	328.35	15.64	5%		2%	2%	2%	2%
Monday - Friday 11:00 pm - 5:00 am	166.27	174.58	8.31	5%		5%	2%	2%	2%
Saturday - Sunday 7:00 am - 6:00 pm	312.71	328.35	15.64	5%		2%	2%	2%	2%
Saturday - Sunday 6:00 pm - 11:00 pm	258.38	271.30	12.92	5%		5%	2%	2%	2%
Saturday - Sunday 11:00 pm - 7:00 am	166.27	174.58	8.31	5%		5%	2%	2%	2%
Minor Sports - Entitlement Ice									
Monday - Friday 5:30 pm - Midnight	104.41	109.63	5.22	5%		5%	2%	2%	2%
Saturday - Sunday 7:30 am - Midnight	104.41	109.63	5.22	5%		5%	2%	2%	2%
All other times	52.21	54.82	2.61	5%		5%	3%	2%	2%
Minor Sports - Above Entitlement Ice									
Monday - Friday 3:00 pm - 5:30 pm	80.97	85.02	4.05	5%		2%	2%	2%	2%
Monday - Friday 5:30 pm - Midnight	163.09	171.24	8.15	5%		2%	2%	2%	2%
Saturday - Sunday 7:30 am - Midnight	163.09	171.24	8.15	5%		2%	2%	2%	2%
All other times	52.21	54.82	2.61	5%		5%	3%	2%	2%
Non Profit Rate									
Monday - Friday 3:00 pm - 5:30 pm	80.97	85.02	4.05	5%		2%	2%	2%	2%
Monday - Friday 5:30 pm - Midnight	163.09	171.24	8.15	5%		2%	2%	2%	2%
Saturday - Sunday 7:30 am - Midnight	163.09	171.24	8.15	5%		2%	2%	2%	2%
All other times	52.21	54.82	2.61	5%		-35%	3%	2%	2%
School Rentals (Preschools, K - 12)									
School Days (daytime only)	74.92	78.67	3.75	5%		2%	2%	2%	2%
Hockey Schools									
Monday - Friday 5:30 pm - 11:00 pm	258.44	271.36	12.92	5%		2%	2%	2%	5%
Saturday - Sunday 7:30 am - 11:00 pm	258.44	271.36	12.92	5%		2%	2%	2%	5%
All other times	167.88	176.27	8.39	5%		2%	2%	2%	5%

Pool, Arena, Outdoor Sport, Fitness & Racquet Court Recreation Rentals

	FEE RATE PROPOSAL (Excluding Taxes)					Historical PoP % Trend			
Effective Date	APPROVED Apr 1, 2021	PROPOSED Apr 1, 2022	\$ Change	% Change	*	Jan 1, 2018	Apr 1, 2019	Apr 1, 2020	Apr 1, 2021
Applicable Tax Rate (Reference Only)	5.0%	5.0%							
<u>WEST END ICE ARENA</u>									
Adult Rentals									
Monday - Friday 5:00 am - 8:00 am	96.94	101.79	4.85	5%		58%	2%	2%	2%
Monday - Friday 8:00 am - 5:00 pm	96.94	101.79	4.85	5%		5%	2%	2%	2%
Monday - Friday 5:00 pm - 11:00 pm	195.01	204.76	9.75	5%		2%	2%	2%	2%
Monday - Friday 11:00 pm - 5:00 am	126.81	133.15	6.34	5%		5%	2%	2%	2%
Saturday - Sunday 7:00 am - 11:00 pm	195.01	204.76	9.75	5%		2%	2%	2%	2%
Saturday - Sunday 11:00 pm - 7:00 am	126.81	133.15	6.34	5%		5%	2%	2%	2%
Minor Sports - Entitlement Ice									
Monday - Friday 5:30 pm - 11:00 pm	69.21	72.67	3.46	5%		5%	2%	2%	2%
Saturday 7:30 am - 11:00 pm	69.21	72.67	3.46	5%		5%	2%	2%	2%
Sunday 7:30 am - 11:00 pm	69.21	72.67	3.46	5%		5%	2%	2%	2%
All other times	34.61	36.34	1.73	5%		5%	3%	2%	2%
Minor Sports - Above Entitlement Ice									
Monday - Friday 5:30 pm - 11:00 pm	97.52	102.40	4.88	5%		2%	2%	2%	2%
Saturday 7:30 am - 11:00 pm	97.52	102.40	4.88	5%		2%	2%	2%	2%
Sunday 7:30 am - 11:00 pm	97.52	102.40	4.88	5%		2%	2%	2%	2%
All other times	34.61	36.34	1.73	5%		5%	3%	2%	2%
Non Profit Rate									
Monday - Friday 5:00 am - 8:00 am	50.16	52.67	2.51	5%		2%	2%	2%	2%
Monday - Friday 5:30 pm - 11:00 pm	97.52	102.40	4.88	5%		2%	2%	2%	2%
Saturday 7:30 am - 11:00 pm	97.52	102.40	4.88	5%		2%	2%	2%	2%
Sunday 7:30 am - 11:00 pm	97.52	102.40	4.88	5%		2%	2%	2%	2%
All other times	34.61	36.34	1.73	5%		5%	3%	2%	2%
Hockey Schools									
Monday - Friday 5:30 pm - 11:00 pm	155.06	162.81	7.75	5%		-	2%	2%	5%
Saturday - Sunday 7:30 am - 11:00 pm	155.06	162.81	7.75	5%		-	2%	2%	5%
All other times	117.51	123.39	5.88	5%		-	2%	2%	5%
Schools (Preschools, K - 12) Weekdays - daytime	65.09	68.34	3.25	5%		2%	2%	2%	2%
<u>ARENAS - DRY FLOOR</u>									
Adult Sport Groups - Hour	97.00	101.85	4.85	5%		2%	2%	2%	2%
Minor Sports Groups - Hour	33.61	35.29	1.68	5%		5%	2%	2%	2%
Lacrosse - Junior "B" - Hour	45.46	47.73	2.27	5%		5%	2%	2%	2%
Lacrosse - Senior "B" - Hour	97.00	101.85	4.85	5%		2%	2%	2%	2%
Non Profit Societies									
Daily Rate plus staff set - up costs	616.45	647.27	30.82	5%		2%	2%	2%	2%
Commercial Groups									
Hourly Rate (plus staff set - up costs)	270.71	284.25	13.54	5%		5%	2%	2%	2%
Daily Rate (plus staff set - up costs)	1,303.52	1,368.70	65.18	5%		5%	2%	2%	2%

Pool, Arena, Outdoor Sport, Fitness & Racquet Court Recreation Rentals

	FEE RATE PROPOSAL (Excluding Taxes)					Historical PoP % Trend				
Effective Date	APPROVED Apr 1, 2021	PROPOSED Apr 1, 2022	\$ Change	% Change	*	Jan 1, 2018	Apr 1, 2019	Apr 1, 2020	Apr 1, 2021	
Applicable Tax Rate (Reference Only)	5.0%	5.0%								
Kerrisdale Play Palace Birthday Parties										
Fee is for a 2 hour party and includes 20 admissions										
Upper Concourse North										
Monday - Thursday 2:00pm - 4:00pm	89.02	93.47	4.45	5%		2%	2%	2%	2%	
Friday 2:00pm - 3:30pm	65.19	68.45	3.26	5%		2%	2%	2%	2%	
Weekend Rates										
Upper Concourse North/Centre/South	104.90	110.15	5.25	5%		2%	2%	2%	2%	
Skate Shop	99.37	104.34	4.97	5%		2%	2%	2%	2%	
Private Room	121.45	127.52	6.07	5%		2%	2%	2%	2%	
Entire Facility										
Monday - Thursday 5:00pm - 7:00pm	330.17	346.68	16.51	5%		2%	2%	2%	2%	
Friday - Saturday 4:30pm - 6:30pm	365.40	383.67	18.27	5%		2%	2%	2%	2%	
Friday - Saturday 7:00pm - 9:00pm	330.17	346.68	16.51	5%		2%	2%	2%	2%	
Sunday 4:30pm - 6:30pm	365.40	383.67	18.27	5%		2%	2%	2%	2%	
<u>OUTDOOR SPORTS FACILITIES (fees are per hour unless otherwise noted)</u>										
Sport Field - Artificial Turf ("AA")										
Youth Non-Profit	28.25	29.66	1.41	5%		2%	2%	4%	4%	
Adult Non-Profit	55.15	57.91	2.76	5%		2%	2%	4%	4%	
Other	60.37	63.39	3.02	5%		5%	2%	4%	4%	
Sport Field - Premium Grade Natural Turf ("A")										
Youth Non-Profit	2.18	2.29	0.11	5%		2%	2%	4%	4%	
Adult Non-Profit	16.95	17.80	0.85	5%		2%	2%	4%	4%	
Other	19.97	20.96	0.99	5%		5%	2%	4%	4%	
Sport Field - Natural Turf ("B")										
Youth Non-Profit	2.18	2.29	0.11	5%		2%	2%	4%	4%	
Adult Non-Profit	11.87	12.46	0.59	5%		2%	2%	4%	4%	
Other	16.09	16.90	0.81	5%		5%	2%	4%	4%	
Sport Field - Natural Turf, ("Non Regulation")										
Youth Non-Profit	2.18	2.29	0.11	5%		2%	2%	4%	4%	
Adult Non-Profit	6.18	6.48	0.30	5%		2%	2%	4%	4%	
Other	9.71	10.20	0.49	5%		5%	2%	4%	4%	
Diamond										
Youth Non-Profit	2.18	2.29	0.11	5%		2%	2%	4%	4%	
Adult Non-Profit	11.87	12.46	0.59	5%		2%	2%	4%	4%	
Other	16.09	16.90	0.81	5%		5%	2%	4%	4%	

Pool, Arena, Outdoor Sport, Fitness & Racquet Court Recreation Rentals

Effective Date	FEE RATE PROPOSAL (Excluding Taxes)				*	Historical PoP % Trend			
	APPROVED Apr 1, 2021	PROPOSED Apr 1, 2022	\$ Change	% Change		Jan 1, 2018	Apr 1, 2019	Apr 1, 2020	Apr 1, 2021
Applicable Tax Rate (Reference Only)	5.0%	5.0%							
Gravel All Weather Fields									
Youth Non-Profit	2.18	2.29	0.11	5%		2%	2%	4%	4%
Youth Non-Profit with Lighting	6.18	6.48	0.30	5%		2%	2%	4%	4%
Adult Non-Profit	9.40	9.87	0.47	5%		2%	2%	4%	4%
Adult Non-Profit with Lighting	11.87	12.46	0.59	5%		2%	2%	4%	4%
Other	13.23	13.89	0.66	5%		2%	2%	4%	4%
Other with Lighting	15.63	16.41	0.78	5%		2%	2%	4%	4%
Volleyball Court - Sand - Court / hr									
Youth Non-Profit	2.14	2.25	0.11	5%		2%	2%	2%	4%
Adult Non-Profit	3.91	4.11	0.20	5%		2%	2%	2%	4%
Other	6.24	6.55	0.31	5%		5%	2%	2%	4%
Tennis Court (Clubs & Tournaments)									
Youth Non-Profit	2.14	2.25	0.11	5%		2%	2%	2%	4%
Adult Non-Profit	3.91	4.11	0.20	5%		2%	2%	2%	4%
Other	6.24	6.55	0.31	5%		5%	2%	2%	4%
Tennis Court - Pay Tennis in Stanley Park (per half hour)									
May to September	7.46	7.83	0.37	5%		2%	2%	2%	4%
Out-of-Season Special Bookings (min. booking)	253.72	266.41	12.69	5%		2%	2%	2%	4%
Tennis Racquet Rental	3.27	3.43	0.16	5%		2%	2%	2%	4%
Outdoor Sport Court (i.e. Basketball, Ball Hockey)									
Youth Non-Profit	2.14	2.25	0.11	5%		2%	2%	2%	4%
Adult Non-Profit	17.68	18.57	0.89	5%		2%	2%	2%	4%
Other	18.21	19.12	0.91	5%		5%	2%	2%	4%
Bleacher Rentals (per event, with additional fees for set up, if required)					(1)				
1 Bleacher	1,850.00	1,850.00	0.00	0%		-	-	-	-
2 Bleachers	3,500.00	3,500.00	0.00	0%		-	-	-	-
League discounts for facility rentals: Fall/Winter discount is 25%, Spring/Summer discount is 15%									
<u>FITNESS RENTALS</u>									
Full Studio Rentals: Fitness Centres & Cycle Studios									
Tier 1	250.00	262.50	12.50	5%		-	-	-	-
Tier 2	200.00	210.00	10.00	5%		-	-	-	-
Tier 3	175.00	183.75	8.75	5%		-	-	-	-

Pool, Arena, Outdoor Sport, Fitness & Racquet Court Recreation Rentals

	FEE RATE PROPOSAL (Excluding Taxes)					Historical PoP % Trend				
Effective Date	APPROVED Apr 1, 2021	PROPOSED Apr 1, 2022	\$ Change	% Change	*	Jan 1, 2018	Apr 1, 2019	Apr 1, 2020	Apr 1, 2021	
Applicable Tax Rate (Reference Only)	5.0%	5.0%								
<u>RACQUET COURT RENTALS</u>										
Group 1 (Racquet Courts Only)										
Hastings Community Centre										
Adult										
Prime Time	11.67	12.25	0.58	5%		2%	2%	2%	2%	
Non-Prime Time	7.78	8.17	0.39	5%		2%	2%	2%	2%	
Youth & Senior Discounts:	30% off	30% off		0%						
Single (per person, no reservations)										
Adult	5.83	6.13	0.30	5%		2%	2%	2%	2%	
Youth	4.09	4.29	0.20	5%		2%	1%	2%	2%	
10 Visit Racquet Court Pass (Group 1)										
Prime Time	105.02	110.25	5.23	5%		2%	2%	2%	2%	
Non-Prime Time	70.04	73.53	3.49	5%		2%	2%	2%	2%	
Group 2 (Includes Fitness Centre)										
Champlain, Dunbar, Marpole-Oakridge, West End										
Adult										
Prime Time	15.09	15.84	0.75	5%		2%	2%	2%	2%	
Non-Prime Time	10.77	11.31	0.54	5%		2%	2%	2%	2%	
Youth & Senior Discounts:	30% off	30% off		0%						
Single (per person, no reservations)										
Adult	7.54	7.92	0.38	5%		2%	-1%	2%	2%	
Youth	5.28	5.55	0.27	5%		2%	0%	2%	2%	
10 Visit Racquet Court Pass (Group 2)										
Prime Time	135.77	142.56	6.79	5%		2%	2%	2%	2%	
Non-Prime Time	96.94	101.79	4.85	5%		2%	2%	2%	2%	

*Notes:

(1) Fee has not been implemented due to COVID restrictions. No increase until after implementation.

Pool, Arena & Outdoor Sport Recreation Programs

Effective Date	FEE RATE PROPOSAL (Excluding Taxes)					Historical PoP % Trend			
	APPROVED Jan 1, 2021	PROPOSED Jan 1, 2022	\$ Change	% Change	*	Jan 1, 2018	Jan 1, 2019	Jan 1, 2020	Jan 1, 2021
Applicable Tax Rate (Reference Only)	5.0%	5.0%							
* No GST charged on children's programs/lessons									
<u>INDOOR POOLS - SWIM PROGRAMS - LESSONS*</u>									
Adult									
30 min. Class	9.01	9.46	0.45	5%		2%	2%	2%	2%
40-45 min. Class	10.81	11.35	0.54	5%		2%	2%	2%	2%
Red Cross (Children & Youth)									
30 min. Class	6.31	6.62	0.31	5%		2%	2%	3%	3%
40-45 min. Class	7.17	7.60	0.43	6%	(1)	2%	2%	3%	3%
Preschool									
30 min. Class	7.04	7.39	0.35	5%		2%	2%	2%	2%
Red Cross - Leadership Courses (per class hour)	6.70	7.04	0.34	5%		2%	2%	2%	2%
Lifesaving - Leadership Courses (per class hour)	6.70	7.04	0.34	5%		2%	2%	2%	2%
Advanced Aquatics Re-Certification (per class hour)	9.77	10.26	0.49	5%		-	-	-	2%
Extra candidate fees will be applied									
Private Lessons (30 min class)									
All Ages	31.73	33.32	1.59	5%		-	2%	2%	2%
Semi-Private Lessons (2-3 participants, 30 min class)									
All Ages, per participant	21.33	22.40	1.07	5%		-	2%	2%	2%
Adapted Aquatics Lessons									
All Ages, per lesson	6.90	7.39	0.49	7%	(2)	-	-	2%	2%
Child Minding (no GST)									
VAC Childminding Drop-in admission	5.85	6.14	0.29	5%		2%	2%	2%	2%
VAC Childminding strip tickets (14% discount from 10 Drop-ins)	49.14	52.80	3.66	7%	(3)	2%	2%	2%	7%
<u>INDOOR POOLS - SWIM PROGRAMS - DAY CAMP*</u>									
Swim & Skate Day Camp									
Per hour fee	5.66	5.94	0.28	5%		-	-	2%	2%
<u>ARENA PROGRAMS - SKATE PROGRAMS *</u>									
Learn to Skate Lessons									
Adult - 30 minute class	8.66	9.22	0.56	6%	(4)	2%	2%	3%	3%
Child - 30 minute class	7.16	7.16	0.00	0%	(5)	1%	-	-	-
Preschool - 30 minute class	7.67	7.67	0.00	0%	(5)	1%	-	-	-
Private Lesson - 30 minute class (All Ages)	31.73	33.32	1.59	5%		-	2%	2%	2%
Power Skating (All Ages)									
Per hour fee	11.52	12.10	0.58	5%		2%	2%	2%	2%
Swim & Skate Day Camp									
Per hour fee	5.66	5.94	0.28	5%		-	-	2%	2%

Pool, Arena & Outdoor Sport Recreation Programs

Effective Date	FEE RATE PROPOSAL (Excluding Taxes)					Historical PoP % Trend			
	APPROVED Jan 1, 2021	PROPOSED Jan 1, 2022	\$ Change	% Change	*	Jan 1, 2018	Jan 1, 2019	Jan 1, 2020	Jan 1, 2021
Applicable Tax Rate (Reference Only)	5.0%	5.0%							
* No GST charged on children's programs/lessons									
<u>OUTDOOR SPORT PROGRAMMING</u>									
Per session fee	8.00	8.00	0.00	0%	(6)	-	-	-	-
Sport League - per game, per team	100.00	100.00	0.00	0%	(6)	-	-	-	-

*Notes:

- (1) Transitioning Red Cross/School rates to 70% of adult rates, per policy
- (2) Rate set to match the preschool 30 minute class rate
- (3) Transitioning to a 10% discount on 10 Drop-in admissions
- (4) Adult fees being adjusted to align between aquatics & arenas
- (5) No increases for Child & Preschool fees until aligned with aquatics fees
- (6) Outdoor Sport Programming has not been implemented due to COVID restrictions. No increase until after program implementation.

Golf - Fraserview

Effective Date	FEE RATE PROPOSAL (Excluding Taxes)				Historical PoP % Trend			
	APPROVED Jan 1, 2021	PROPOSED Jan 1, 2022	\$ Change	% Change	Jan 1, 2018	Jan 1, 2019	Jan 1, 2020	Jan 1, 2021
Applicable Tax Rate (Reference Only)	5.0%	5.0%						
Winter (mid-Nov to mid-March)								
Adult (All days)								
Regular 18 holes	37.25	38.25	1.00	3%	-	1%	-	2%
Twilight	30.00	31.00	1.00	3%	-	2%	-	2%
Sunset	21.75	22.50	0.75	3%	-	1%	-	2%
Back 9 (Front 9 not available)	16.50	17.00	0.50	3%	-	2%	-	2%
Early Spring / Late Fall								
Adult (All days)								
Regular 18 holes	48.50	50.00	1.50	3%	-	1%	2%	2%
Twilight	39.00	40.25	1.25	3%	-	1%	2%	2%
Sunset	27.25	28.00	0.75	3%	-	1%	2%	2%
Back 9 / Front 9	21.00	21.50	0.50	2%	-	1%	2%	2%
Late Spring / Early Fall								
Adult (Monday to Thursday)								
Regular 18 holes	54.00	55.50	1.50	3%	-	2%	2%	2%
Twilight	43.75	45.00	1.25	3%	-	2%	2%	2%
Sunset	30.75	31.75	1.00	3%	-	2%	2%	2%
Back 9 / Front 9	23.50	24.25	0.75	3%	-	2%	2%	2%
Adult (Friday to Sunday, Incl. Holidays)								
Regular 18 holes	59.25	61.00	1.75	3%	-	2%	2%	2%
Twilight	47.75	49.25	1.50	3%	-	2%	2%	2%
Sunset	33.75	34.75	1.00	3%	-	2%	2%	2%
Back 9 / Front 9	26.50	27.25	0.75	3%	-	2%	2%	2%
Summer								
Adult (Monday to Thursday)								
Regular 18 holes	63.50	65.50	2.00	3%	-	2%	2%	2%
Twilight	47.75	49.25	1.50	3%	-	2%	2%	2%
Sunset	32.75	33.75	1.00	3%	-	2%	2%	2%
Back 9 / Front 9	27.50	28.25	0.75	3%	-	2%	2%	2%
Adult (Friday to Sunday, incl. Holidays)								
Regular 18 holes	69.75	71.75	2.00	3%	-	2%	2%	2%
Twilight	53.00	54.50	1.50	3%	-	2%	2%	2%
Sunset	36.00	37.00	1.00	3%	-	1%	2%	2%
Back 9 / Front 9	30.75	31.75	1.00	3%	-	2%	2%	2%

Golf - Fraserview

Effective Date	FEE RATE PROPOSAL (Excluding Taxes)				Historical PoP % Trend			
	APPROVED Jan 1, 2021	PROPOSED Jan 1, 2022	\$ Change	% Change	Jan 1, 2018	Jan 1, 2019	Jan 1, 2020	Jan 1, 2021
Applicable Tax Rate (Reference Only)	5.0%	5.0%						
Advance booking fee (per player)	4.76	4.76	0.00	0%	-	-	-	-50%
<u>Discounts:</u>								
Seniors Rate (excluding Saturday, Sundays, and Holidays)	30% off	30% off			-	-	-	-
Youth, and Child Rate	50% off	50% off			-	-	-	-

Golf - McCleery

Effective Date	FEE RATE PROPOSAL (Excluding Taxes)				Historical PoP % Trend			
	APPROVED Jan 1, 2021	PROPOSED Jan 1, 2022	\$ Change	% Change	Jan 1, 2018	Jan 1, 2019	Jan 1, 2020	Jan 1, 2021
Applicable Tax Rate (Reference Only)	5.0%	5.0%						
Winter (mid-Nov to mid-March)								
Adult (All days)								
Regular 18 holes	34.25	35.25	1.00	3%	-	2%	-	2%
Twilight	28.00	28.75	0.75	3%	-	2%	-	2%
Sunset	19.75	20.25	0.50	3%	-	1%	-	3%
Back 9 (Front 9 not available)	15.50	16.00	0.50	3%	-	2%	-	2%
Early Spring / Late Fall								
Adult (All days)								
Regular 18 holes	43.25	44.50	1.25	3%	-	1%	2%	2%
Twilight	34.75	35.75	1.00	3%	-	2%	2%	2%
Sunset	24.25	25.00	0.75	3%	-	1%	2%	2%
Back 9 / Front 9	19.00	19.50	0.50	3%	-	1%	2%	2%
Late Spring / Early Fall								
Adult (Monday to Thursday)								
Regular 18 holes	49.00	50.50	1.50	3%	-	2%	2%	2%
Twilight	39.50	40.75	1.25	3%	-	3%	2%	2%
Sunset	27.50	28.25	0.75	3%	-	2%	2%	2%
Back 9 / Front 9	21.25	21.75	0.50	2%	-	2%	2%	2%
Adult (Friday to Sunday, Incl. Holidays)								
Regular 18 holes	54.00	55.50	1.50	3%	-	2%	2%	2%
Twilight	43.75	45.00	1.25	3%	-	2%	2%	2%
Sunset	30.75	31.75	1.00	3%	-	2%	2%	2%
Back 9 / Front 9	23.50	24.25	0.75	3%	-	2%	2%	2%
Summer								
Adult (Monday to Thursday)								
Regular 18 holes	59.25	61.00	1.75	3%	-	2%	2%	2%
Twilight	44.75	46.00	1.25	3%	-	2%	2%	2%
Sunset	30.75	31.75	1.00	3%	-	2%	2%	2%
Back 9 / Front 9	26.50	27.25	0.75	3%	-	2%	2%	2%
Adult (Friday to Sunday, incl. Holidays)								
Regular 18 holes	65.50	67.50	2.00	3%	-	2%	2%	2%
Twilight	50.00	51.50	1.50	3%	-	2%	2%	2%
Sunset	33.75	34.75	1.00	3%	-	2%	2%	2%
Back 9 / Front 9	28.50	29.25	0.75	3%	-	2%	2%	2%

Golf - McCleery

Effective Date	FEE RATE PROPOSAL (Excluding Taxes)				Historical PoP % Trend			
	APPROVED Jan 1, 2021	PROPOSED Jan 1, 2022	\$ Change	% Change	Jan 1, 2018	Jan 1, 2019	Jan 1, 2020	Jan 1, 2021
Applicable Tax Rate (Reference Only)	5.0%	5.0%						
Advance booking fee (per player)	4.76	4.76	0.00	0%	-	-	-	-
<u>Discounts:</u>								
Seniors Rate (excluding Saturday, Sundays, and Holidays)	30% off	30% off			-	-	-	-
Youth, and Child Rate	50% off	50% off			-	-	-	-

Golf - Langara

Effective Date	FEE RATE PROPOSAL (Excluding Taxes)				Historical PoP % Trend			
	APPROVED Jan 1, 2021	PROPOSED Jan 1, 2022	\$ Change	% Change	Jan 1, 2018	Jan 1, 2019	Jan 1, 2020	Jan 1, 2021
Applicable Tax Rate (Reference Only)	5.0%	5.0%						
Winter (mid-Nov to mid-March)								
Adult (All days)								
Regular 18 holes	28.75	29.50	0.75	3%	-	1%	-	2%
Twilight	23.75	24.50	0.75	3%	-	1%	-	2%
Sunset	16.25	16.75	0.50	3%	-	-	-	2%
Back 9 (Front 9 not available)	13.25	13.50	0.25	2%	-	-	-	2%
Early Spring / Late Fall								
Adult (All days)								
Regular 18 holes	38.75	40.00	1.25	3%	-	1%	2%	2%
Twilight	31.50	32.50	1.00	3%	-	1%	2%	2%
Sunset	21.75	22.50	0.75	3%	-	-	2%	2%
Back 9 / Front 9	17.75	18.25	0.50	3%	-	-	2%	2%
Late Spring / Early Fall								
Adult (Monday to Thursday)								
Regular 18 holes	44.75	46.00	1.25	3%	-	2%	2%	2%
Twilight	36.50	37.50	1.00	3%	-	3%	2%	2%
Sunset	25.50	26.25	0.75	3%	-	2%	2%	2%
Back 9 / Front 9	20.25	20.75	0.50	2%	-	3%	2%	2%
Adult (Friday to Sunday, Incl. Holidays)								
Regular 18 holes	50.00	51.50	1.50	3%	-	2%	2%	2%
Twilight	40.50	41.75	1.25	3%	-	3%	2%	2%
Sunset	28.50	29.25	0.75	3%	-	2%	2%	2%
Back 9 / Front 9	22.25	23.00	0.75	3%	-	2%	2%	1%
Summer								
Adult (Monday to Thursday)								
Regular 18 holes	55.25	57.00	1.75	3%	-	2%	2%	2%
Twilight	41.50	42.75	1.25	3%	-	3%	2%	2%
Sunset	27.50	28.25	0.75	3%	-	2%	2%	2%
Back 9 / Front 9	24.50	25.25	0.75	3%	-	2%	2%	2%
Adult (Friday to Sunday, incl. Holidays)								
Regular 18 holes	61.50	63.25	1.75	3%	-	2%	2%	2%
Twilight	46.75	48.25	1.50	3%	-	2%	2%	2%
Sunset	31.75	32.75	1.00	3%	-	2%	2%	2%
Back 9 / Front 9	26.50	27.25	0.75	3%	-	2%	2%	2%

Golf - Langara

Effective Date	FEE RATE PROPOSAL (Excluding Taxes)				Historical PoP % Trend			
	APPROVED Jan 1, 2021	PROPOSED Jan 1, 2022	\$ Change	% Change	Jan 1, 2018	Jan 1, 2019	Jan 1, 2020	Jan 1, 2021
Applicable Tax Rate (Reference Only)	5.0%	5.0%						
Advance booking fee (per player)	4.76	4.76	0.00	0%	-	-	-	-
<u>Discounts:</u>								
Seniors Rate (excluding Saturday, Sundays, and Holidays)	30% off	30% off			-	-	-	-
Youth, and Child Rate	50% off	50% off			-	-	-	-

Golf - Pitch & Putt

	FEE RATE PROPOSAL (Excluding Taxes)					Historical PoP % Trend			
Effective Date	APPROVED Jan 1, 2021	PROPOSED Jan 1, 2022	\$ Change	% Change	*	Jan 1, 2018	Jan 1, 2019	Jan 1, 2020	Jan 1, 2021
Applicable Tax Rate (Reference Only)	5.0%	5.0%							
STANLEY PARK, RUPERT AND QUEEN ELIZABETH									
Regular 18 Holes									
Adult	14.12	14.40	0.28	2%		-	-	2%	2%
Senior/Youth (30% discount)	9.88	10.10	0.22	2%		-	-	-3%	2%
20 Round Punch Card									
Adult	211.77	216.00	4.23	2%	(1)	-	2%	2%	2%
Senior/Youth (30% discount)	148.24	151.20	2.96	2%		-	2%	2%	2%
Monthly Pass									
Adult	78.33	86.15	7.82	10%	(2)	-	2%	2%	2%
Senior/Youth (30% discount)	55.42	60.30	4.88	9%		-	1%	2%	2%
Rentals									
Club/Caddy Rentals & Ball Purchases	2.08	2.10	0.02	1%		-	-	2%	2%
Locker Rentals - Seasonal									
Adult	44.59	45.50	0.91	2%		-	-	2%	2%
Senior/Youth (30% discount)	31.21	31.85	0.64	2%		-	-	-1%	2%

*Notes:

(1) 25% discount off Adult regular admission

(2) Equivalent to 6 regular visits. Gradual alignment to Flexipass 7.7 visits.

- During the winter, pitch and putt play is offered at no charge.

Bloedel Conservatory

Effective Date	FEE RATE PROPOSAL (Excluding Taxes)				Historical PoP % Trend			
	APPROVED Jan 1, 2021	PROPOSED Jan 1, 2022	\$ Change	% Change	Jan 1, 2018	Jan 1, 2019	Jan 1, 2020	Jan 1, 2021
Applicable Tax Rate (Reference Only)	5.0%	5.0%						
General Admission								
Adult	7.05	7.20	0.15	2%	-	4%	2%	2%
Senior (30% discount)	4.80	5.05	0.25	5%	-	5%	3%	2%
Youth (30% discount)	4.80	5.05	0.25	5%	-	5%	3%	2%
Child (50% discount)	3.55	3.60	0.05	1%	-	5%	5%	3%
Preschool	Free	Free	n/a	n/a	-	-	-	-
Association Member	Free	Free	n/a	n/a	-	-	-	-
Discounts:								
Group Rates (+10 people)	10% off	10% off			-	-	-	-

VanDusen Botanical Garden

Effective Date	FEE RATE PROPOSAL (Excluding Taxes)				Historical PoP % Trend			
	APPROVED Jan 1, 2021	PROPOSED Jan 1, 2022	\$ Change	% Change	Jan 1, 2018	Jan 1, 2019	Jan 1, 2020	Jan 1, 2021
Applicable Tax Rate (Reference Only)	5.0%	5.0%						
<u>General Admissions</u>								
Fall/Winter (Oct 1 - Mar 31)								
Adult	8.40	8.60	0.20	2%	-	-	2.5%	2.4%
Youth (30% discount)	5.90	6.00	0.10	2%	-	-	4.5%	2.6%
Senior (30% discount)	5.90	6.00	0.10	2%	-	-	4.5%	2.6%
Child (50% discount)	4.20	4.30	0.10	2%	-	-	-3.5%	2.4%
Preschool	Free	Free	n/a		-	-	-	-
Spring/Summer (Apr 1 - Sep 30)								
Adult	11.70	11.90	0.20	2%	2%	-	2%	2%
Youth (30% discount)	8.20	8.35	0.15	2%	2%	-	-5%	2%
Senior (30% discount)	8.20	8.35	0.15	2%	2%	-	-5%	2%
Child (50% discount)	5.85	5.95	0.10	2%	-	-	5%	2%
Preschool	Free	Free	n/a		-	-	-	-
<u>General Admission Discounts:</u>								
Group Rates (+10 people)	10% off	10% off			-	-	-	-
<u>Special Purpose Admission</u>								
Wedding Photographs								
Up to 4 People	94.00	96.00	2.00	2%	5%	2%	2%	2%
5-8 People	181.00	185.00	4.00	2%	5%	2%	2%	2%
9-15 People	256.00	261.00	5.00	2%	5%	2%	2%	2%

VanDusen Rentals

Effective Date	FEE RATE PROPOSAL (Excluding Taxes)				Historical PoP % Trend			
	APPROVED Jan 1, 2021	PROPOSED Jan 1, 2022	\$ Change	% Change *	Jan 1, 2018	Jan 1, 2019	Jan 1, 2020	Jan 1, 2021
Applicable Tax Rate (Reference Only)	5.0%	5.0%						
RENTAL PRICING								
Floral Hall								
Public and Commercial								
Day	855.00	855.00	-	0%	2%	2%	2%	2%
Evening	855.00	1,080.00	225.00	26% (1)	2%	2%	2%	2%
Both	1,395.00	1,740.00	345.00	25% (1)	2%	2%	2%	2%
Charitable/Non-Profit Groups - 32% discount				(2)				
Horticultural Groups - 70% discount								
Cedar Room								
Public and Commercial								
Day or Evening	280.00	285.00	5.00	2%	2%	2%	2%	2%
Both	470.00	480.00	10.00	2%	2%	2%	2%	2%
Charitable/Non-Profit Groups - 32% discount				(2)				
Horticultural Groups - 70% discount								
Film Production (plus damage deposit)	4,275.00	4,275.00	-	0%	2%	2%	3%	-

*Notes:

(1) To recover cost and align to market

(2) Transition non-profit discount to target of 30% by decreasing discount by 1.5% each year (2021 was at 33.5%).

VanDusen Rentals - Visitor Ctr

Effective Date	FEE RATE PROPOSAL (Excluding Taxes)				Historical PoP % Trend			
	APPROVED Jan 1, 2021	PROPOSED Jan 1, 2022	\$ Change	% Change	Jan 1, 2018	Jan 1, 2019	Jan 1, 2020	Jan 1, 2021
Applicable Tax Rate (Reference Only)	5.0%	5.0%						
Peggy Gunn Woodland Hall A or Peggy Gunn Woodland Hall B								
Public and Commercial								
Day	485.00	485.00	0.00	0%	2%	2%	2%	2%
Evening	485.00	710.00	225.00	46% (1)	2%	2%	2%	2%
Day + Evening	790.00	1,075.00	285.00	36% (1)	2%	2%	2%	2%
Charitable/Non-Profit Groups - 32% discount				(2)				
Peggy Gunn Woodland Hall A & B								
Public and Commercial								
Day (8am - 4pm)	970.00	970.00	0.00	0%	2%	2%	2%	2%
Evening (5pm - midnight)	970.00	1,195.00	225.00	23% (1)	2%	2%	2%	2%
Day + Evening (8am - midnight)	1,580.00	1,950.00	370.00	23% (1)	2%	2%	2%	2%
Charitable/Non-Profit Groups - 32% discount				(2)				
BMO Great Hall								
Public and Commercial								
Day (8am - 4pm)	970.00	970.00	0.00	0%	2%	2%	2%	2%
Evening (5pm - midnight)	970.00	1,195.00	225.00	23% (1)	2%	2%	2%	2%
Day + Evening (8am - midnight)	1,580.00	1,950.00	370.00	23% (1)	2%	2%	2%	2%
Charitable/Non-Profit Groups - 32% discount				(2)				
BMO Great Hall + Peggy Gunn Woodland Hall A & B								
Public and Commercial								
Day (8am - 4pm)	1,935.00	1,940.00	5.00	0%	2%	2%	2%	2%
Evening (5pm - midnight)	1,935.00	2,165.00	230.00	12% (1)	2%	2%	2%	2%
Day + Evening (8am - midnight)	3,160.00	3,695.00	535.00	17% (1)	2%	2%	2%	2%
Charitable/Non-Profit Groups - 32% discount				(2)				
BMO Great Hall & Peggy Gunn Woodland A								
Public and Commercial								
Day (8am - 4pm)	1,455.00	1,455.00	0.00	0%	2%	2%	2%	2%
Evening (5pm - midnight)	1,455.00	1,680.00	225.00	15% (1)	2%	2%	2%	2%
Day + Evening (8am - midnight)	2,370.00	2,820.00	450.00	19% (1)	2%	2%	2%	2%
Charitable/Non-Profit Groups - 32% discount				(2)				

*Notes:

(1) To recover cost and align to market

(2) Transition non-profit discount to target of 30% by decreasing discount by 1.5% each year (2021 was at 33.5%).

VanDusen Rentals - Lawn & Other

Effective Date	FEE RATE PROPOSAL (Excluding Taxes)				Historical PoP % Trend			
	APPROVED Jan 1, 2021	PROPOSED Jan 1, 2022	\$ Change	% Change	Jan 1, 2018	Jan 1, 2019	Jan 1, 2020	Jan 1, 2021
Applicable Tax Rate (Reference Only)	5.0%	5.0%						
Atrium (Joseph Segal Family Atrium) and Arrival Hall (HSBC Arrival Hall)								
Public and Commercial - evening	780.00	795.00	15.00	2%	-	-	2%	2%
Charitable/Non-Profit Groups - 32% discount				(1)				
FULL PLAZA (in conjunction GH/WA&B, Atrium, Arrival Hall)								
Public or Commercial Rate - Evening only	1,015.00	1,035.00	20.00	2%	3%	2%	-	2%
Charitable/Non-Profit Groups - 32% discount				(1)				
A&B PLAZA WITH TENT (in conjunction with GH/WA&B)								
GREAT LAWN WEDDING CEREMONY	2,050.00	2,090.00	40.00	2%	-	4%	2%	2%
HERON LAKE WEDDING CEREMONY	2,050.00	2,090.00	40.00	2%	-	4%	2%	2%
MEADOW POND WEDDING CEREMONY	720.00	735.00	15.00	2%	-	2%	2%	2%
GREAT LAWN WEDDING CEREMONY & RECEPTION	3,995.00	4,075.00	80.00	2%	-	4%	2%	2%
GREAT LAWN SPECIAL EVENTS	2,675.00	2,730.00	55.00	2%	3%	2%	2%	3%
Charitable/Non-Profit Groups - 32% discount								
GARDEN CONSUMER SHOWS								
Great Lawn	2,750.00	2,805.00	55.00	2%	2%	2%	2%	2%
Move In/Move Out	1,375.00	1,405.00	30.00	2%	2%	2%	2%	2%
Great Lawn & Fairway	5,580.00	5,690.00	110.00	2%	2%	4%	2%	2%
Move In/Move Out	2,790.00	2,845.00	55.00	2%	2%	4%	2%	2%
Visitor Centre Classroom								
Public or Commercial Rate								
Day	485.00	495.00	10.00	2%	2%	2%	2%	2%
Evening	485.00	495.00	10.00	2%	2%	2%	2%	2%
Day & Evening	790.00	805.00	15.00	2%	2%	2%	2%	2%
Charitable/Non-Profit Groups - 32% discount				(1)				
Magnolia Room (8am-5pm only)								
Public or Commercial Rate	330.00	335.00	5.00	2%	3%	2%	2%	3%
Charitable/Non-Profit Groups - 32% discount				(1)				
Visitor Centre Discovery Hall (with fixtures - negotiable) (in conjunction with a 3VC hall booking)	175.00	180.00	5.00	3%	3%	2%	2%	5%

*Notes:

(1) Transition non-profit discount to target of 30% by decreasing discount by 1.5% each year (2021 was at 33.5%).

Stanley Park Train

Effective Date	FEE RATE PROPOSAL (Excluding Taxes)				Historical PoP % Trend			
	APPROVED Jan 1, 2021	PROPOSED Jan 1, 2022	\$ Change	% Change *	Jan 1, 2018	Jan 1, 2019	Jan 1, 2020	Jan 1, 2021
Applicable Tax Rate (Reference Only)	5.0%	5.0%						
<u>STANDARD PROGRAM PRICING</u>								
Miniature Railway								
Adult	7.25	7.50	0.25	3% (1)	-	-	3%	4%
Youth *	5.00	5.25	0.25	5% (2)	-	-	3%	-
Senior *	5.00	5.25	0.25	5% (2)	-	-	3%	-
Child *	3.75	3.75	0.00	0% (3)	-	-	3%	7%
Family	at child rate	at child rate	n/a		-	-	-	-
Discounts:								
Group Rate (10 or more)	20% off	20% off			-	-	-	-

*Notes:

(1) Rounded prices reflect market practice.

(2) 30% discount of Adult price

(3) 50% discount of Adult price

- Aged-based discount applied, rounded to nearest quarter.

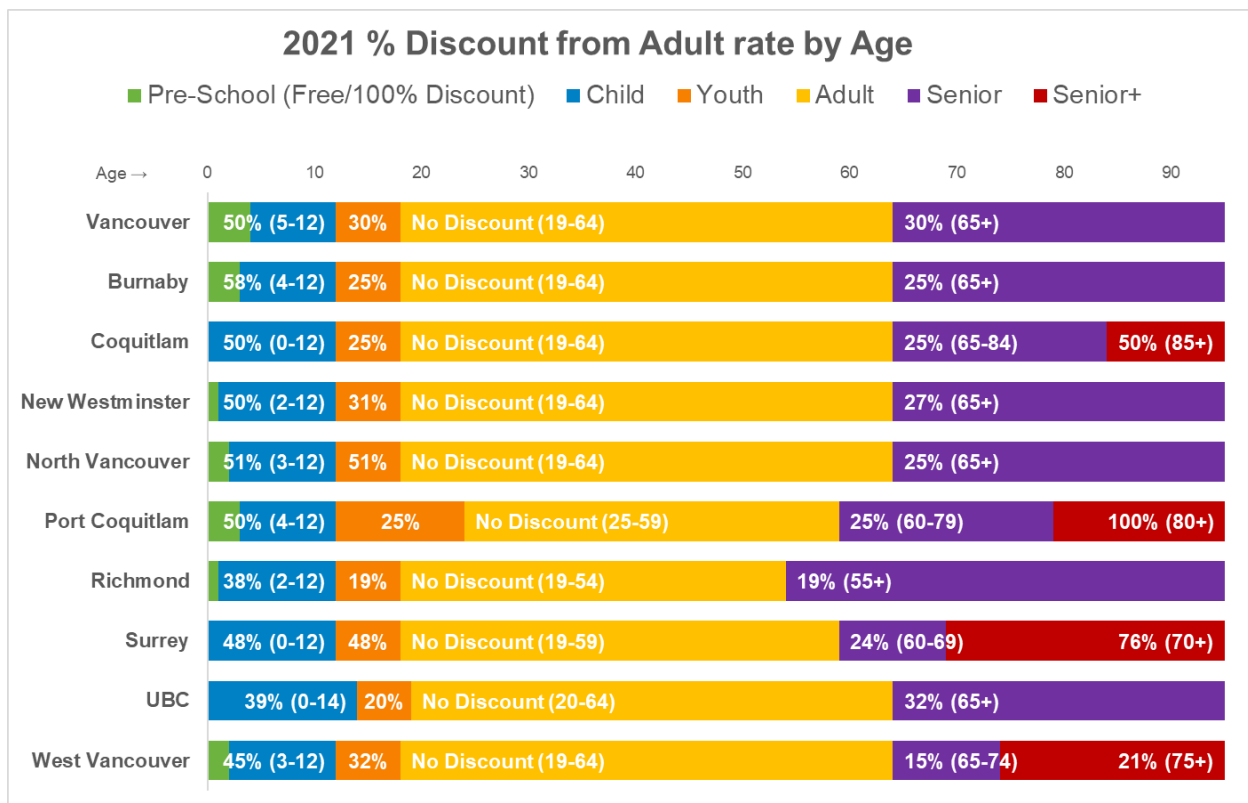
Comparison of 2021 Recreation Fees from across the Lower Mainland

An informal survey of Lower Mainland recreation fees and charges for arenas, indoor pools and fitness centres was conducted during the fall of 2021 to help ensure that the proposed 2022 recreation fee increases allow the Park Board to continue to provide excellent recreation services at a competitive price. No attempt was made to compare fees at community centres, which are controlled by the various community centre associations under the community centre joint operating agreements.

In analyzing the gathered fee data, it is clear that there is not a consistent approach to setting user fees across Lower Mainland recreation facilities: each municipality has different age based pricing, discounts, options to reduce financial barriers to participation, and allocation practices for limited facility times in high demand by user groups. All this makes fee comparisons difficult to summarize.

The fee comparison graphs that follow are based on Adult Fees. For the Park Board, Adult Fees generate the majority of recreation user fee revenues and choosing to compare fees for one age group helps provide clarity when comparing across the lower mainland regions. Despite showing only Adult fee comparisons, effects on other age groups were considered when recommending the proposed 2022 fees.

As summarized in the chart below, most Lower Mainland jurisdictions follow an age-based discount structure based on adult user fees. The Vancouver Park Board age-based discounts remain among the most generous in the Lower Mainland so the general comparisons made for Adult fees in the following sections also apply to other age based groups.

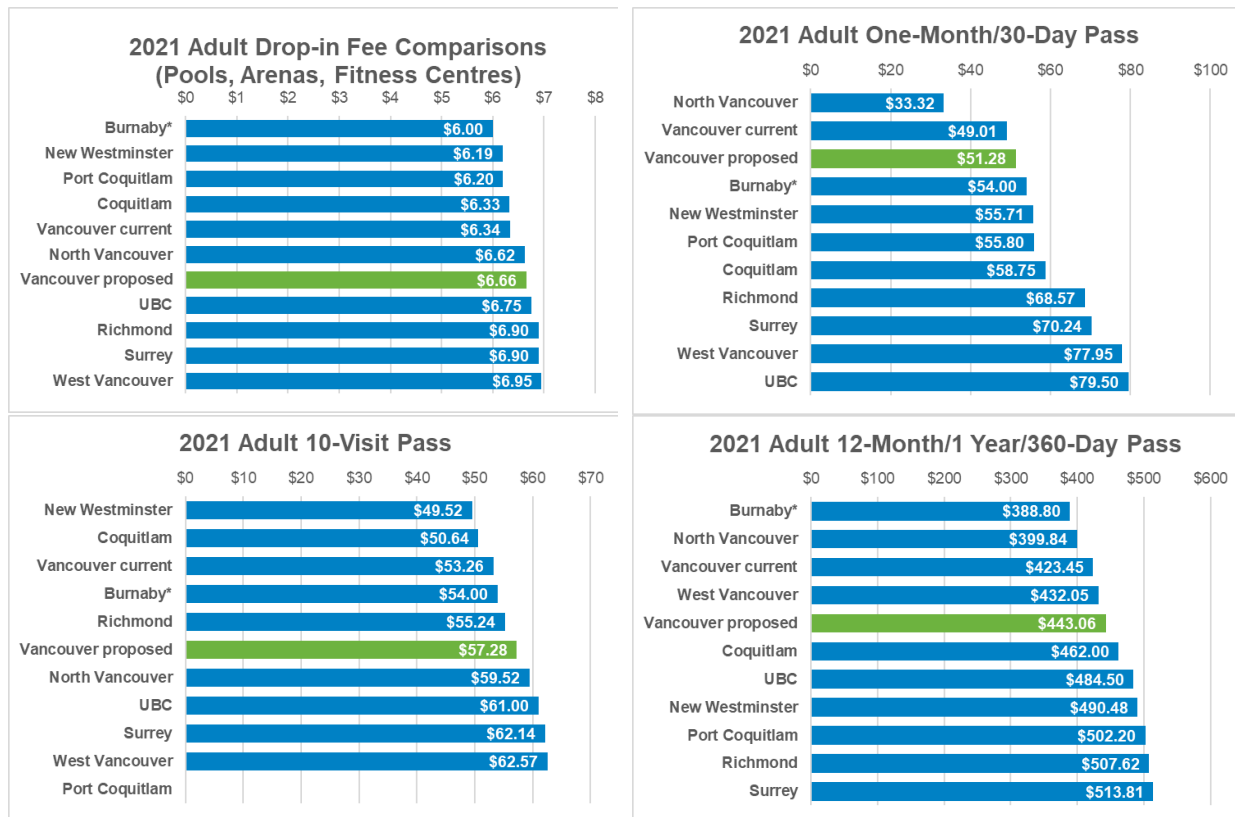


Comparison of 2021 Recreation Fees from across the Lower Mainland

When considering affordability, it is also important to note that the Park Board's Leisure Access Program (LAP) provides free and reduced cost options to access recreation programs and services for residents that meet low income guidelines and that each ice rink and indoor pool provides at least four hours of low-cost public sessions each week.

Admissions & Passes

In the comparison graphs shown below, proposed 2022 Adult Fees for Vancouver are in green and 2021 fees are in blue (the fees shown exclude taxes). Where noted by an asterisk (*) in the charts below, an exception was made for Burnaby, as their 2021 fee structure is very different due to pandemic pricing considerations – the Burnaby fees shown are for 2022.



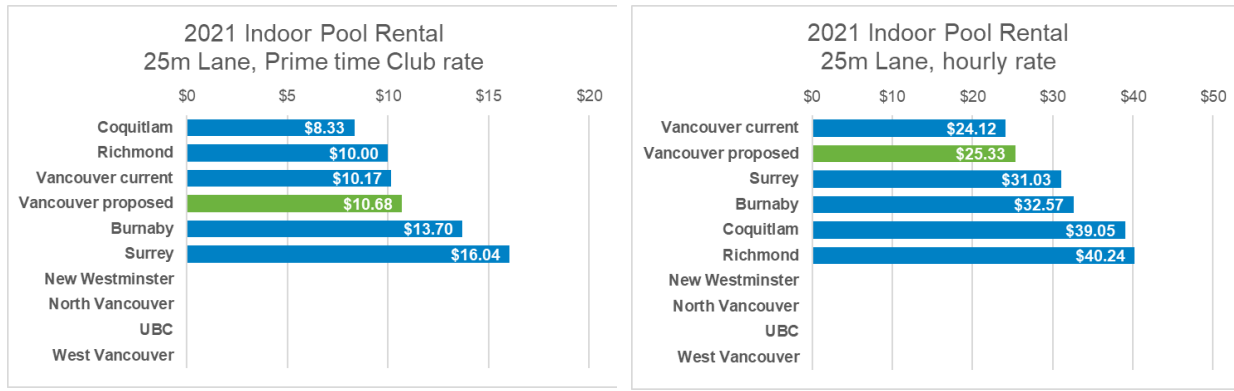
The fees shown vary greatly, but in all three cases the proposals for 2022 Vancouver recreation fees remain at the lower to middle end of the range of 2021 recreation fees being compared. Vancouver also provides excellent value for the fees noted, given the number of arenas (8), indoor pools (9), and fitness centres (25) available for use.

Indoor Pool & Arena Rentals

In the comparison graphs shown below, proposed 2022 Adult Fees for Vancouver are in green and 2021 fees are in blue. Rental comparisons are even more difficult to summarize than drop-in fees and passes, as times, user group definitions and facilities vary greatly. In some cases jurisdictions do not have comparable facilities while in others they did not have rates for comparable facilities posted on their website or they were not provided as part of the fee survey.

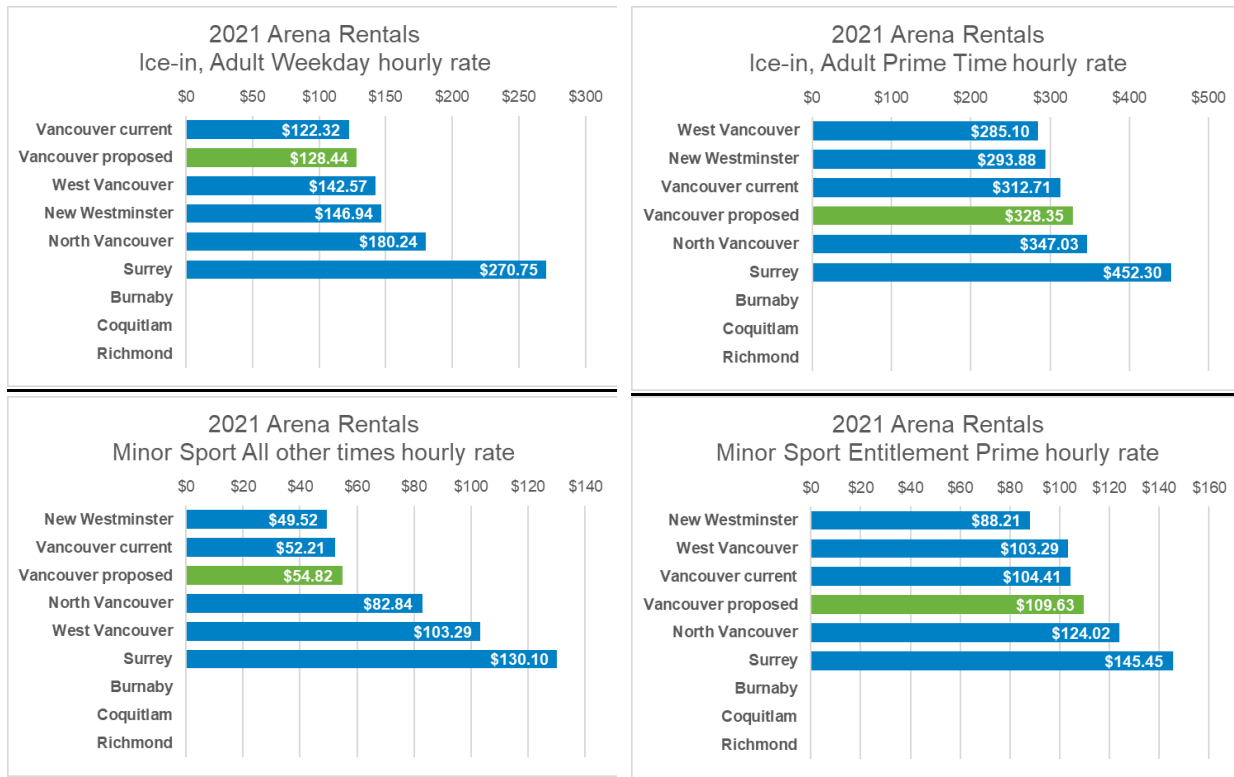
Comparison of 2021 Recreation Fees from across the Lower Mainland

Indoor Pools



The proposals for 2022 Vancouver indoor pool rental fees remain at the lower to middle end of the range of 2021 fees available for comparison and Vancouver also provides excellent access options for the public, with nine indoor pools providing a combination of rental, lessons, programs and drop-in services.

Arenas



Similar to pool rental fees, the arena rental fees shown vary quite a bit and some jurisdictions either do not have ice available to rent or did not provide rates for adult or minor sport rentals. As with other fees proposed, the proposals for 2022 Vancouver arena rental fees remain at the lower

Comparison of 2021 Recreation Fees from across the Lower Mainland

to middle end of the range of 2021 fees available for comparison. As well, Vancouver provides excellent access options for the public, with eight arenas providing a combination of rentals, lessons and drop-in services.