



November 16, 2022

TO: Park Board Chair and Commissioners
FROM: General Manager – Vancouver Board of Parks and Recreation
SUBJECT: 2023 Fees and Charges - Parks and Recreation

RECOMMENDATION

THAT the Vancouver Park Board approve changes to the 2023 Fees and Charges, as summarized in the body of this report and detailed in Appendix A.

REPORT SUMMARY

It is Park Board policy that fees and charges for Park Board services are established on a cost recovery basis for core parks and recreational services, while remaining comparable to other municipalities and service providers. For services considered to be outside of the core service areas, fees and charges are set close to market to enable the Park Board to generate revenues to support costs across other service areas.

For 2023, the baseline recommended fee increase required to provide for increasing costs has been set at 3% for the City; fee increases that vary from the general 3% baseline increase are discussed in the body of the report and all fees and charges are detailed in Appendix A.

The recommended changes for the 2023 Fees and Charges are consistent with Park Board policy and reflect a careful consideration of market and customer impacts, including a focus on affordability.

The recommended user fee increases are expected to generate approximately \$2.0 million of incremental revenues. Of the \$2.0 million, \$1.3 million has been included in the proposed 2023 operating budget, while the remaining \$0.7 million will be held for potential investments later in the year should it not be required to mitigate risks identified within the 2023 Operating Budget.

POLICY

The Park Board policy on user fees and charges was most recently updated as part of the [2022 Fees & Charges Board report](#) and is summarized as follows:

- User fees and charges will be levied to recover all or a portion of overall operating costs.
- All fees and charges will be adjusted to accommodate changes in the marketplace and in operating and maintenance costs.
- The General Manager will have the authority to waive or reduce fees and alter fees for services for promotion purposes and to quickly establish fees for experimental services.
- Fees may be revised for people with accessibility issues and their attendants, families, groups, frequent users, low priority times, promotions and marketing strategies.

- Each ice rink and indoor pool will include at least four hours of low-cost public sessions each week.
- Leisure Access Program (LAP) participants receive free access to public swimming and skating, and pay reduced fees at Park Board operated fitness centres. Reductions are available for Flexipasses, swim lessons and skate lessons as well as a minimum of one recreation program per person, per community centre, per season at participating community centres.
- Unless otherwise specified, fees are defined for age-based and family categories as follows:
 - Pre-school: 4 years of age and under
 - Child: 5 to 12 years inclusive
 - Youth: 13 to 18 years inclusive
 - Adult: 19 to 64 years inclusive
 - Seniors: 65 years and up
 - Family: 1-2 adults of the same household and their children.
- Where noted, to encourage family participation, family pricing is available; each person in the family pays the child fee, subject to a two-person minimum.
- An age-based fee structure will be maintained that provides the following general discounts from adult fees for recreation services:
 - Youth and Seniors: 30% discount
 - Child: 50% discount
- As approved on March 9, 2020, fees at Burrard Civic Marina are to be adjusted as required to ensure the recoverability of any changes to operating costs, using the annual Consumer Price Index (CPI) as a benchmark indicator; every five years a third-party review be undertaken to ensure fees remain in line with comparable market conditions; and paddler and rower user groups are to be involved in the review of the fees and usage of facilities prior to any fee changes being applied to those users.
- Vehicles displaying veteran or Memorial Cross licence plates have the option to not pay parking fees at Park Board managed paid parking sites (any posted time limits or other restrictions apply).

BACKGROUND

As detailed in the [Vancouver Charter](#) under section 488, 489 and 490, the Park Board has exclusive jurisdiction over fees and rental charges in parks within the City of Vancouver.

In recent years, the Park Board has approved fees and charges prior to the start of the calendar year and in conjunction with the recommended annual operating budget submission to Vancouver City Council. Advance approval of Fees and Charges provides users with notice of expected fees and ensures the revenue estimates included as part of the annual operating budget submission incorporate planned changes to the Park Board's fee structures and fees.

The City's 2023 budget process has deferred the public engagement work to early 2023, but if we review the 2022 public engagement feedback on fees and charges, residents and businesses

were asked specifically about their support for increasing user fees for services they or their business use. As illustrated in Figure 1 below, over two-thirds of residents and businesses surveyed as part of the 2022 budget process were willing to pay more in user fees, which is consistent with prior year results.



Figure 1: 2022 Budget Engagement Survey Results

DISCUSSION

It is Park Board policy that fees and charges for Park Board services are established on a cost recovery basis for core parks and recreational services, while remaining comparable to other municipalities and private providers. For services considered to be outside of the core service areas, fees and charges are set close to market to enable the Park Board to generate revenues to support costs across other service areas.

Recommended 2023 Fees and Charges

In preparing the recommended 2023 Fees and Charges, staff reviewed comparative market fees, considered effects of recommended fees on customers, and integrated implications from recommended fee changes into the recommended 2023 Parks and Recreation Operating Budget.

As noted in a [2022 Memo to the Board](#), the recommendations in the Fees & Charges reports reflect the goal to keep costs of core parks and recreation services affordable while remaining mindful of both current cost pressures and the need to support a fee structure that is financially viable in the long term. Affordability, based on the concept of ability to pay, remains a core value and there are specifically designed mechanisms to provide support to those in need, such as age-based discounts, lower cost or free programming times, and the Leisure Access Program.

For reference, the services offered by the Park Board can generally fall into one of four categories:

Category	Description	Example Services
1. Paid Services generating a net Revenue/Surplus	User fees are set to generate revenues greater than the cost of the services; the net revenues generated are used to support other services that are provided without fees.	<ul style="list-style-type: none"> - paid parking - golf - marinas - attractions - paid gardens
2. Cost Recovery Services	User fees are set to fully recover the direct costs attributable to the service.	<ul style="list-style-type: none"> - some permitted services - special event site monitoring
3. Partially Subsidized Paid Services	User fees are set to generate revenues lower than the full cost of the services; often for services that are quite costly to provide, but are viewed as critical services to provide at an accessible price point.	<ul style="list-style-type: none"> - recreation programs - swimming
4. Fully Subsidized Services	Services provided without user fees. These are expected critical municipal critical services (not offered by private industry) and are reliant on tax funding support (Council discretion) and surplus revenues generated from Category 1 above.	<ul style="list-style-type: none"> - park maintenance - park rangers - support & administration (GMO, Communications, etc.)

As described in the Park Board Fees and Charges Policy, a fundamental rationale for adjusting fees and charges is to ensure a reasonable recovery of associated operating costs. As operating costs increase, similar increases to fees and charges are required to help maintain the high level of services provided by the Park Board. Increases in costs reflect wage and fringe benefit cost increases, as well as inflationary increases for supplies, materials and contracted services.

To help offset rising costs while maintaining high service levels, an increase of 3% for most fees and charges have formed the baseline for the recommended increases detailed in Appendix A and summarized in Table 1 below.

Revenue Stream or Service	Recommended Fee Increase	Incremental 2023 Revenue
Parking	Average 8%	\$730,000
Recreation Services	Average 3%	\$629,000
Regulation Golf and Pitch & Putt	Average 3%	\$348,000

Revenue Stream or Service	Recommended Fee Increase	Incremental 2023 Revenue
Destination Attractions	Average 5%	\$231,000
Burrard Marina	Average 4%	\$60,000
Special Event & Film	Average 3%	\$30,000
Total		\$2,030,000

Table 1: Recommended 2023 Fees & Charges Increases and Associated Incremental Revenue

Details of recommended fee changes above or below the 3% baseline or for recommended fee adjustments based on Board policy or previous Board approvals are outlined in the remainder of this section.

Parking

Overview

Pay parking is in place at a number of parks and community centres around the City. The net revenues generated through pay parking are used to support other non-revenue generating programs and services in Parks and Recreation. The proposed 2023 operating budget has been set to generate revenues of \$6.9 million from pay parking fees and charges.

Pricing Considerations

Effective parking pricing provides a number of benefits including encouraging parking turnover to ensure that there are enough parking spaces for users of parks and recreation facilities, providing an incentive for vehicle users to switch to more environmentally modes of transportation, and generating revenue to support other Park Board services. Parking fees are determined based on a scan of competitors' lots and street parking fees in the surrounding area and set to reflect demand and market alignment. When setting fees, consideration is also given to affordability for users of parks and recreation facilities and the interests of nearby residents and businesses.

Notable 2023 Fee Changes

For 2023, changes to existing fees are recommended and summarized in Table 2, and two new fees are proposed, which are summarized in Table 3. The parking fees are shown inclusive of relevant taxes.

Changes to Parking Fees	Recommended Fee Increase (with tax)
Hourly	\$0.00 - \$0.50 Average 9%
Daily	\$0.00 - \$2.50 Average 6%
Event, Evening, Monthly, Annual and Seasonal	\$0.00 - \$225 Average 10%

Table 2: Recommended Fee Increases for Existing Parking Fees

Recommended New Parking Fees	Recommended Fee (with tax)
Vanier Park (Lot 71) Vehicle plus Non-Motorized Vessel Season Pass	\$185
Jericho Beach (Lot 69) Off Season Hourly and Daily Parking	\$2.75 / \$7.75

Table 3: Recommended New Parking Fees

Currently, for Vanier Park (Lot 71) hourly and daily parking options are provided and a season pass is offered for vehicles towing boat trailers during the fishing season (May – September). Recognizing that other frequent users of this lot would also prefer seasonal parking pass options and take up less parking space than vehicles towing a boat trailer, new, lower fees are recommended for vehicles carrying a non-motorized vessel, with options for both the busy season (April – September) and for the off-season (October – March).

The other new parking fees being recommended are for hourly and daily fees for off-season parking (October – March) at Jericho Beach (Lot 69), due to increased demand for parking at this site.

Recreation Admissions, Programs and Facilities

Overview

Recreation Services provide core programs and facilities to support residents and visitors to stay active and healthy. For 2023, in keeping with the City’s general approach to budget for full services, the proposed recreation user fee revenue budget has been set based on 2022 revenue budget levels, plus a 3% increase to help offset increased costs for staff, utilities and supplies.

The proposed 2023 operating budget has been set to generate revenues of \$21.6 million from Recreation fees and charges.

It is worth noting that there is some risk of not fully achieving the 2023 recreation revenue budgets as 2022 revenues continue to be below budget levels, but staff will continue to closely monitor revenues trends throughout 2023 to ensure any resulting budget gaps are identified and steps taken to mitigate shortfalls where possible.

Pricing Considerations

In the fall of 2021 recreation staff conducted a survey of lower mainland fees and charges to help ensure that the recommended 2022 fees would allow the Park Board to provide excellent recreation services at a competitive price. As part of the process for recommending 2023 fees, basic admission and pass rates for 2022 were updated, but a full survey of programming and rental rates was not done, pending upcoming work on a recreation fee policy.

In analyzing the updated fee data, it is clear that there is not a consistent approach to setting user fees across lower mainland recreation facilities: each municipality takes a different approach to age based pricing, to discounts, to options to reduce financial barriers to participation, and to allocation of limited facility times in high demand by user groups. All this makes fee comparison difficult to summarize, but in looking broadly across the various fees, the recommended increases will keep Vancouver prices in the middle to lower end range for recreation fees in the lower

mainland. Details of various comparisons of recreation fees across the lower mainland are included in Appendix B.

Notable 2023 Fee Changes

For 2023, the baseline recommended fee increase of 3% has been applied to most Recreation fees & charges. Exceptions are listed below

Recreation Admissions & Passes

As approved in 2020, the fee for 10 Visit Passes are continuing to transition to a 10% discount on the purchase of 10 Drop-in admissions at 2% per year. For 2023 the discount will be 12% and this transition applies to the following 10 Visit Passes: Admission, Indoor Cycling Admission and Kerrisdale Place Palace Admissions. This transition also applies to Public Skate Rental 10 ticket packs. This pricing structure promotes an extended commitment to recreational activity by users. The approved 2022 and recommended 2023 discounts and the longer-term discount targets are outlined below.

Changes to Recreation Pass Discounts	2022 Discount	2023 Discount	Target Discount
10-visit admission pass & Indoor Cycling 10-visit admission passes <i>(discount compared to purchase of 10 drop-ins)</i>	14%	12%	10%
Public Skate Rental 10 tickets & Kerrisdale Play Palace 10-visit pass <i>(discount compared to purchase of 10 one-time fees)</i>	14%	12%	10%

Table 4: Recreation Pass Discounts

Maple Grove Outdoor Pool drop-in admissions are recommended to increase per the process approved in the 2021 Fees & Charges report, as we continue to synchronize fees at this site with the standard pool Drop-in admission fees. As noted in the 2021 recommendation, the services provided at this pool are similar to all other outdoor pools with the exception of length swimming. Child Drop in rates are now aligned to all other pools so for 2023 the only notable change is to the recommended Adult fee, which will increase from \$5 to \$6 (including tax).

Youth, Senior, and Child discounts continue to be applied to the noted adult admission fees based on the Park Board age-based fee structure policy: 50% discount for Child, 30% discount for Youth and Senior. Exceptions to this discount policy are noted in Appendix A and a comparison of age-based discounts in the various jurisdictions across the lower mainland are included in Appendix B.

Pool, Arena & Outdoor Sport Lessons and Programs

It is recommended to continue the process that began in 2020 of aligning child, youth and adult lessons fees between arenas and pools and to the Board’s age-discount policy.

The 2023 fees for Learn to Skate programs for preschoolers, children and youth, and for Learn to Swim programs for children are recommended to have no increase over 2022 fees as these fees are too high in relation to adult fees. For Learn to Skate fees for youth, children and preschooler, this will mean fees have remained the same since January 2018.

The recommended increases to the remaining Learn to Swim and Learn to Skate lessons range between 4% (for Youth Learn to Swim and Adult Learn to Skate, which equate to

between \$0.26 and \$0.37 per half hour class (pre-tax)) and 8% for Adult Learn to Swim (which equates to \$0.76 per half hour class (pre-tax)).

Fees for planned outdoor sport programming were established in 2020 but no increase is recommended as the programs have not yet been implemented (funding for a new position to support the programming has been temporarily restricted since 2020 but has been reinstated in the proposed 2023 operating budget).

It is also recommended to add four new fees for aquatics and arena programs to the fees and charges schedule, as detailed in the table below;

Recommended New Recreation Program Fees	Recommended Fee (Pre-Tax)
Junior Lifeguard – 30 minute class (added for completeness as previously not listed)	\$7.25
Adapted Learn to Skate Lessons (all ages, per class) (added for completeness as previously not listed)	\$7.67
Semi-Private Skate Lessons (all ages, per participant) New semi-private option, fees aligned with aquatics	\$23.07
Learn to Play Hockey Adult – 45 minute class Child – 45 minute class To establish a fee for a new program that was implemented on an experimental basis and is now being formalized	\$14.24 \$7.12

Table 5: Recommended New Recreation Program Fees

Pool, Arena & Outdoor Sport Rentals

The notable changes recommended for rental rates include

- Making naming changes to some fees:
 - o Adult Ice Rentals fees will have their naming structure simplified to be one of Prime, Semi-Prime, Non-Prime, & Non-Prime Daytime.
 - o Dry Floor Rental fees will have their naming structure simplified to be one of Adult Sports Groups, Minor Sports Groups, Adult Non-Profit, Minor Non-Profit
- Providing notice of discount changes:
 - o Block rental discounts for Aquatics will begin a multi-year phase out process in April 2024
 - o Ice Rental Semi-Prime and Non-Prime Daytime discounts will be eliminated beginning in April 2024
 - o Inclement Weather Outdoor Sport Facility rental fee discounts will begin a four year phase out process in April 2024.

In addition to the naming changes and notice of changes to discounts detailed above, four new fees are also recommended to be added to the fees and charges schedule for completeness and to help address concerns related to late submissions of outdoor sports facilities booking confirmations. There are noted in Table 6.

Recommended New Recreation Rental Fees	Recommended Fee (Pre-Tax)
Ice Rentals – Last Minute Booking (hourly fee) New option to increase public access when ice becomes unexpectedly available.	\$99.00
Arena Dry Floor Non Profit Non Sport Use (hourly fee) Adding a new option for shorter term rentals for non profit non sport use to match available options for Commercial groups	\$138.67
Arena Room Rentals (hourly fee) (currently only available at Sunset arena)	\$20.00
Outdoor Sports Facilities fees for late submissions Returning groups that submit late booking confirmations cause facility booking bottlenecks of up to 4 weeks, resulting in delays for other groups, particularly for new requests. By introducing a higher fee for late submissions, it is hoped that the number of on-time submissions will increase and facility booking delays will be reduced. Groups which submit booking confirmations on-time will pay 20% less than those confirming after the deadline.	See Appendix A for details by type of facility & user group

Table 6: Recommended New Recreation Rental Fees

Golf Courses

Overview

The Park Board operates three regulation golf courses (Fraserview, McCleery and Langara) and three pitch and putt golf courses (Stanley Park, Rupert Park and Queen Elizabeth Park).

The net operating surplus from golf course operations is used to support other programs and services in Parks and Recreation. The proposed 2023 operating budget has been set to generate revenues of \$9.7 million from golf fees & charges.

Pricing Considerations

Admission prices at regulation golf courses are set to reflect demand and market conditions. Staff perform a scan of competing public and private golf courses in the region and recommend prices to position Park Board operated golf courses competitively in the market. For pitch and putt golf courses, more consideration is given to accessibility and affordability. Seniors, youth and children are offered discounts.

Notable 2023 Fee Changes

For 2023, golf fees are recommended to increase by the 3% baseline, with the two exceptions detailed below.

No increase is recommended for the Advanced Booking fee, which would remain at \$5 (including tax) to promote equitable access to booking tee times.

It is recommended to continue the monthly pass fee transition approved in 2021, which would increase the fee by 10% each year to gradually align this Monthly pass fee to provide a similar discount as offered on a One Month Recreation Flexipass (which is currently set equivalent to paying for 7.7 regular recreation visits). For 2023 the Pitch & Putt Monthly pass fee recommended would be equivalent to paying for 6.4 regular visits.

Destination Attractions

Overview

The Park Board operates three unique destination attractions: VanDusen Botanical Garden (VanDusen), Bloedel Conservatory (Bloedel), and Stanley Park Train (Miniature Train). Any net operating surplus from destination attractions is used to support other programs and services in Parks and Recreation.

Starting in 2020, seasonal special event pricing at these attractions is no longer part of the annual Fees & Charges approval process. Pricing for seasonal special events at destination attractions is determined closer to the event each year, based on market and competitive conditions and on the costs related to the scope of the various events; these fees are approved by the General Manager, per the applicable policy.

In 2023, destination attractions are budgeted to generate revenues of \$2.9 million from fees and charges approved by the Board.

Pricing Considerations

Admission prices are set primarily to recover operating costs with some consideration given to the value of the visitor experience in relation to other attractions in the region. Facility rentals at VanDusen, Bloedel and the Celebration Pavilion in Queen Elizabeth Park are priced to align with the market. Charities and non-profit groups are offered discounts on facility rental prices.

Notable 2023 Fee Changes

Exceptions to the 3% baseline fee increase are listed below:

Admissions

It is recommended to extend the Spring/Summer season by one month to October 31, due to the consistent warmer weather and related improved value of the garden experience in October.

Rentals

For rentals, two fees are recommended to increase beyond the baseline 3%, as shown in Table 7.

Changes to Destination Attraction Rental Fees	Recommended Fee Increase (Pre-Tax)
Celebration Pavilion – Rehearsal Fee Increase aligns fees for rehearsals scheduled outside operating hours at Celebration Pavilion and Bloedel and reflects that the cost of providing this service is comparable for the two facilities	\$110 73%
VanDusen – Floral Hall Rental	\$45 - \$90 5%

Table 7: Recommended Facility Rental Fee Increases above 3%

A \$110 increase in the rehearsal fee for the Celebration Pavilion is recommended to align it to the rehearsal fee at nearby Bloedel, reflecting that the cost of providing an option for rehearsals outside of usual operating hours is comparable for the two facilities.

A fee increase of 5% is recommended for the rental fee of VanDusen Floral Hall to bring it closer in alignment with the rental fee for the BMO Great Hall, as the two halls provide similar rental experiences and can be used for similar events.

There are also two transitional fee structure changes being recommended for rentals.

Firstly, a simplified rental fee structure is recommended for Bloedel to align it to industry practice. The recommended change involves eliminating the per person fee charged for attendance above 30 people and embedding the per person fee based on the maximum capacity of a space within the rental fee. For commercial photography, the embedded per person fee would be based on the highest expected attendance of 20 people. These changes will clarify costs for customers looking to book this facility and reduce the administration involved in tracking and billing per person costs.

Finally, it is recommended to continue gradually reducing the non-profit discount offered for VanDusen facility rentals as approved in 2021, with a 2% decrease for 2023 bringing this discount to the target level of 30% in 2023.

Marinas

Overview

The Park Board operates two marinas: Burrard Civic Marina (Burrard Marina) and Heather Civic Marina (Heather Marina). Heather Marina is operated on behalf of the City, with net operating surpluses transferred to the Property Endowment Fund; fees for Heather Marina are recommended by City staff and are not approved by the Park Board. Net operating surpluses generated by Burrard Marina, on the other hand, are used to support programs and services in Parks and Recreation. The proposed 2023 operating budget has been set to generate revenues of \$2.2 million from Burrard Marina fees & charges.

Pricing Considerations

On March 9, 2020, the Park Board approved a [policy for setting fees at Burrard Marina](#) which states that fees are to be adjusted as required to ensure recoverability of operating costs using the annual Consumer Price Index (CPI) as a benchmark indicator. In addition, a third-party review is required every 5 years to ensure that fees remain in line with comparable market conditions. A third-party review was last performed in 2019 and Burrard Marina fees were adjusted in 2020 based on the recommendations of this review.

At the time of writing this report, the annual average percent change in CPI for Vancouver, published by the provincial government (BC Stats), was 2.7%. A fee increase of 3% for moorage and land storage is recommended for 2023 to help recover inflationary increases in staff costs, utilities and supplies.

Notable 2023 Fee Changes

An increase of 10% is recommended for the moorage application fee, from \$50 to \$55 (including tax). The application fee covers the cost of waitlist administration and has not been increased in many years.

A new fee is also being recommended for annual vehicle parking passes inside the Land Storage Area, as shown in Table 8. This fee would not apply to Paddler and Rower Groups, who do not park within the Land Storage area.

Recommended New Burrard Marina Fees	Recommended Fee (Post-Tax)
Vehicle Parking inside the Land Storage Area – Annual Pass	\$120

Table 8: Recommended New Burrard Marina Fees

Currently annual moorage contracts include two free parking stalls within the land storage area at Burrard Marina. It is not standard industry practice to provide free parking at marina facilities, so to more closely align with other marina practices, adjustments to the free parking benefit are being proposed, beginning on April 1, 2023.

Moorage contracts for 2023/2024 would include only one free parking stall, with the option to purchase an annual vehicle parking pass for one additional stall. Motorized and Non-Motorised Land Storage contracts for 2023/2024 would not include any free parking, but contract holders could purchase annual vehicle parking passes for up to two parking stalls.

Special Event & Film

Overview

Public parks are sought after as the site for many special events and film activities and fees are set to recover the costs of coordinating these activities, to ensure that the natural landscape and public access are protected, and to generate revenues to support other programs and services in Parks and Recreation. The proposed 2023 operating budget has been set to generate revenues of \$1.9 million from Special Event & Film fees and charges.

Pricing Considerations

Fees for special events and film are set to recover operating costs and to reflect demand and market conditions when appropriate. Consideration is given to customer type, activity type, size and complexity of an event. For customers who are charities or non-profit societies, fee affordability is considered. For commercial and corporate customers or activities in which there is a commercial component, fees are set to reflect demand and market conditions.

Notable 2023 Fee Changes

For 2023, the baseline recommended fee increase of 3% has been applied to most Special Event and Film fees, with the exception of the Site Monitoring fee shown in Table 9, below. This fee is reflects the full cost of providing this service, including staffing, vehicles, equipment, supplies and administration and has been increased by \$10 per hour to \$93 (pre-tax) to reflect the higher cost of service provision.

Recommended Changes to Special Event Fees	Recommended Fee Increase (Pre-Tax)
Site Monitoring (per hr)	\$10 or 12%

Table 9: Recommended Fee Increases above 3% baseline

In addition to the above change, three changes in fee structure are recommended for 2023.

First, to simplify the fee structure for special event permits, the existing 2022 “Charity/Community” and “Charity Athletic/Corporate Runs” categories are recommended to be combined into one “Charity/Community/Non-Profit” category. Within the 2022 fees structure, for event attendance below 500 people fees are the same. Above 500 people, the existing “Charity Athletic/Corporate Runs” category has higher fees. The combined new category fee would be based on the existing “Charity Athletic/Corporate Runs” fee, with an increase to those fees by the baseline 3%.

Second, the existing special event “Private” category is recommended to be combined with the “Commercial” category. Combining these two categories allows more flexibility in setting the fees for private events, so that the fee can more appropriately reflect differences in size and complexity of events.

Finally, a new category of picnic permits is recommended for corporate and commercial picnics and is detailed in Table 10. The recommended fees are based on demand and market conditions.

Recommended New Picnic Fees	Recommended Fee (Pre-Tax)
Commercial / Corporate Picnics	
- Level 1 Not Sheltered	\$225
- Level 2 Not Sheltered	\$321
- Level 1 Sheltered	\$372
- Level 2 Sheltered	\$597

Table 10: Recommended New Picnic Fees

FINANCIAL IMPLICATIONS

The recommended fee changes are expected to generate roughly \$2.0 million of incremental revenues in 2023. The proposed 2023 operating budget revenue target has factored in a total of \$1.3 million based on a 3% baseline fee increase and the remaining \$0.7 million will be used to mitigate risks identified within the 2023 Operating Budget.

CONCLUSION

The recommended changes for the 2023 Fees and Charges (detailed in Appendix A) are consistent with Park Board policy and consider market, customer, resident and business impacts, while keeping affordability at the forefront of recommended fees. The additional revenue generated by the fee increases recommended in this report are expected to contribute approximately \$2.0 million toward the increased costs of providing parks and recreation services for 2023, with \$1.3 million of that revenue already reflected in the proposed 2023 operating budget and the remaining \$0.7 million to be used to mitigate 2023 operating budget risks.

General Manager's Office
Vancouver Board of Parks and Recreation
Vancouver, BC

Prepared by:
Natalie Froehlich, Director, Financial Planning & Analysis

Vancouver Board of Parks and Recreation

Recommended 2023 Fees & Charges

APPENDIX A



www.vancouverparks.ca

Special Park Board Meeting
November 21, 2022

POLICY

The Park Board's policy on user fees and charges is summarized as follows:

- User fees and charges will be levied to recover all or a portion of overall operating costs.
- All fees and charges will be adjusted to accommodate changes in the marketplace and in operating and maintenance costs.
- The General Manager will have the authority to waive or reduce fees and alter fees for services, promotion purposes and to quickly establish fees for experimental services.
- Fees may be revised for people with accessibility issues and their attendants, families, groups, frequent users, low priority times, promotions and marketing strategies.
- Each ice rink and indoor pool will include at least four hours of low-cost public sessions each week.
- Leisure Access Program (LAP) participants receive free access to public swimming and skating, and reduced fees at participating Park Board operated fitness centres. Reductions are available for Flexipasses, swim lessons and skate lessons as well as for one recreation program per person per season at participating community centres.
- Unless otherwise specified, fees are defined for age-based and family categories as follows:

Pre-school:	4 years of age and under
Child:	5 to 12 years inclusive
Youth:	13 to 18 years inclusive
Adult:	19 to 64 years inclusive
Seniors:	65 years and up
Family:	1-2 adults of the same household and their children/youth.
- Where noted, to encourage family participation, family pricing is available; each person in the family pays the child fee, subject to a two person minimum.
- An age-based fee structure will be maintained that provides the following general discounts from adult fees for recreation services:

Youth and Seniors:	30% discount
Children:	50% discount
- As approved on March 9, 2020, fees at Burrard Civic Marina are to be adjusted as required to ensure the recoverability of any changes to operating costs, using the annual Consumer Price Index (CPI) as a benchmark indicator; every five years a third-party review is to be undertaken to ensure fees remain in line with comparable market conditions; and that paddler and rower user groups are to be involved in the review of the fees and usage of facilities prior to any fee changes being applied to those users.
- Vehicles displaying veteran or Memorial Cross licence plates have the option to not pay parking fees at Park Board managed paid parking sites (any posted time limits or other restrictions apply).

Parking

Effective Date	FEE RECOMMENDATION (Including Parking Taxes)				*
	Recommended Jan 1, 2023	Approved Jan 1, 2022	\$ Change	% Change	
PARKING TAX RATE (see breakdown below)	30.20%	0.00%			
Aquatic Centre (Lot 63)					
Hourly	4.00	3.75	0.25	7%	*
Daily	15.00	14.25	0.75	5%	*
Event 6:00am-6:00pm	27.00	26.00	1.00	4%	*
Beach Avenue and Sunset Beach Loops (Lot 63)					
Hourly	4.00	3.75	0.25	7%	*
Daily	15.00	14.25	0.75	5%	*
Event 6:00pm-11:00pm	27.00	26.50	0.50	2%	*
Coal Harbour Community Centre (Lot 64)					
Hourly 6:00am-6:00pm	3.75	3.75	0.00	0%	*
Daily 6:00am-6:00pm	17.50	17.00	0.50	3%	*
Evening 6:00pm-6:00am	8.75	8.50	0.25	3%	*
Monthly	245.00	235.00	10.00	4%	*
Creekside Community Centre (Lot 68)					
Hourly 6:30am-6:00pm	4.00	3.75	0.25	7%	*
Daily 6:30am-6:00pm	14.25	13.75	0.50	4%	*
Evening 6:00pm-1:00am	7.75	7.25	0.50	7%	*
Monthly	130.00	116.00	14.00	12%	*
Devonian (Lot 35)					
Hourly 6:00am-6:00pm	5.50	5.50	0.00	0%	*
Daily 6:00am-6:00pm	18.00	16.00	2.00	13%	*
Evening 6:00am-6:00pm	13.00	12.75	0.25	2%	*
Event 6:00pm-11:00pm	27.00	26.00	1.00	4%	*
Monthly	230.00	225.00	5.00	2%	*
Empire Fields (Lot 87)					
Hourly (max 3 hrs)	2.50	2.25	0.25	11%	*
Hastings / Renfrew (Lot 109)					
Hourly (max. daytime \$7.50) 6:00am-6:00pm	2.25	2.00	0.25	13%	*
Daily 6:00am-11:59pm	13.75	13.75	0.00	0%	*
Evening 6:00pm-12:00am	6.50	6.25	0.25	4%	*
PNE Event (all day)	22.00	22.00	0.00	0%	*
Other Events	15.00	15.00	0.00	0%	*
Jericho Beach (Lot 69)					
Hourly					
October 1 - March 31 (NEW)	2.75				NEW (1)
April 1 - September 30	3.75	3.75	0.00	0%	*
Daily					
October 1 - March 31 (NEW)	7.75				NEW (1)
April 1 - September 30	14.25	14.00	0.25	2%	*
Seasonal Pass					
April 1 - September 30	150.00	105.00	45.00	43%	*
Kitsilano Park (Lot 66)					
Hourly					
October 1st - April 30th	3.00	2.75	0.25	9%	*
May 1st - September 30th	4.00	3.75	0.25	7%	*
Daily					
October 1st - April 30th	9.00	7.50	1.50	20%	*
May 1st - September 30th	17.00	15.00	2.00	13%	*

Notes

- * Generally, proposed parking prices are set to reflect parking demand and market alignment, while encouraging parking turnover, providing incentive for more environmentally friendly modes of transportation, and considering the interests of nearby residents & businesses.
- (1) To reflect the increased demand for parking at Jericho Beach during the off season.

Parking

Effective Date	FEE RECOMMENDATION (Including Parking Taxes)				*
	Recommended Jan 1, 2023	Approved Jan 1, 2022	\$ Change	% Change	
PARKING TAX RATE (see breakdown below)	30.20%	0.00%			
Queen Elizabeth Park (Lot 67)					
Hourly					
October 1st- April 30th	3.00	2.75	0.25	9%	*
May 1st - September 30th	4.00	3.75	0.25	7%	*
Daily					
October 1st- April 30th	8.00	7.50	0.50	7%	*
May 1st - September 30th	14.25	13.75	0.50	4%	*
Annual Pass	180.00	165.00	15.00	9%	*
Roundhouse Community Centre (Lot 65)					
Hourly 7:00am-6:00pm	4.00	3.75	0.25	7%	*
Daily (Sat, Sun & holidays) 7:00am-6:00pm	17.50	17.00	0.50	3%	*
Evening 6:00pm-11:00pm	7.75	7.25	0.50	7%	*
Monthly Pass	245.00	235.00	10.00	4%	*
Stanley Park (Lot 62)					
Hourly					
October 1st - March 31st	3.25	2.75	0.50	18%	*
April 1st - September 30th	4.25	3.75	0.50	13%	*
Daily fee					
October 1st - March 31st	8.25	7.75	0.50	7%	*
April 1st - September 30th	15.25	14.25	1.00	7%	*
Season Pass (Apr. 1 - Sep. 30)	275.00	250.00	25.00	10%	*
Off Season Pass (Oct. 1 - Mar. 31)	150.00	135.00	15.00	11%	*
Annual Pass	425.00	365.00	60.00	16%	*
Vanier Park (Lot 71)					
Daily					
Vehicle and Trailer	26.00	23.50	2.50	11%	*
Vehicle Only	14.25	13.75	0.50	4%	*
Hourly					
Vehicle Only	4.25	3.75	0.50	13%	*
Season Pass (May 1 - Sep 30)					
Vehicle and Trailer	215.00	185.00	30.00	16%	*
Season Pass (Apr 1 - Sep 30) NEW					(2)
Vehicle and Non-Motorized Vessel	185.00				NEW
Off Season Pass (Oct 1 - Mar 31) NEW					(2)
Vehicle and Non-Motorized Vessel	185.00				NEW
Vanier Park - Gravel (Lot 70)					
Hourly	3.25	2.75	0.50	18%	*
Daily	11.50	9.50	2.00	21%	*

Notes

- * Generally, proposed parking prices are set to reflect parking demand and market alignment, while encouraging parking turnover, providing incentive for more environmentally friendly modes of transportation, and considering the interests of nearby residents & businesses.
- (2) To provide a more affordable option for the smaller parking spaces that can be used for non-motorized vessels. Season length set to accommodate the typical season for related activities.

Parking

Effective Date	FEE RECOMMENDATION (Including Parking Taxes)				*
	Recommended Jan 1, 2023	Approved Jan 1, 2022	\$ Change	% Change	
PARKING TAX RATE (see breakdown below)	30.20%	0.00%			
Bus Parking (Stanley Park, QE Park, and Devonian Park - one ticket/pass valid for all 3 locations)					
Daily					
11 Seats & Under	18.25	17.75	0.50	3%	*
12-24 Seats	32.00	31.00	1.00	3%	*
25 Seats & Over	53.50	52.00	1.50	3%	*
Annual Pass					
11 Seats & Under	800.00	705.00	95.00	14%	*
12-24 Seats	1,150.00	1,005.00	145.00	14%	*
25 Seats & Over	1,700.00	1,475.00	225.00	15%	*
"hop on hop off" buses	1,700.00	1,475.00	225.00	15%	*
Special Event Parking Daily					
Fees may change during the year due to market fluctuations					
Taxes Included in Parking Fees:					
Parking Sales Tax	24.00%				
GST on Parking Sales Tax	1.20%				
GST	5.00%				
	<u>30.20%</u>				

Notes

- * Generally, proposed parking prices are set to reflect parking demand and market alignment, while encouraging parking turnover, providing incentive for more environmentally friendly modes of transportation, and considering the interests of nearby residents & businesses.

Recreation Admission & Passes

Effective Date	FEE RECOMMENDATION (Excluding Taxes)				*
	Recommended Jan 1, 2023	Approved Jan 1, 2022	\$ Change	% Change	
Applicable Tax Rate (Reference Only)	5.0%	5.0%			
Adult*					
12 month Flexipass	456.19	443.06	13.13	3%	
3 month Flexipass	142.56	138.46	4.10	3%	
1 month Flexipass	52.80	51.28	1.52	3%	
10 Visit Admission Pass (12% discount compared to 10 x Drop-in price)	60.37	57.28	3.09	5%	(1)
Drop-in Admission	6.86	6.66	0.20	3%	
Excluded from age-based discount policy:					
Maple Grove Outdoor Pool Drop-in Admission - Adult	5.71	4.76	0.95	20%	(2)
Indoor Cycling Drop-in (all ages)	6.86	6.66	0.20	3%	
Indoor Cycling 10 Visit Admission Pass (all ages)	60.37	57.28	3.09	5%	(1)
Kerrisdale Play Palace Drop-in Admission					
6 years to 12 years	5.81	5.64	0.17	3%	
2 years to 5 years	5.22	5.07	0.15	3%	
6 months to 23 months	4.04	3.92	0.12	3%	
Under 6 months	FREE	FREE			
Group fee (Monday - Friday, 12pm - 2pm only)	3.74	3.63	0.11	3%	
Kerrisdale Play Palace 10 Visit Pass					
12% discount compared to 10 x Drop-in price					(1)
Skate Rentals and Skate Sharpening					
Public Skate Rental	3.46	3.36	0.10	3%	
Public Skate Rental 10 Tickets (12% discount compared to 10 x single rental)	30.45	28.90	1.55	5%	(1)
School Skate Rental	50% off	50% off			
Skate Sharpening (incl. PST as well)	6.67	6.48	0.19	3%	
Flexipass Discounts					
Youth and Senior	30% off	30% off			
Child	50% off	50% off			
Leisure Access Program (LAP)	50% off	50% off			
Corporate Discount (minimum of 10 members)	25% off	25% off			
Target Fitness for CoV employees	44% off	44% off			
*Age-based Admission Discounts					
Senior/Youth	30% off	30% off			
Child	50% off	50% off			
Preschoolers, accompanied by an adult (except where fees are noted).	FREE	FREE			
Other Admission Discounts (not applicable to 10 Visit Admission Passes)					
Family Drop-in Admission per person (minimum two child fees)	at child fee	at child rate			
Family Swim/Skate Reservation Fee (equivalent to 2 adult Drop-in admissions & allows up to 2 adults & 3 children/youth aged 5-18 to attend together - applies only to advanced reservations)	13.72	13.32	0.40	3%	
LAP Admission fee - free public swim, public skate & skate rental	FREE	FREE			
LAP Admission Discount - Fitness (does not apply to Personal Training)	50% off	50% off			
Low cost swim/skate sessions Drop-in admission	50% off	50% off			
Sauna/Whirlpool only Drop-in admission (pool closure)	50% off	50% off			
Group fee - single Drop-in admission for groups of 10 or more	25% off	25% off			

*Notes:

- (1) As approved in 2020, continuing to transition to a 10% discount on 10 Drop-in admissions at 2% per year (2019 discount was 20%); 2023 discount is 12% compared to 10 Drop-in admissions
- (2) As approved in 2021, continuing to transition to standard pool admission fee (increase \$1/yr until synchronized)

Recreation Admission & Passes

Effective Date	FEE RECOMMENDATION (Excluding Taxes)			
	Recommended Jan 1, 2023	Approved Jan 1, 2022	\$ Change	% Change *
Applicable Tax Rate (Reference Only)	5.0%	5.0%		
Fitness Personal Training				
Private 1 session	57.06	55.40	1.66	3%
Private 3 sessions	158.13	153.52	4.61	3%
Private 5 sessions	254.33	246.92	7.41	3%
Private 10 sessions	456.57	443.27	13.30	3%
Semi 1 session	85.57	83.08	2.49	3%
Semi 3 sessions	237.23	230.32	6.91	3%
Semi 5 sessions	391.66	380.25	11.41	3%
Semi 10 sessions	727.37	706.18	21.19	3%
Group 1 session	120.03	116.53	3.50	3%
Group 3 sessions	321.47	312.11	9.36	3%
Group 5 sessions	471.51	457.78	13.73	3%
Group 10 sessions	857.28	832.31	24.97	3%

VANCOUVER BOARD OF PARKS AND RECREATION - RECOMMENDED FEES AND CHARGES 2023
Pool, Arena & Outdoor Sport Recreation Programs

Effective Date	FEE RECOMMENDATION (Excluding Taxes)			
	Recommended Jan 1, 2023	Approved Jan 1, 2022	\$ Change	% Change *
Applicable Tax Rate (Reference Only)	5.0%	5.0%		
* No GST charged on children's programs/lessons (where participants are primarily 14 years old or younger)				
INDOOR POOLS - SWIM PROGRAMS/LESSONS*				
Lesson fees do not include 3rd party material and supplies fees which are added to the price of a lesson set (unless noted below).				
BASIC INSTRUCTION				
Learn to Swim				
Adult				
30 min. Class	10.22	9.46	0.76	8% (1)
40-45 min. Class	12.26	11.35	0.91	8% (1)
Youth/Senior				
30 min. Class	6.88	6.62	0.26	4% (2)
40-45 min. Class	7.90	7.60	0.30	4% (2)
Child *				
30 min. Class	6.62	6.62	0.00	0% (3)
40-45 min. Class	7.60	7.60	0.00	0% (3)
Swim & Skate Day Camp *				
Per hour fee	6.12	5.94	0.18	3%
INTERMEDIATE INSTRUCTION				
Learn to Swim				
Adapted Aquatics Lessons				
All Ages, per class	7.61	7.39	0.22	3%
Preschool				
30 min. Class	7.61	7.39	0.22	3%
Junior Lifeguard (NEW)				
30 min. Class	7.25			NEW (4)
ADVANCED INSTRUCTION				
Leadership Courses (per 30 min class)				
	7.25	7.04	0.21	3%
Advanced Aquatics Re-Certification (per 30 minute class)				
	10.57	10.26	0.31	3%
Extra candidate fees will be applied				
SPECIALTY INSTRUCTION				
Private Lessons (30 min class)				
All Ages	34.32	33.32	1.00	3%
Semi-Private Lessons (2-3 participants, 30 min class)				
All Ages, per participant	23.07	22.40	0.67	3%

- *Notes:
- (1) To align with policy (adult fees should be twice the child fee), increase fees above general fees increases over 4 years until adult fee is aligned with existing child fees
 - (2) As approved in 2020, continuing to transition Youth/Senior Learn to Swim fees to 70% of adult fees, per policy, @ 1% per year above general increase
 - (3) No increase re: transitioning, per policy, from shared Child/Youth fee to Child fee at 50% of adult fee
 - (4) Added to Fees & Charges for completeness as previously not listed

VANCOUVER BOARD OF PARKS AND RECREATION - RECOMMENDED FEES AND CHARGES 2023
Pool, Arena & Outdoor Sport Recreation Programs

Effective Date	FEE RECOMMENDATION (Excluding Taxes)				*
	Recommended Jan 1, 2023	Approved Jan 1, 2022	\$ Change	% Change	
Applicable Tax Rate (Reference Only)	5.0%	5.0%			
* No GST charged on children's programs/lessons (where participants are primarily 14 years old or younger)					
<u>ARENA PROGRAMS - SKATE PROGRAMS *</u>					
Learn to Skate Lessons					
Adult - 30 minute class	9.59	9.22	0.37	4%	(5)
Youth - 30 minute class	7.16	7.16	0.00	0%	(6)
Child - 30 minute class	7.16	7.16	0.00	0%	(6)
Preschool - 30 minute class	7.67	7.67	0.00	0%	(5)
Adapted Learn to Skate Lessons (NEW)					
All Ages, per class	7.67				NEW (7)
Private Lesson - 30 minute class (All Ages)	34.32	33.32	1.00	3%	
Semi-Private Lessons (2-3 participants, 30 min class) (NEW)					
All Ages, per participant	23.07				NEW (8)
Power Skating (All Ages)					
Per class fee	12.46	12.10	0.36	3%	
Swim & Skate Day Camp *					
Per hour fee	6.12	5.94	0.18	3%	
Learn to Play Hockey (NEW)					NEW (9)
Adult - 45 minute class	14.24				
Child - 45 minute class	7.12				
<u>OUTDOOR SPORT PROGRAMMING</u>					
Per session fee	8.00	8.00	0.00	0%	(10)
Sport League - per game, per team	100.00	100.00	0.00	0%	(10)

- *Notes:
- (5) As approved in 2020, continuing to transition alignment of fees between aquatics & arenas (@ 1% per year)
 - (6) As approved in 2020, continuing to transition Senior/Youth fee to separate age based fees per policy; no increase until aligned with Pool fees
 - (7) Added to Fees & Charges for completeness as previously not listed
 - (8) New semi-private lesson option, fees aligned with Aquatics pricing
 - (9) Establishing a fee for a new program that was implemented on a experimental basis and is now being formalized
 - (10) Outdoor Sport Programming has not been implemented due to COVID restrictions. No fee changes until after program implementation.

VANCOUVER BOARD OF PARKS AND RECREATION - RECOMMENDED FEES AND CHARGES 2023
Pool, Arena, Outdoor Sport, Fitness & Racquet Court Recreation Rentals Appendix A

Effective Date	FEE RECOMMENDATION (Excluding Taxes)				*
	Recommended Apr 1, 2023	Approved Apr 1, 2022	\$ Change	% Change	
Applicable Tax Rate (Reference Only)	5.0%	5.0%			
<u>INDOOR POOLS - GENERAL RENTAL (Hourly fees)</u>					
50M Pools					
Lane	51.61	50.11	1.50	3%	
Section fees	136.09	132.13	3.96	3%	
50m Tank	406.99	395.14	11.85	3%	
Diving Tanks	136.09	132.13	3.96	3%	
Lecture/Party Room	30.78	29.88	0.90	3%	
Kensington					
Full Tank	115.79	112.42	3.37	3%	
Shared Use (1/2 Tank)	64.19	62.32	1.87	3%	
All Other Pools					
25m Tank (staff extra)	154.58	150.08	4.50	3%	
Lane	26.09	25.33	0.76	3%	
Tot Tank (previously Teach Tank)					
Templeton, VAC, Britannia (staff extra)	29.94	29.07	0.87	3%	
School Rentals					
Templeton and Lord Byng (staff extra)	80.09	77.76	2.33	3%	
<u>INDOOR POOLS - BLOCK RENTALS</u>					
50M Pools					
1/2 day	1,935.23	1,878.86	56.37	3%	
Full day	3,870.46	3,757.72	112.74	3%	
All Other Pools					
1/2 day	829.38	805.22	24.16	3%	
Full day	1,658.76	1,610.44	48.32	3%	
<u>INDOOR POOLS - CLUB RENTALS (Hourly fees)</u>					
<i>(Club rentals apply to Vancouver-based Clubs registered with Swim BC)</i>					
Prime Time 50M/8 Lanes					
Pool	167.89	163.00	4.89	3%	
Lane	21.38	20.76	0.62	3%	
Non-Prime Time 50M/8 Lanes					
Pool	40.80	39.61	1.19	3%	
Lane	5.36	5.20	0.16	3%	
Prime Time 25M/8 Lanes VAC					
Pool (21M/25M section)	85.84	83.34	2.50	3%	
Lane	11.00	10.68	0.32	3%	
Non-Prime Time 25M/8 Lanes VAC					
Pool	25.69	24.94	0.75	3%	
Prime Time 25M/6 Lanes					
Pool	53.77	52.20	1.57	3%	
Lane	9.03	8.77	0.26	3%	
Non-Prime Time 25M/6 Lanes					
Pool	26.66	25.88	0.78	3%	
Lane (shared use)	7.56	7.34	0.22	3%	
Diving Tank					
Dive Tank Prime Time/Hour	42.38	41.15	1.23	3%	
Dive Tank Non-Prime Time/Hour	21.06	20.45	0.61	3%	

Pool Discounts:

Block Rentals-discount over hourly fees: 4hrs 20%; 8hrs 25%; 12hrs 30%

(1)

*Notes:

(1) Phasing out Block discounts beginning in 2024

VANCOUVER BOARD OF PARKS AND RECREATION - RECOMMENDED FEES AND CHARGES 2023
Pool, Arena, Outdoor Sport, Fitness & Racquet Court Recreation Rentals Appendix A

Effective Date	FEE RECOMMENDATION (Excluding Taxes)				*
	Recommended Apr 1, 2023	Approved Apr 1, 2022	\$ Change	% Change	
Applicable Tax Rate (Reference Only)	5.0%	5.0%			
<u>OUTDOOR POOLS - GENERAL RENTAL (Hourly fees)</u>					
Kitsilano Pool					
Pool	1,063.97	1,032.98	30.99	3%	
Lane 137.5 m	142.14	138.00	4.14	3%	
Second Beach					
Pool	667.33	647.89	19.44	3%	
Lane 50m	49.87	48.42	1.45	3%	
New Brighton					
Pool	399.19	387.56	11.63	3%	
Lane 25 m	25.60	24.85	0.75	3%	
Maple Grove					
Pool	399.19	387.56	11.63	3%	
<u>OUTDOOR POOLS - SWIM CLUBS (Hourly fees)</u>					
<i>(Club rentals apply to Vancouver-based clubs registered with Swim BC)</i>					
Kitsilano Pool					
Pool	155.86	151.32	4.54	3%	
Second Beach					
Lane	19.97	19.39	0.58	3%	
New Brighton					
Lane	10.26	9.96	0.30	3%	
Pool Discounts:					
Block Rentals-discount over hourly fees: 4hrs 20%; 8hrs 25%; 12hrs 30%					(1)
<u>ICE RENTALS (ALL ARENAS EXCEPT WEST END) - Hourly fee</u>					
Adult Rental (Simplified naming structure)					
Prime (Mon-Fri 5pm-11pm, Sat/Sun Open-6pm)	338.20	328.35	9.85	3%	
Semi-Prime discounted fee (Sat/Sun 6pm-10pm)	279.44	271.30	8.14	3%	(2)
Non-Prime (Mon-Fri 11pm-Close, Sat/Sun 10pm-Close)	179.82	174.58	5.24	3%	
Non-Prime Daytime discounted fee (Mon-Fri Open-5pm)	132.29	128.44	3.85	3%	(2)
Minor Sports - Entitlement Ice					
Monday - Friday 5:30 pm - Midnight	112.92	109.63	3.29	3%	
Saturday - Sunday 7:30 am - Midnight	112.92	109.63	3.29	3%	
All other times	56.46	54.82	1.64	3%	
Minor Sports - Above Entitlement Ice					
Monday - Friday 3:00 pm - 5:30 pm	87.57	85.02	2.55	3%	
Monday - Friday 5:30 pm - Midnight	176.38	171.24	5.14	3%	
Saturday - Sunday 7:30 am - Midnight	176.38	171.24	5.14	3%	
All other times	56.46	54.82	1.64	3%	
Non Profit fee					
Monday - Friday 3:00 pm - 5:30 pm	87.57	85.02	2.55	3%	
Monday - Friday 5:30 pm - Midnight	176.38	171.24	5.14	3%	
Saturday - Sunday 7:30 am - Midnight	176.38	171.24	5.14	3%	
All other times	56.46	54.82	1.64	3%	
School Rentals (Preschools, K - 12)					
School Days (daytime only)	81.03	78.67	2.36	3%	
Hockey Schools					
Monday - Friday 5:30 pm - 11:00 pm	279.50	271.36	8.14	3%	
Saturday - Sunday 7:30 am - 11:00 pm	279.50	271.36	8.14	3%	
All other times	181.56	176.27	5.29	3%	

*Notes:

- (1) Phasing out Block discounts beginning in 2024
- (2) Phasing out Semi-Prime & Daytime discount fees in 2024

VANCOUVER BOARD OF PARKS AND RECREATION - RECOMMENDED FEES AND CHARGES 2023
Pool, Arena, Outdoor Sport, Fitness & Racquet Court Recreation Rentals Appendix A

Effective Date	FEE RECOMMENDATION (Excluding Taxes)			
	Recommended Apr 1, 2023	Approved Apr 1, 2022	\$ Change	% Change *
Applicable Tax Rate (Reference Only)	5.0%	5.0%		
<u>ICE RENTALS - WEST END - Hourly fee</u>				
Adult Rentals				
Monday - Friday 5:00 am - 8:00 am	104.84	101.79	3.05	3%
Monday - Friday 8:00 am - 5:00 pm	104.84	101.79	3.05	3%
Monday - Friday 5:00 pm - 11:00 pm	210.90	204.76	6.14	3%
Monday - Friday 11:00 pm - 5:00 am	137.14	133.15	3.99	3%
Saturday - Sunday 7:00 am - 11:00 pm	210.90	204.76	6.14	3%
Saturday - Sunday 11:00 pm - 7:00 am	137.14	133.15	3.99	3%
Minor Sports - Entitlement Ice				
Monday - Friday 5:30 pm - 11:00 pm	74.85	72.67	2.18	3%
Saturday 7:30 am - 11:00 pm	74.85	72.67	2.18	3%
Sunday 7:30 am - 11:00 pm	74.85	72.67	2.18	3%
All other times	37.43	36.34	1.09	3%
Minor Sports - Above Entitlement Ice				
Monday - Friday 5:30 pm - 11:00 pm	105.47	102.40	3.07	3%
Saturday 7:30 am - 11:00 pm	105.47	102.40	3.07	3%
Sunday 7:30 am - 11:00 pm	105.47	102.40	3.07	3%
All other times	37.43	36.34	1.09	3%
Non Profit fee				
Monday - Friday 5:00 am - 8:00 am	54.25	52.67	1.58	3%
Monday - Friday 5:30 pm - 11:00 pm	105.47	102.40	3.07	3%
Saturday 7:30 am - 11:00 pm	105.47	102.40	3.07	3%
Sunday 7:30 am - 11:00 pm	105.47	102.40	3.07	3%
All other times	37.43	36.34	1.09	3%
Hockey Schools				
Monday - Friday 5:30 pm - 11:00 pm	167.69	162.81	4.88	3%
Saturday - Sunday 7:30 am - 11:00 pm	167.69	162.81	4.88	3%
All other times	127.09	123.39	3.70	3%
Schools (Preschools, K - 12) Weekdays - daytime	70.39	68.34	2.05	3%
<u>ICE RENTALS - LAST MINUTE BOOKING - Hourly fee</u>	99.00			NEW (3)
<u>ARENAS - DRY FLOOR - Hourly fee (unless specified)</u>				
Adult Sports Groups	104.91	101.85	3.06	3%
Minor Sports Groups	36.35	35.29	1.06	3%
Adult Non Profit	104.91	101.85	3.06	3% (4)
Minor Non Profit	49.16	47.73	1.43	3% (4)
Non Profit Non Sport Use				
Hourly fee (excludes staff & set up/take down) (NEW)	138.67			NEW (6)
Daily fee (excludes staff & set-up/take down)	666.69	647.27	19.42	3%
Commercial Groups				
Hourly fee (excludes staff & set up/take down)	292.78	284.25	8.53	3%
Daily fee (excludes staff & set up/take down)	1,409.76	1,368.70	41.06	3%

*Notes:

- (3) New option for last minute booking
- (4) Fee name change - previously Lacrosse Junior B/Senior B
- (5) Fee name change - previously Non Profit Societies
- (6) New option for shorter term rentals, set at 20.8% of daily fee, to align with existing commercial fees

VANCOUVER BOARD OF PARKS AND RECREATION - RECOMMENDED FEES AND CHARGES 2023
Pool, Arena, Outdoor Sport, Fitness & Racquet Court Recreation Rentals Appendix A

Effective Date	FEE RECOMMENDATION (Excluding Taxes)				*
	Recommended Apr 1, 2023	Approved Apr 1, 2022	\$ Change	% Change	
Applicable Tax Rate (Reference Only)	5.0%	5.0%			
<u>KERRISDALE PLAY PALACE BIRTHDAY PARTIES</u>					
Fee is for a 2 hour party and includes 20 admissions					
Upper Concourse North					
Monday - Thursday 2:00pm - 4:00pm	96.27	93.47	2.80	3%	
Friday 2:00pm - 3:30pm	70.50	68.45	2.05	3%	
Weekend fees					
Upper Concourse North/Centre/South	113.45	110.15	3.30	3%	
Skate Shop	107.47	104.34	3.13	3%	
Private Room	131.35	127.52	3.83	3%	
Entire Facility					
Monday - Thursday 5:00pm - 7:00pm	357.08	346.68	10.40	3%	
Friday - Saturday 4:30pm - 6:30pm	395.18	383.67	11.51	3%	
Friday - Saturday 7:00pm - 9:00pm	357.08	346.68	10.40	3%	
Sunday 4:30pm - 6:30pm	395.18	383.67	11.51	3%	
<u>ARENA ROOM RENTALS - Hourly fee (NEW)</u>					
Hourly fee (currently only available at Sunset arena)	20.00				NEW (7)
<u>OUTDOOR SPORTS FACILITIES (fees are per hour unless otherwise noted)</u>					
Sport Field - Artificial Turf ("AA")					
Adult Non-Profit	59.65	57.91	1.74	3%	
Minor Non-Profit	30.55	29.66	0.89	3%	
For Profit	65.29	63.39	1.90	3%	
Fee for late submissions (NEW)					
Adult Non-Profit	74.56				NEW (8)
Minor Non-Profit	38.19				
For Profit	81.61				
Sport Field - Premium Grade Natural Turf ("A")					
Adult Non-Profit	18.33	17.80	0.53	3%	
Minor Non-Profit	2.36	2.29	0.07	3%	
For Profit	21.59	20.96	0.63	3%	
Fee for late submissions (NEW)					
Adult Non-Profit	22.91				NEW (8)
Minor Non-Profit	2.95				
For Profit	26.99				
Sport Field - Natural Turf ("B")					
Adult Non-Profit	12.83	12.46	0.37	3%	
Minor Non-Profit	2.36	2.29	0.07	3%	
For Profit	17.41	16.90	0.51	3%	
Fee for late submissions (NEW)					
Adult Non-Profit	16.04				NEW (8)
Minor Non-Profit	2.95				
For Profit	21.76				
Sport Field - Natural Turf, ("Non Regulation")					
Adult Non-Profit	6.67	6.48	0.19	3%	
Minor Non-Profit	2.36	2.29	0.07	3%	
For Profit	10.51	10.20	0.31	3%	
Fee for late submissions (NEW)					
Adult Non-Profit	8.34				NEW (8)
Minor Non-Profit	2.95				
For Profit	13.14				

*Notes:

(7) New option for arena room rental

(8) Returning groups that submit late booking confirmations cause facility booking bottlenecks of up to 4 weeks, resulting in delays for other groups, particularly for new requests. By introducing a higher fee for late submissions, it is hoped that the number of on-time submissions will increase and facility booking delays will be reduced

VANCOUVER BOARD OF PARKS AND RECREATION - RECOMMENDED FEES AND CHARGES 2023
Pool, Arena, Outdoor Sport, Fitness & Racquet Court Recreation Rentals Appendix A

Effective Date	FEE RECOMMENDATION (Excluding Taxes)				*
	Recommended Apr 1, 2023	Approved Apr 1, 2022	\$ Change	% Change	
Applicable Tax Rate (Reference Only)	5.0%	5.0%			
Diamond					
Adult Non-Profit	12.83	12.46	0.37	3%	
Minor Non-Profit	2.36	2.29	0.07	3%	
For Profit	17.41	16.90	0.51	3%	
Fee for late submissions (NEW)					NEW (8)
Adult Non-Profit	16.04				
Minor Non-Profit	2.95				
For Profit	21.76				
Gravel All Weather Fields					
Adult Non-Profit	10.17	9.87	0.30	3%	
Adult Non-Profit with Lighting	12.83	12.46	0.37	3%	
Minor Non-Profit	2.36	2.29	0.07	3%	
Minor Non-Profit with Lighting	6.67	6.48	0.19	3%	
For Profit	14.31	13.89	0.42	3%	
For Profit with Lighting	16.90	16.41	0.49	3%	
Fee for late submissions (NEW)					NEW (8)
Adult Non-Profit	12.71				
Adult Non-Profit with Lighting	16.04				
Minor Non-Profit	2.95				
Minor Non-Profit with Lighting	8.34				
For Profit	17.89				
For Profit with Lighting	21.13				
Volleyball Court - Sand - Court					
Adult Non-Profit	4.23	4.11	0.12	3%	
Minor Non-Profit	2.32	2.25	0.07	3%	
For Profit	6.75	6.55	0.20	3%	
Fee for late submissions (NEW)					NEW (8)
Adult Non-Profit	5.29				
Minor Non-Profit	2.90				
For Profit	8.44				
Tennis Court (Clubs & Tournaments)					
Adult Non-Profit	4.23	4.11	0.12	3%	
Minor Non-Profit	2.32	2.25	0.07	3%	
For Profit	6.75	6.55	0.20	3%	
Fee for late submissions (NEW)					NEW (8)
Adult Non-Profit	5.29				
Minor Non-Profit	2.90				
For Profit	8.44				
Tennis Court - Pay Tennis in Stanley Park (per half hour)					
May to September	8.06	7.83	0.23	3%	
Out-of-Season Special Bookings (min. booking)	274.40	266.41	7.99	3%	
Tennis Racquet Rental	3.53	3.43	0.10	3%	
Outdoor Sport Court (i.e. Basketball, Ball Hockey)					
Adult Non-Profit	19.13	18.57	0.56	3%	
Minor Non-Profit	2.32	2.25	0.07	3%	
For Profit	19.69	19.12	0.57	3%	

*Notes:

- (8) Returning groups that submit late booking confirmations cause facility booking bottlenecks of up to 4 weeks, resulting in delays for other groups, particularly for new requests. By introducing a higher fee for late submissions, it is hoped that the number of on-time submissions will increase and facility booking delays will be reduced

VANCOUVER BOARD OF PARKS AND RECREATION - RECOMMENDED FEES AND CHARGES 2023
Pool, Arena, Outdoor Sport, Fitness & Racquet Court Recreation Rentals Appendix A

Effective Date	FEE RECOMMENDATION (Excluding Taxes)				*
	Recommended Apr 1, 2023	Approved Apr 1, 2022	\$ Change	% Change	
Applicable Tax Rate (Reference Only)	5.0%	5.0%			
Bleacher Rentals (per event, with additional fees for set up, if required)					
1 Bleacher	1,905.50	1,850.00	55.50	3%	
2 Bleachers	3,605.00	3,500.00	105.00	3%	
Inclement weather discounts for facility rentals: Fall/Winter discount is 25%, Spring/Summer discount is 15%					(9)
<u>FITNESS RENTALS</u>					
Full Studio Rentals: Fitness Centres & Cycle Studios					
Tier 1	270.38	262.50	7.88	3%	
Tier 2	216.30	210.00	6.30	3%	
Tier 3	189.26	183.75	5.51	3%	
<u>RACQUET COURT RENTALS</u>					
Tier 1 (Racquet Courts Only)					
Hastings Community Centre					
Adult					
Prime Time	12.62	12.25	0.37	3%	
Non-Prime Time	8.42	8.17	0.25	3%	
Youth & Senior Discounts:	30% off	30% off		0%	
Single (per person, no reservations)					
Adult	6.31	6.13	0.18	3%	
Youth	4.42	4.29	0.13	3%	
10 Visit Racquet Court Pass (Group 1)					
Prime Time	113.58	110.25	3.33	3%	
Non-Prime Time	75.78	73.53	2.25	3%	
Tier 2 (Includes Fitness Centre)					
Champlain, Dunbar, Marpole-Oakridge, West End					
Adult					
Prime Time	16.32	15.84	0.48	3%	
Non-Prime Time	11.65	11.31	0.34	3%	
Youth & Senior Discounts:	30% off	30% off			
Single (per person, no reservations)					
Adult	8.16	7.92	0.24	3%	
Youth	5.71	5.55	0.16	3%	
10 Visit Racquet Court Pass (Group 2)					
Prime Time	146.88	142.56	4.32	3%	
Non-Prime Time	104.85	101.79	3.06	3%	

*Notes:

(9) Phasing out Inclement Weather discounts over 4 years, beginning in 2024

Golf - Fraserview

Effective Date	FEE RECOMMENDATION (Excluding Taxes)			
	Recommended Jan 1, 2023	Approved Jan 1, 2022	\$ Change	% Change *
Applicable Tax Rate (Reference Only)	5.0%	5.0%		
Winter (mid-Nov to mid-March)				
Adult (All days)				
Regular 18 holes	40.25	39.00	1.25	3%
Twilight	32.50	31.50	1.00	3%
Sunset	23.50	22.75	0.75	3%
Back 9 (Front 9 not available)	17.50	17.00	0.50	3%
Early Spring / Late Fall				
Adult (All days)				
Regular 18 holes	52.50	51.00	1.50	3%
Twilight	42.25	41.00	1.25	3%
Sunset	29.25	28.50	0.75	3%
Back 9 / Front 9	22.20	21.60	0.60	3%
Late Spring / Early Fall				
Adult (Monday to Thursday)				
Regular 18 holes	58.50	56.75	1.75	3%
Twilight	47.50	46.00	1.50	3%
Sunset	33.25	32.25	1.00	3%
Back 9 / Front 9	25.00	24.25	0.75	3%
Adult (Friday to Sunday, Incl. Holidays)				
Regular 18 holes	64.00	62.25	1.75	3%
Twilight	51.75	50.25	1.50	3%
Sunset	36.50	35.50	1.00	3%
Back 9 / Front 9	28.00	27.25	0.75	3%
Summer				
Adult (Monday to Thursday)				
Regular 18 holes	68.75	66.75	2.00	3%
Twilight	51.75	50.25	1.50	3%
Sunset	35.50	34.50	1.00	3%
Back 9 / Front 9	29.00	28.25	0.75	3%
Adult (Friday to Sunday, incl. Holidays)				
Regular 18 holes	75.50	73.25	2.25	3%
Twilight	57.50	55.75	1.75	3%
Sunset	39.00	37.75	1.25	3%
Back 9 / Front 9	32.75	31.75	1.00	3%
Advance Booking Fee (per player).	4.76	4.76	0.00	0% (1)
For bookings made 6 to 30 days in advance. No fee for bookings made up to 5 days in advance.				
Age-based Discounts:				
Seniors Fee (excluding Saturday, Sundays, and Holidays)	30% off	30% off		
Youth and Child Fee	50% off	50% off		

* Notes:

(1) No increase is proposed for the advance booking fee to promote more equitable access to booking tee times.

Golf - McCleery

Effective Date	FEE RECOMMENDATION (Excluding Taxes)			
	Recommended Jan 1, 2023	Approved Jan 1, 2022	\$ Change	% Change *
Applicable Tax Rate (Reference Only)	5.0%	5.0%		
Winter (mid-Nov to mid-March)				
Adult (All days)				
Regular 18 holes	37.00	36.00	1.00	3%
Twilight	30.50	29.50	1.00	3%
Sunset	21.25	20.75	0.50	2%
Back 9 (Front 9 not available)	16.50	16.00	0.50	3%
Early Spring / Late Fall				
Adult (All days)				
Regular 18 holes	46.75	45.50	1.25	3%
Twilight	37.50	36.50	1.00	3%
Sunset	26.25	25.50	0.75	3%
Back 9 / Front 9	20.00	19.50	0.50	3%
Late Spring / Early Fall				
Adult (Monday to Thursday)				
Regular 18 holes	53.00	51.50	1.50	3%
Twilight	42.75	41.50	1.25	3%
Sunset	29.75	29.00	0.75	3%
Back 9 / Front 9	22.60	21.90	0.70	3%
Adult (Friday to Sunday, Incl. Holidays)				
Regular 18 holes	58.50	56.75	1.75	3%
Twilight	47.50	46.00	1.50	3%
Sunset	33.25	32.25	1.00	3%
Back 9 / Front 9	25.00	24.25	0.75	3%
Summer				
Adult (Monday to Thursday)				
Regular 18 holes	64.00	62.25	1.75	3%
Twilight	48.50	47.00	1.50	3%
Sunset	33.25	32.25	1.00	3%
Back 9 / Front 9	28.00	27.25	0.75	3%
Adult (Friday to Sunday, incl. Holidays)				
Regular 18 holes	70.75	68.75	2.00	3%
Twilight	54.00	52.50	1.50	3%
Sunset	36.50	35.50	1.00	3%
Back 9 / Front 9	30.25	29.25	1.00	3%
Advance Booking Fee (per player).	4.76	4.76	0.00	0% (1)
For bookings made 6 to 30 days in advance. No fee for bookings made up to 5 days in advance.				
Age-based Discounts:				
Seniors Fee (excluding Saturday, Sundays, and Holidays)	30% off	30% off		
Youth and Child Fee	50% off	50% off		

* Notes:

(1) No increase is proposed for the advance booking fee to promote more equitable access to booking tee times.

Golf - Langara

Effective Date	FEE RECOMMENDATION (Excluding Taxes)			
	Recommended Jan 1, 2023	Approved Jan 1, 2022	\$ Change	% Change *
Applicable Tax Rate (Reference Only)	5.0%	5.0%		
Winter (mid-Nov to mid-March)				
Adult (All days)				
Regular 18 holes	31.25	30.25	1.00	3%
Twilight	25.75	25.00	0.75	3%
Sunset	17.50	17.00	0.50	3%
Back 9 (Front 9 not available)	14.00	13.60	0.40	3%
Early Spring / Late Fall				
Adult (All days)				
Regular 18 holes	42.00	40.75	1.25	3%
Twilight	34.00	33.00	1.00	3%
Sunset	23.50	22.75	0.75	3%
Back 9 / Front 9	18.75	18.25	0.50	3%
Late Spring / Early Fall				
Adult (Monday to Thursday)				
Regular 18 holes	48.50	47.00	1.50	3%
Twilight	39.50	38.25	1.25	3%
Sunset	27.50	26.75	0.75	3%
Back 9 / Front 9	21.50	20.90	0.60	3%
Adult (Friday to Sunday, Incl. Holidays)				
Regular 18 holes	54.00	52.50	1.50	3%
Twilight	43.75	42.50	1.25	3%
Sunset	31.00	30.00	1.00	3%
Back 9 / Front 9	23.75	23.00	0.75	3%
Summer				
Adult (Monday to Thursday)				
Regular 18 holes	59.75	58.00	1.75	3%
Twilight	44.75	43.50	1.25	3%
Sunset	29.75	29.00	0.75	3%
Back 9 / Front 9	26.00	25.25	0.75	3%
Adult (Friday to Sunday, incl. Holidays)				
Regular 18 holes	66.50	64.50	2.00	3%
Twilight	50.50	49.00	1.50	3%
Sunset	34.25	33.25	1.00	3%
Back 9 / Front 9	28.00	27.25	0.75	3%
Advance Booking Fee (per player)	4.76	4.76	0.00	0% (1)
For bookings made 6 to 30 days in advance. No fee for bookings made up to 5 days in advance.				
Age-based Discounts:				
Seniors Fee (excluding Saturday, Sundays, and Holidays)	30% off	30% off		
Youth and Child Fee	50% off	50% off		

* Notes:

(1) No increase is proposed for the advance booking fee to promote more equitable access to booking tee times.

Golf - Pitch & Putt

Effective Date	FEE RECOMMENDATION (Excluding Taxes)				*
	Recommended Jan 1, 2023	Approved Jan 1, 2022	\$ Change	% Change	
Applicable Tax Rate (Reference Only)	5.0%	5.0%			
STANLEY PARK, RUPERT AND QUEEN ELIZABETH					
During the winter, pitch and putt play is offered at no charge. Fees below apply to non-winter play.					
Regular 18 Holes **	14.85	14.40	0.45	3%	
20 Round Punch Card **	222.75	216.00	6.75	3%	
Provides a 25% discount off regular admission					
Monthly Pass **	94.75	86.15	8.60	10%	(1)
For 2023 price is equivalent to paying for 6.4 regular visits					
Rentals					
Club/Caddy Rentals & Ball Purchases	2.15	2.10	0.05	2%	
Locker Rentals - Seasonal **	46.85	45.50	1.35	3%	

**** Age-based Discounts:**

Seniors & Youth receive a 30% discount on regular admissions, 20 Round Punch Cards, Monthly Passes & Seasonal Locker Rentals. All fees are rounded to nearest \$0.05

*** Notes:**

- (1) As approved in 2021, monthly pass fee to increase by 10% annually to gradually align fee to provide a similar discount as offered on a 1 Monthly Recreation Flexipass (currently equivalent to paying for 7.7 regular visits).

Bloedel Conservatory

Effective Date	FEE RECOMMENDATION (Excluding Taxes)			
	Recommended Jan 1, 2023	Approved Jan 1, 2022	\$ Change	% Change
Applicable Tax Rate (Reference Only)	5.0%	5.0%		
General Admission				
Adult *	7.40	7.20	0.20	3%
*Age-based Admission Discounts				
Senior/Youth (rounded to nearest \$0.05)	30% off	30% off		
Child (rounded to nearest \$0.05)	50% off	50% off		
Preschool	FREE	FREE		
Other Admission Discounts				
Association Member	FREE	FREE		
Group Fees (+10 people)	10% off	10% off		

Bloedel Rentals

FEE RECOMMENDATION (Excluding Taxes)

Effective Date	Recommended	Actual	\$ Change	% Change
	Jan 1, 2023	Jan 1, 2022		
Applicable Tax Rate (Reference Only)	5.0%	5.0%		
RENTAL PRICING (excludes staff cost)				
Wedding / Engagement / Family Photography				
Morning (8am - 10am)	910.00	884.00	26.00	3% (1)
Rent based on maximum capacity of 50				
Evening (4pm - 6pm / 5pm - 7pm / 6pm - 8pm)	910.00	884.00	26.00	3% (1)
Rent based on maximum capacity of 50				
Extended Evening (per hour)	260.00	250.00	10.00	4%
Reception				
Morning (8am - 10am)	1,160.00	1,124.00	36.00	3% (1)
Rent based on maximum capacity of 50				
Evening (4pm - 6pm / 5pm - 7pm / 6pm - 8pm)	1,900.00	1,844.00	56.00	3% (1)
Rent based on maximum capacity of 150				
Extended Evening (per hour)	260.00	250.00	10.00	4%
Evening Commercial Special Events				
Concerts, Live Streaming, Public Events				
Evening (5pm - 11pm)	3,230.00	3,134.00	96.00	3% (1)
Rent based on maximum capacity of 150				
Charitable/Non-Profit Groups - 15% discount				
Commercial Photography (plus damage deposit)				
Morning or Evening - no equipment	920.00	894.00	26.00	3% (2)
Rent based on attendance of 20				
Morning or Evening - with equipment	1,240.00	1,204.00	36.00	3% (2)
Rent based on attendance of 20				
Extended Evening (per hour)	260.00	250.00	10.00	4%
Buyouts	5,150.00	5,000.00	150.00	3%
Film Production (plus damage deposit)				
Full Day	10,300.00	10,000.00	300.00	3%
Buyout Exterior	5,150.00	5,000.00	150.00	3%
Exterior - not effecting regular operating hours	2,575.00	2,500.00	75.00	3%
OTHER FEES				
Additional Equipment				
Sound System	26.00	25.00	1.00	4%
Signing Table with White Folding Chair	26.00	25.00	1.00	4%
Additional Rehearsal				
Additional Rehearsal (per hour)	260.00	250.00	10.00	4%

*Notes:

- (1) The per person admission fee for rentals is proposed to be eliminated in 2023, in alignment with industry standard. In lieu of the per person admission fee, the rental fee has been increased to allow for attendance at maximum capacity.
- (2) The per person admission fee for rentals is proposed to be eliminated in 2023, in alignment with industry standard. In lieu of the per person admission fee, the rental fee is increased to allow for the highest expected attendance.

QE Celebration Pavilion

Effective Date	FEE RECOMMENDATION (Excluding Taxes)			
	Recommended Jan 1, 2023	Actual Jan 1, 2022	\$ Change	% Change *
Applicable Tax Rate (Reference Only)	5.0%	5.0%		
RENTAL PRICING				
High Season (May to September)				
Public and Commercial				
Weekday (per 3 hour booking)	2,355.00	2,285.00	70.00	3%
Weekend (per 2 hour booking)	2,130.00	2,070.00	60.00	3%
Reception (7pm-Midnight)	3,390.00	3,290.00	100.00	3%
Weekday Buyout (8am-midnight)	6,870.00	6,670.00	200.00	3%
Weekend Buyout (8am-midnight)	8,635.00	8,385.00	250.00	3%
Low Season (October to April)				
Public and Commercial				
Weekday (8am-5pm)	2,790.00	2,710.00	80.00	3%
Weekday (5pm-midnight)	2,430.00	2,360.00	70.00	3%
Weekday (8am-midnight)	4,960.00	4,815.00	145.00	3%
Weekend (per 4 hour booking)	2,290.00	2,225.00	65.00	3%
Weekend Reception (7pm-midnight)	3,390.00	3,290.00	100.00	3%
Film Production (plus damage deposit)	5,150.00	5,000.00	150.00	3%
OTHER FEES				
Rehearsal				
Additional charge if scheduled outside of operating hours	260.00	150.00	110.00	73% (1)
Non-Profit Discount - only for weekday bookings				
Charitable/Non-Profit Groups - 15% discount				

*Notes:

(1) Fee increased to align rehearsal fees at Celebration Pavilion and Bloedel.

Stanley Park Train

Effective Date	FEE RECOMMENDATION (Excluding Taxes)			
	Recommended Jan 1, 2023	Approved Jan 1, 2022	\$ Change	% Change
Applicable Tax Rate (Reference Only)	5.0%	5.0%		
<u>STANDARD ADMISSION PRICING</u>				
Adult *	7.75	7.50	0.25	3%
*Age-based Admission Discounts				
Senior/Youth (rounded to nearest \$0.25)	30% off	30% off		
Child (rounded to nearest \$0.25)	50% off	50% off		
Preschool	FREE	FREE		
Other Admission Discounts				
Family (per person, minimum 2 people)	at child fee	at child fee		
Group Fee (10 or more)	20% off	20% off		

VanDusen Admission

Effective Date	FEE RECOMMENDATION (Excluding Taxes)			
	Recommended Jan 1, 2023	Approved Jan 1, 2022	\$ Change	% Change
Applicable Tax Rate (Reference Only)	5.0%	5.0%		
General Admissions				
Fall/Winter (Nov 1 - Mar 31)				
Adult *	8.90	8.60	0.30	3% (1)
Spring/Summer (Apr 1 - Oct 31)				
Adult *	12.30	11.90	0.40	3% (1)
*Age-based Admission Discounts				
Senior/Youth (rounded to nearest \$0.05)	30% off	30% off		
Child (rounded to nearest \$0.05)	50% off	50% off		
Preschool	FREE	FREE		
Other Admission Discounts				
Group Fees (+10 people)	10% off	10% off		
Special Purpose Admission				
Wedding Photographs				
Up to 4 People	99.00	96.00	3.00	3%
5-8 People	191.00	185.00	6.00	3%
9-15 People	269.00	261.00	8.00	3%

*Notes:

- (1) The Spring/Summer season is proposed to be extended one month to Oct. 31st, due to the consistently warmer weather. This also shortens the Fall/Winter season.

VanDusen Rentals

Effective Date	FEE RECOMMENDATION (Excluding Taxes)			
	Recommended Jan 1, 2023	Approved Jan 1, 2022	\$ Change	% Change *
Applicable Tax Rate (Reference Only)	5.0%	5.0%		
FLORAL HALL PAVILLION				
Floral Hall				
Day (8am - 4 pm)	900.00	855.00	45.00	5% (1)
Evening (5 pm - midnight)	1,135.00	1,080.00	55.00	5%
Both	1,830.00	1,740.00	90.00	5%
Charitable/Non-Profit Groups Discount (rounded to nearest \$5)	30.0%	32.0%		(2)
Horticultural Groups Discount (rounded to nearest \$5)	70.0%	70.0%		
Cedar Room				
Day (8am - 4 pm)	295.00	285.00	10.00	4%
Evening (5 pm - midnight)	525.00	510.00	15.00	3%
Both	740.00	715.00	25.00	3%
Charitable/Non-Profit Groups Discount (rounded to nearest \$5)	30.0%	32.0%		(2)
Horticultural Groups Discount (rounded to nearest \$5)	70.0%	70.0%		
Film Production (plus damage deposit)	4,405.00	4,275.00	130.00	3%
VISITOR CENTRE				
Peggy Gunn Woodland Hall A or B				
Day	500.00	485.00	15.00	3%
Evening	730.00	710.00	20.00	3%
Day + Evening	1,105.00	1,075.00	30.00	3%
Charitable/Non-Profit Groups Discount (rounded to nearest \$5)	30.0%	32.0%		(2)
Peggy Gunn Woodland Hall A & B				
Day (8am - 4pm)	1,000.00	970.00	30.00	3%
Evening (5pm - midnight)	1,230.00	1,195.00	35.00	3%
Day + Evening (8am - midnight)	2,005.00	1,950.00	55.00	3%
Charitable/Non-Profit Groups Discount (rounded to nearest \$5)	30.0%	32.0%		(2)
BMO Great Hall				
Day (8am - 4pm)	1,000.00	970.00	30.00	3%
Evening (5pm - midnight)	1,230.00	1,195.00	35.00	3%
Day + Evening (8am - midnight)	2,005.00	1,950.00	55.00	3%
Charitable/Non-Profit Groups Discount (rounded to nearest \$5)	30.0%	32.0%		(2)
BMO Great Hall and Peggy Gunn Woodland Hall A & B				
Day (8am - 4pm)	2,000.00	1,940.00	60.00	3%
Evening (5pm - midnight)	2,230.00	2,165.00	65.00	3%
Day + Evening (8am - midnight)	3,805.00	3,695.00	110.00	3%
Charitable/Non-Profit Groups Discount (rounded to nearest \$5)	30.0%	32.0%		(2)
BMO Great Hall and Peggy Gunn Woodland A or B				
Day (8am - 4pm)	1,500.00	1,455.00	45.00	3%
Evening (5pm - midnight)	1,730.00	1,680.00	50.00	3%
Day + Evening (8am - midnight)	2,905.00	2,820.00	85.00	3%
Charitable/Non-Profit Groups Discount (rounded to nearest \$5)	30.0%	32.0%		(2)
Atrium and Arrival Hall				
Evening	820.00	795.00	25.00	3%
Charitable/Non-Profit Groups Discount (rounded to nearest \$5)	30.0%	32.0%		(2)
Full Plaza (in conjunction with Great Hall, Woodland Hall A & B, Atrium and Arrival Hall)				
Evening	1,065.00	1,035.00	30.00	3%
Charitable/Non-Profit Groups Discount (rounded to nearest \$5)	30.0%	32.0%		(2)

*Notes:

- (1) Fee set to more closely align to the BMO Great Hall fee, as the two facilities are comparable
(2) Final year of a three year transition of the non-profit discount to 30%, in keeping with industry practice

VanDusen Rentals

Effective Date	FEE RECOMMENDATION (Excluding Taxes)			
	Recommended Jan 1, 2023	Approved Jan 1, 2022	\$ Change	% Change *
Applicable Tax Rate (Reference Only)	5.0%	5.0%		
Discovery Hall (in conjunction with booking Great Hall and Woodland Hall A & B)				
No fixtures	185.00	180.00	5.00	3%
With fixtures	negotiable	negotiable		
Visitor Centre Classroom				
Day	510.00	495.00	15.00	3%
Evening	510.00	495.00	15.00	3%
Day & Evening	830.00	805.00	25.00	3%
Charitable/Non-Profit Groups Discount (rounded to nearest \$5)	30.0%	32.0%		(2)
SHAUGHNESSY PAVILLION				
Magnolia Room (8am-5pm only)	345.00	335.00	10.00	3%
Charitable/Non-Profit Groups Discount (rounded to nearest \$5)	30.0%	32.0%		(2)
LAWNS				
Weddings				
Great Lawn Wedding Ceremony	2,155.00	2,090.00	65.00	3%
Heron Lake Wedding Ceremony	2,155.00	2,090.00	65.00	3%
Meadow Pond Wedding Ceremony	755.00	735.00	20.00	3%
Great Lawn Wedding Ceremony & Reception	4,195.00	4,075.00	120.00	3%
Special Events				
Great Lawn Special Events	2,810.00	2,730.00	80.00	3%
Charitable/Non-Profit Groups Discount (rounded to nearest \$5)	30.0%	32.0%		(2)
Consumer Garden Shows				
Great Lawn	2,890.00	2,805.00	85.00	3%
Move In/Move Out	1,445.00	1,405.00	40.00	3%
Great Lawn & Fairway	5,860.00	5,690.00	170.00	3%
Move In/Move Out	2,930.00	2,845.00	85.00	3%

*Notes:

(2) Final year of a three year transition of the non-profit discount to 30%, in keeping with industry practice

Burrard Marina

Effective Date	FEE RECOMMENDATION (Excluding Taxes)			
	Recommended Apr 1, 2023	Approved Apr 1, 2022	\$ Change	% Change
Applicable Tax Rate (Reference Only)	5.0%	5.0%		
Moorage Fees (per ft/mth):				
Slip Moorage (21' and under)	12.90	12.54	0.36	3% (1)
Slip Moorage (22' and over)	14.76	14.32	0.44	3% (1)
Transient Moorage - 30% premium above moorage fees				
Sublets on slip moorage - 30% premium on above fees				
Land Storage - Motorized (per year):				
20' x 8' wide	1,432.38	1,390.25	42.13	3% (1)
30' x 10' wide	2,139.05	2,077.15	61.90	3% (1)
Sublets on land storage - 30% premium on above fees				
Land Storage - Non-Motorized (per year):				
Non-Motorized Vessel Racks (per year)	392.05	380.62	11.43	3% (1)
Storage of 2 vessels in one rack - 50% premium above single fee				
Land Storage - Paddler and Rower Groups (per year):				
60' x 20' wide (Rowing Pens)	4,003.81	3,886.91	116.90	3% (1)
60' x 30' wide (Rowing Pens)	5,684.76	5,518.73	166.03	3% (1)
Sublets on land storage - 30% premium on above fees				
Application Fee:				
Waitlist Administration Fee	52.38	47.62	4.76	10% (2)
FEE RECOMMENDATION (Including Parking Taxes)				
Applicable Tax Rate (Reference Only)	30.2%	30.2%		
Vehicle Parking inside Land Storage Area (per year): NEW				
With Moorage contract (1 vehicle included at no charge; maximum 1 additional vehicle)	120.00			NEW (3)
With Motorized or Non-Motorized Land Storage contract (per vehicle, maximum of 2 vehicles - not applicable to Paddler and Rower Groups)	120.00			
Taxes Included in Parking Fees:				
Parking Sales Tax	24.00%			
GST on Parking Sales Tax	1.20%			
GST	5.00%			
	<u>30.20%</u>			

* Notes:

- (1) Proposed moorage and land storage fees reflect the CPI assumption used in the City's 2023 budget process, per Board approved practice for setting fees at Burrard Marina.
- (2) A fee increase above CPI is proposed for the waitlist administration fee to reflect higher administration costs and that the fee has not increased over the past several years.
- (3) New fee proposed to better align with industry practice.

Special Event & Film Permits

Effective Date		FEE RECOMMENDATION (Excluding Taxes)			
		Recommended Jan 1, 2023	Approved Jan 1, 2022	\$ Change	% Change *
Applicable Tax Rate (Reference Only)		5.0%	5.0%		
Application Fee - Special Events		34.00	33.00	1.00	3%
Charity / Community / Non-Profit					
Level 1	1-50	106.00	103.00	3.00	3%
Level 2	51-200	269.00	261.00	8.00	3%
Level 3	201-500	398.00	386.00	12.00	3%
Level 4	501-1000	664.00	645.00	19.00	3%
Level 5	1001-5000	1,066.00	1,035.00	31.00	3%
Level 6	>5000	1,329.00	1,290.00	39.00	3%
Community Festivals / Concerts					
Level 1	1-50	264.00	256.00	8.00	3%
Level 2	51-300	398.00	386.00	12.00	3%
Level 3	301-1000	665.00	645.00	20.00	3%
Level 4	1001-5000	1,065.00	1,035.00	30.00	3%
Level 5	5001-10,000	1,330.00	1,290.00	40.00	3%
Level 6	>10,000	Negotiable	Negotiable	n/a	
Commercial / Private Events		Negotiable	Negotiable	n/a	
Weddings					
Level 1	1-5	105.00	102.00	3.00	3%
Level 2	6-15	210.00	204.00	6.00	3%
Level 3	16-30	368.00	357.00	11.00	3%
Level 4	>31	476.00	462.00	14.00	3%
Alcohol Permits		675.00	655.00	20.00	3%
Site Monitoring (per hr)		93.00	83.00	10.00	12% (1)
Event Setup/Takedown (per day)					
Charged at 50% of the applicable daily special event or filming fee					
Unmanned Aerial Vehicle (UAV) Fee		207.00	201.00	6.00	3%
Block Party Fee		114.00	111.00	3.00	3%
Security Deposit		Negotiable	Negotiable	n/a	
Vendors Market (per season per location)		1,368.00	1,328.00	40.00	3%

* Notes:

(1) Fee increase reflects higher cost of service provision.

Special Event & Film Permits

Effective Date	FEE RECOMMENDATION (Excluding Taxes)				*
	Recommended Jan 1, 2023	Approved Jan 1, 2022	\$ Change	% Change	
Applicable Tax Rate (Reference Only)	5.0%	5.0%			
Filming / Photography (per day per location)					
Documentary, Student	47.00	46.00	1.00	2%	
Film Lunch Tents	359.00	349.00	10.00	3%	
Setup/Takedown - Charged at 50% of applicable daily filming/photography fee					
Level 1 Neighbourhood Parks	211.00	205.00	6.00	3%	
Level 2 Neighbourhood Parks	433.00	420.00	13.00	3%	
Level 3 Neighbourhood Parks	865.00	840.00	25.00	3%	
Level 4 Neighbourhood Parks	1,296.00	1,258.00	38.00	3%	
Level 1 Destination Parks	282.00	274.00	8.00	3%	
Level 2 Destination Parks	568.00	551.00	17.00	3%	
Level 3 Destination Parks	1,141.00	1,108.00	33.00	3%	
Level 4 Destination Parks	1,714.00	1,664.00	50.00	3%	
Level 1 Photography	209.00	203.00	6.00	3%	
Level 2 Photography	409.00	397.00	12.00	3%	
Level 3 Photography	536.00	520.00	16.00	3%	
Picnics (per 3-hr session)					
Private / Resident					
Level 1 Not Sheltered	75.00	73.00	2.00	3%	
Level 2 Not Sheltered	107.00	104.00	3.00	3%	
Level 1 Sheltered	124.00	120.00	4.00	3%	
Level 2 Sheltered	199.00	193.00	6.00	3%	
Corporate / Commercial NEW					
Level 1 Not Sheltered	225.00				NEW (2)
Level 2 Not Sheltered	321.00				
Level 1 Sheltered	372.00				
Level 2 Sheltered	597.00				
Private Activity Permit (per hr)					
Level 1 Private / Commercial	52.50	51.00	1.50	3%	
Level 2 Private / Commercial	78.75	76.50	2.25	3%	
Non-Profit	16.50	16.00	0.50	3%	

* Notes:

(2) New fee improves alignment with the market for outdoor corporate venues.

Artist Permits

Effective Date	FEE RECOMMENDATION (Excluding Taxes)			
	Recommended Jan 1, 2023	Approved Jan 1, 2022	\$ Change	% Change
Applicable Tax Rate (Reference Only)	5.0%	5.0%		
Artist Permits - per month				
Artist Zone A High Season	84.00	81.50	2.50	3%
Artist Zone A Low Season	42.50	41.25	1.25	3%
Artist Zone B, D or E High Season	67.75	65.75	2.00	3%
Artist Zone B, D or E Low Season	35.25	34.25	1.00	3%
Artist Zone C High Season	54.50	53.00	1.50	3%
Artist Zone C Low Season	30.50	29.50	1.00	3%
Artist Parking Permits - per month				
High Season	25.25	24.50	0.75	3%
Low Season	23.25	22.50	0.75	3%

Comparison of 2022 Recreation Admission and Pass Fees from across the Lower Mainland

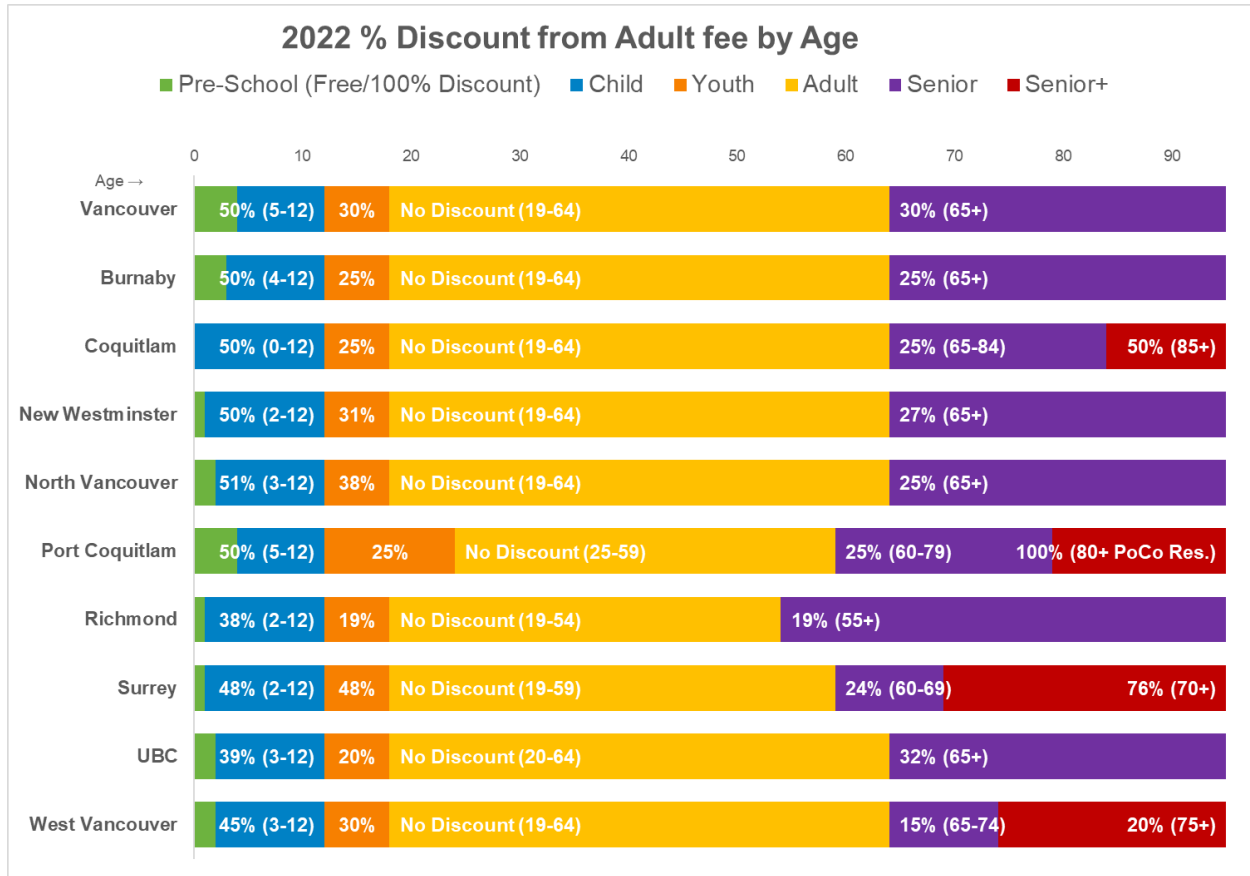
An informal survey of lower mainland Recreation Admission and Pass fees for arenas, indoor pools and fitness centres was conducted during the fall of 2022 to help ensure that the recommended 2023 recreation fee increases allow the Park Board to continue to provide excellent recreation services at a competitive price.

In analyzing the gathered fee data, it is clear that there is not a consistent approach to setting user fees across lower mainland recreation facilities: each municipality has different age based pricing, discounts, options to reduce financial barriers to participation, and allocation practices for limited facility times in high demand by user groups. All this makes fee comparisons difficult to summarize.

The fee comparison graphs that follow are based on Adult Fees. For the Park Board, Adult Fees generate the majority of recreation user fee revenues and choosing to compare fees for one age group helps provide clarity when comparing across the lower mainland regions. Despite showing only Adult fee comparisons, effects on other age groups were considered when recommending the recommended 2023 fees.

As summarized in the table directly below, most Lower Mainland jurisdictions follow an age-based discount structure based on adult user fees. The Vancouver Park Board age based discounts remain among the most generous in the lower mainland so the general comparisons made for Adult fees in the following section also apply to other age based groups.

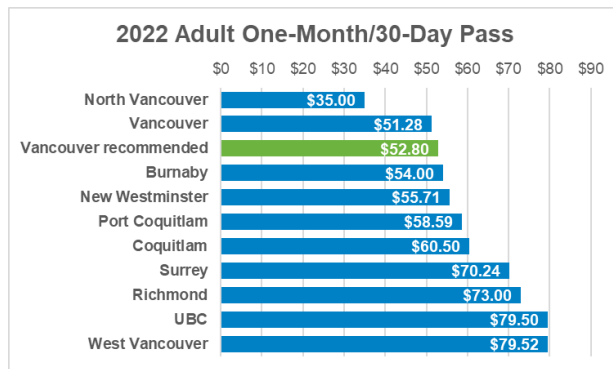

Comparison of 2022 Recreation Admission and Pass Fees from across the Lower Mainland



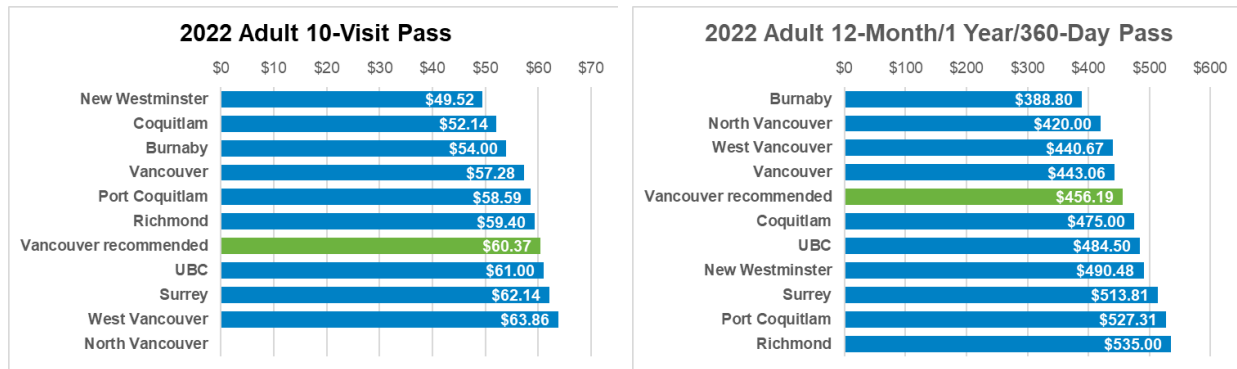
When considering affordability, it is also important to note that the Park Board's Leisure Access program provides free and reduced cost options to access recreation programs and services for residents that meet low income guidelines and that each ice rink and indoor pool provides at least four hours of low-cost public sessions each week.

Admissions & Passes

In the comparison graphs shown below, recommended 2023 Adult Fees for Vancouver are in green and 2022 fees are in blue (the fees shown exclude taxes).



Comparison of 2022 Recreation Admission and Pass Fees from across the Lower Mainland



The fees shown vary greatly, but in all cases the existing 2022 Vancouver fees remain at the lower to middle end of the range of the 2022 recreation fees being compared. It is expected that the recommended increases for 2023 will continue to keep fees at the low to middle range of fees in the lower mainland. As well, it is worth noting that Vancouver also provides excellent value for the fees noted, given the number of arenas (8), indoor pools (9), and fitness centres (25) available for use.