



November 20, 2023

TO: Park Board Chair and Commissioners
FROM: General Manager – Vancouver Board of Parks and Recreation
SUBJECT: 2024 Fees and Charges - Parks and Recreation

RECOMMENDATION

- A. THAT the Vancouver Park Board approve the 2024 Fees and Charges, as summarized in the body of this report and detailed in Appendix A.
- B. THAT the Vancouver Park Board direct staff to explore options for implementing an infrastructure fee, as recommended by the “Think Big Action Plan”, that would provide for infrastructure improvements and maintenance of revenue generating- facilities and to report back to the Board with options for implementation, including the creation of an interest-bearing- Infrastructure Reserve and a process for approving expenditure from that reserve, prior to the development of the 2025 Fees and Charges report.

REPORT SUMMARY

Park Board policy on user fees and charges includes the following summary statements:

- User fees and charges will be levied to recover all or a portion of overall operating costs.
- All fees and charges will be adjusted to accommodate changes in the marketplace and in operating and maintenance costs.

When determining approaches to setting fees, different criteria are applied depending on the type of services offered. For 2024, the baseline recommended fee increase required to provide for increasing fixed costs has been set at 6%; fee increases that vary from the general 6% baseline increase are discussed in the body of the report and the recommended fees and charges are detailed in Appendix A.

The recommended changes for the 2024 Fees and Charges are consistent with Park Board policy and reflect a careful consideration of market and customer impacts, including a focus on affordability.

The recommended user fee increases are expected to generate approximately \$5.44 million of incremental revenues, which have been included in the recommended 2024 operating budget.

In addition, through the Board approved Think Big Action Plan, the Park Board established a desire to create sustainable revenue-generating funding streams to maintain or improve the current service levels. Data shows that there is a significant backlog of deferred maintenance. Staff are seeking the Board’s approval to develop an Infrastructure Fee Framework and pursue the creation of an associated interest-bearing reserve fund to address unfunded renewal and maintenance projects.

POLICY

The Park Board policy on user fees and charges was most recently updated as part of the [2022 Fees & Charges Board report](#) and is summarized as follows:

- User fees and charges will be levied to recover all or a portion of overall operating costs.
- All fees and charges will be adjusted to accommodate changes in the marketplace and in operating and maintenance costs.
- The General Manager will have the authority to waive or reduce fees and alter fees for services for promotion purposes and to quickly establish fees for experimental services.
- Fees may be revised for people with accessibility issues and their attendants, families, groups, frequent users, low priority times, promotions and marketing strategies.
- Each ice rink and indoor pool will include at least four hours of low-cost public sessions each week.
- Leisure Access Program (LAP) participants receive free access to public swimming and skating, and pay reduced fees at Park Board operated fitness centres. Reductions are available for Flexipasses, swim lessons and skate lessons as well as a minimum of one recreation program per person, per community centre, per season at participating community centres.
- Unless otherwise specified, fees are defined for age-based and family categories as follows:
 - Pre-school: 4 years of age and under
 - Child: 5 to 12 years inclusive
 - Youth: 13 to 18 years inclusive
 - Adult: 19 to 64 years inclusive
 - Seniors: 65 years and up
 - Family: 1-2 adults of the same household and their children.
- Where noted, to encourage family participation, family pricing is available; each person in the family pays the child fee, subject to a two-person minimum.
- An age-based fee structure will be maintained that provides the following general discounts from adult fees for recreation services:
 - Youth and Seniors: 30% discount
 - Child: 50% discount
- As approved on March 9, 2020, fees at Burrard Civic Marina are to be adjusted as required to ensure the recoverability of any changes to operating costs, using the annual Consumer Price Index (CPI) as a benchmark indicator; every five years a third-party review be undertaken to ensure fees remain in line with comparable market conditions; and paddler and rower user groups are to be involved in the review of the fees and usage of facilities prior to any fee changes being applied to those users.
- Vehicles displaying veteran or Memorial Cross licence plates have the option to not pay parking fees at Park Board managed paid parking sites (any posted time limits or other restrictions apply).

BACKGROUND

As detailed in the [Vancouver Charter](#) under section 488, 489 and 490, the Park Board has exclusive jurisdiction over fees and rental charges in parks within the City of Vancouver.

In recent years, the Park Board has approved fees and charges prior to the start of the calendar year and in conjunction with the recommended annual operating budget submission to Vancouver City Council. Advance approval of Fees and Charges provides users with notice of expected fees and ensures the revenue estimates included as part of the annual operating budget submission incorporate planned changes to the Park Board's fee structures and fees.

In reviewing the [2023 public engagement survey](#), when questioned on their willingness to pay more user fees for services, as illustrated in Figure 1 below, 64% of residents and 57% of businesses surveyed were willing to pay more in user fees.

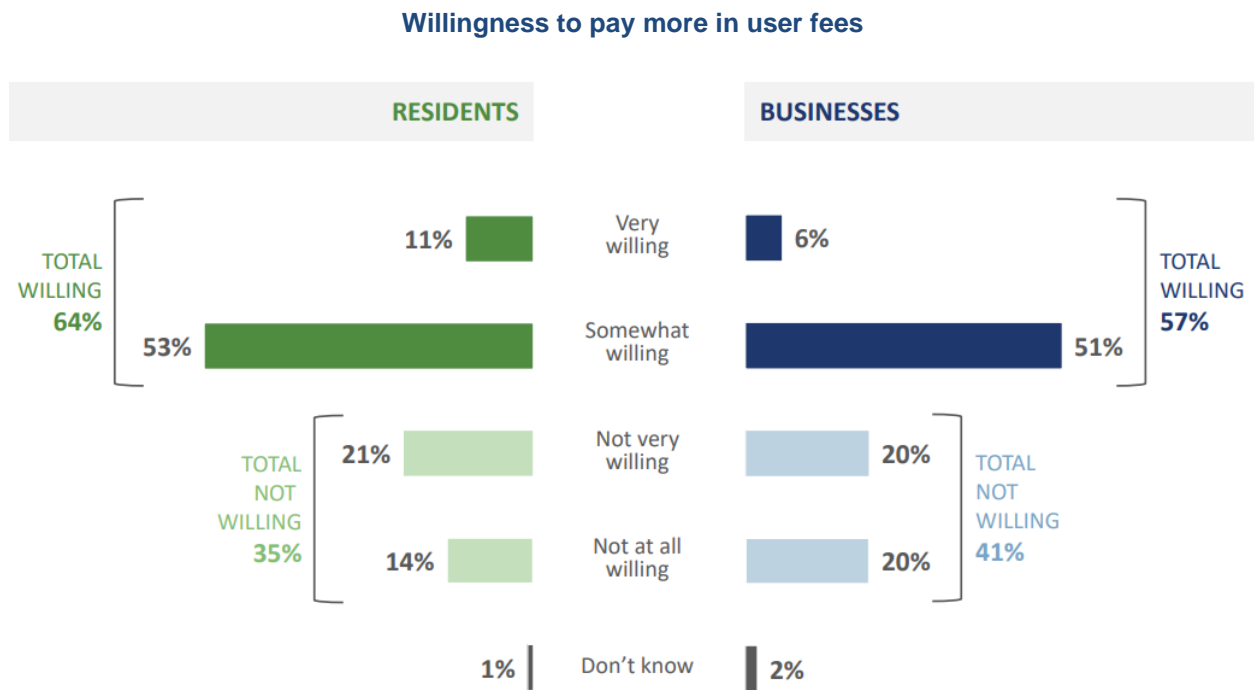


Figure 1: 2023 Budget Engagement Survey Results

DISCUSSION

Park Board policy on user fees and charges includes the following summary statements:

- User fees and charges will be levied to recover all or a portion of overall operating costs.
- All fees and charges will be adjusted to accommodate changes in the marketplace and in operating and maintenance costs.

When determining approaches to setting fees, different criteria are applied depending on the type of services offered, which generally fall into one of four categories:

Service Category	Approach to Setting User Fees	Example Services
1. Paid Services generating a net Revenue/Surplus	User fees are set to generate revenues greater than the cost of the services; the net revenues generated are used to support other services that are provided without fees.	<ul style="list-style-type: none"> - paid parking - golf - marinas - gardens/ conservatories with admission fees
2. Cost Recovery Services	User fees are set to fully recover the direct costs attributable to the service.	<ul style="list-style-type: none"> - some permitted services - special event site monitoring
3. Partially Subsidized Paid Services	User fees are set to generate revenues lower than the full cost of the services; often for services that are costly to provide but that are viewed as critical services to provide at an accessible price point.	<ul style="list-style-type: none"> - recreation programs - swimming - skating -
4. Fully Subsidized Services	Services provided without user fee; these are expected municipal services (not offered by private industry) and are reliant on tax funding support (Council discretion) and surplus revenues generated from Category 1 above.	<ul style="list-style-type: none"> - park maintenance - park rangers - support & administration (GMO, Communications, etc.)

Service Category Breakdown

Recommended 2024 Fees and Charges

In preparing the recommended 2024 Fees and Charges, staff reviewed comparative market fees, considered effects of recommended fees on customers, and integrated implications from recommended fee changes into the proposed 2024 Parks and Recreation Operating Budget.

The fee recommendations in this report reflect a balance of maintaining affordability for core parks and recreation services, while remaining mindful of both current cost pressures and the need to support a fee structure that is financially viable in the long term. To support access for all, the Park Board offers lower cost and free programming times, as well as the Leisure Access Program to decrease financial barriers to Park Board services. For many fees, discounts are provided for non-profit groups and for age-based groups to encourage increased participation.

As described in the Park Board Fees and Charges Policy, a fundamental rationale for adjusting fees and charges is to ensure a reasonable recovery of associated operating costs. As operating costs increase, similar increases to fees and charges are required to help maintain the level of services provided by the Park Board. Increases in costs reflect wage and fringe benefit cost increases, as well as inflationary increases for supplies, materials and contracted services.

To help offset rising costs while maintaining high service levels, an average increase of 6% for most fees and charges have formed the baseline for the recommended increases detailed in Appendix A and summarized in Table 1 below. The incremental 2024 revenue shown in the table below also reflects changes to align 2024 revenue budgets to historical trends or expected capacity; for example, the Stanley Park Train budget has been reduced to reflect the planned service level for 2024 based on an expected reduced train fleet capacity.

Revenue Stream or Service	Recommended Fee Increase	Incremental 2024 Revenue
Championship Golf and Pitch & Putt	Average 7%	\$2.65 million
Recreation Services	Average 6%	\$1.64 million
Parking	Average 13%	\$0.51 million
Permitted Park Use: Special Events & Film	Average 9%	\$0.13 million
Burrard Marina	Average 4%	(\$0.01 million)
Attractions:		
Stanley Park Train	Average 6%	(\$0.38 million)
VanDusen, Bloedel & Celebration Pavilion	Average 7%	\$0.91 million
Total		\$5.44 million

Table 1: Recommended 2024 Fees & Charges Increases and Associated Incremental Revenue

The recommended fee increases above are the optimal fee increases that will allow Park Board to help offset the rising fixed costs without risk of degrading any volumes and thus result in reduced revenues. The revenue calculations are based on the last completed four quarters, therefore, these forecast numbers may change depending on volume variations in 2024.

Details of recommended fee changes above or below the 6% baseline or for recommended fee adjustments based on Board policy or previous Board approvals are outlined in the remainder of this section.

Championship Golf and Pitch & Putt

Overview

The Park Board operates three regulation golf courses (Fraserview, McCleery and Langara) and three pitch and putt golf courses (Stanley Park, Rupert Park and Queen Elizabeth Park).

The net operating surplus from golf course operations is used to support other programs and services in Parks and Recreation. The recommended 2024 operating budget has been set to generate gross revenues of \$12.79 million from golf fees & charges.

Pricing Considerations

Admission prices at regulation golf courses are set to reflect demand and market conditions. Staff perform a scan of competing public and private golf courses in the region and recommend prices to position Park Board operated golf courses competitively in the market. For pitch and putt golf courses, more consideration is given to accessibility and affordability. Discounts for seniors and juniors are offered, in addition to discounts for time--of--day and time--of--year as is standard practice in the industry.

Notable 2024 Fee Changes

Championship Golf

For 2024, increases of 4% (Fraserview & McCleery) & 10% (Langara) are recommended for green fees. Langara fees have been increased a higher amount, reflecting that its fees were kept low when the course was very wet and less desirable to play; with the completion of the drainage project the experience at Langara is comparable to the other Park Board championship courses and higher fees reflect that.

Fees are also being restructured to have a consistent time-of-day discount from the regular adult green fee; when combined with the 4% or 10% base green fee increase noted above, this will result in a one-time adjustment of fee categories with impacts ranging from a 2% reduction in the Adult Winter Sunset fee at Fraserview to a 22% increase in the Adult Summer Friday to Sunday & Holidays Early Bird fee at Langara, but total increases are expected to be 6% on average.

Due to the number of green fees being approved (over 100 for each course once all the combinations of seasons, time-of-day, day-of-week, and age-based discounts are accounted for), this report does not provide a complete comparison of green fees. The graph shown below provides a comparison of the most expensive option (adult regular fee for a summer weekend day) for the current fees and 2024 recommended fees with other championship courses in the lower mainland. As illustrated in the graph, the three Vancouver course fees will continue to be in the mid-to-low range among similar courses in the lower mainland.

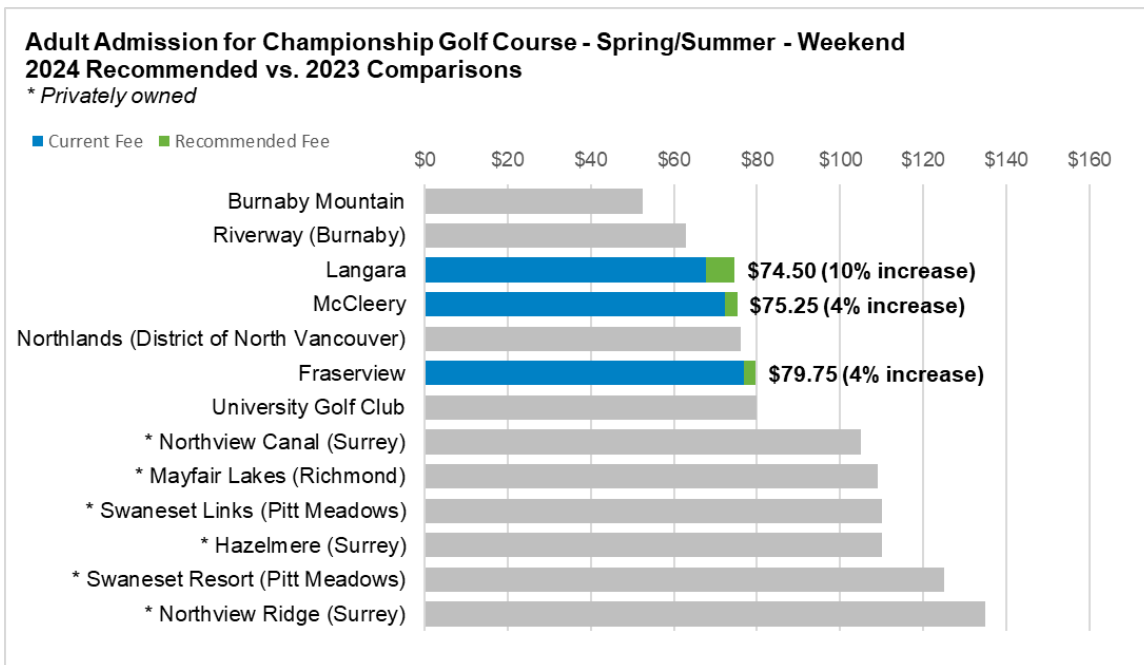


Figure 2: Adult Admission for Championship Golf Course – Spring/Summer - Weekend

No changes are recommended for advance booking fees or to the age-based discounts (junior at 50% and senior at 30% excluding Saturday, Sunday & Holidays), but the current practice of offering a different discount to seniors on Fridays will be discontinued. Seniors will receive the full 30% senior discount on Friday fees, making most senior Friday play less expensive in 2024 than in 2023.

Pitch & Putts

Green fees are recommended to increase by 6%. It is also recommended to continue the monthly pass fee transition approved in 2021, which increases the golf pass fee by 10% each year to gradually align the monthly golf pass discount structure to the recreation 1-Month pass discount structure. For 2024, the recommended golf pass fee is equivalent to paying for 6.62 green fees, while the recreation 1-Month pass fee for 2024 is recommended to be set equivalent to 8.09 recreation drop-in- admissions.

In addition to the fee recommendations noted above, new fees are also recommended to be added to the fees and charges schedule for completeness. These are noted in Table 2.

Additions to the Fee Schedule & Recommended New Golf Fees	Recommended Fee (Pre-Tax) or Discount
<p>No Show Fee (per player) May be applicable for reservations made up to five days in advance, if cancelled 4 hours or less before the tee time (Added for completeness)</p>	\$25
<p>Golf time--of--day discounts from regular fee Early-bird Twilight Sunset Back/Front 9 To ensure a consistent discount structure is applied at all courses</p>	15% 20% 45% 57%

Table 2: Additions to the Fee Schedule & Recommended New Golf Fees

Recreation Services Admissions, Programs and Rentals

Overview

Recreation Services provide core programs and facilities to support residents and visitors to stay active and healthy. Recreations services are partially subsidized by tax support and partially funded through revenues from Fees & Charges and other sources. For 2024, fees and charges revenue budgets have been set to generate gross revenues of \$22.38 million from Recreation fees and charges, which assumes a 6% increase in fees to help offset increased costs for staff, building maintenance, and supplies.

There is some risk of not fully achieving the 2024 recreation revenue budgets as 2023 revenues continue to be below budget levels due to lower than expected volume/participation, but staff will continue to closely monitor revenues trends throughout 2024 to ensure any resulting budget gaps are identified and steps taken to mitigate any budget shortfalls where possible.

Pricing Considerations

As part of the process for recommending 2024 fees, recreation staff conducted a survey of a subset of lower mainland fees and charges to help ensure that the recommended 2024 fees would allow the Park Board to provide excellent recreation services at a competitive price. A full survey of programming and rental rates was not done, pending upcoming work on a recreation fee policy.

After reviewing the updated fee data, it is clear that recreation user fees are inconsistent across lower mainland: each municipality takes a different approach to age-based pricing, to discounts, to options to reduce financial barriers to participation, and to allocation of limited facility times in high demand by user groups. All this makes fee comparison difficult to summarize, but in looking broadly across the various fees, the recommended increases will keep Vancouver fees in the middle to lower end range for most recreation fees in the lower mainland.

Notable 2024 Fee Changes

Admissions, Passes & Reservations

The average of the recommended increases is 7%, with individual fee recommendations ranging from 6% to 17%. The 6% increase is recommended for all fees except those outlined below.

As approved in 2020, the fee for 10-Visit passes has been transitioning to a 10% discount on the purchase of 10 drop-in admissions. 2024 is the final year of transition and the following 10-Visit passes are recommended to be set at a price that provides a 10% discount: Admission, Indoor Cycling Admission and Kerrisdale Place Palace Admission. This transition also applies to Public Skate Rental 10-Ticket packs. As seen in the table below, Vancouver continues to have one of the higher fees for this fee, as our pricing structure has been set to encourage increased visitation by having a 1-Month pass fee lower than a 10-Visit pass fee.

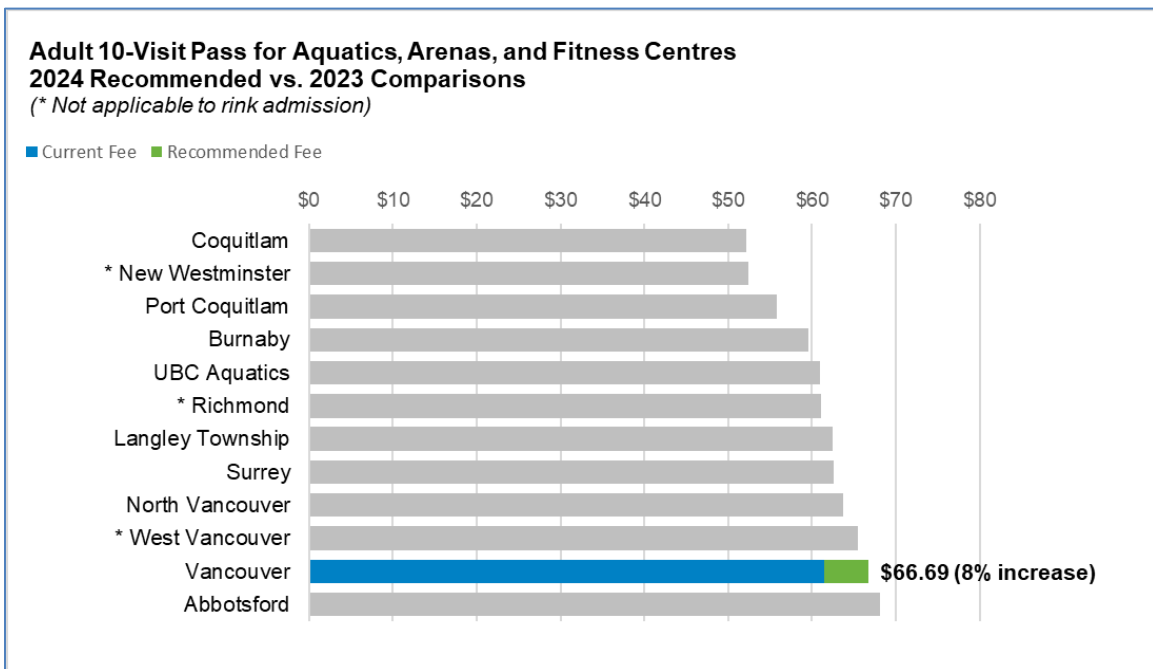


Figure 3: Adult 10-Visit Pass for Aquatics, Arenas, and Fitness Centres

Flexipass fees are recommended to increase by 11% to generate \$300,000 needed to help offset fixed cost increases in recreation facility maintenance costs driven by supply price increases and regulatory changes. As shown in the tables below, when compared to current fees around the lower mainland the recommended 11% increase keeps Vancouver fees in the middle of the current ranges for 1Month and 12Month passes. Vancouver passes also provide good value when compared to some other municipal jurisdictions as they provide access to eight arenas, nine indoor pools, five seasonal outdoor pools and twenty-two fitness facilities.

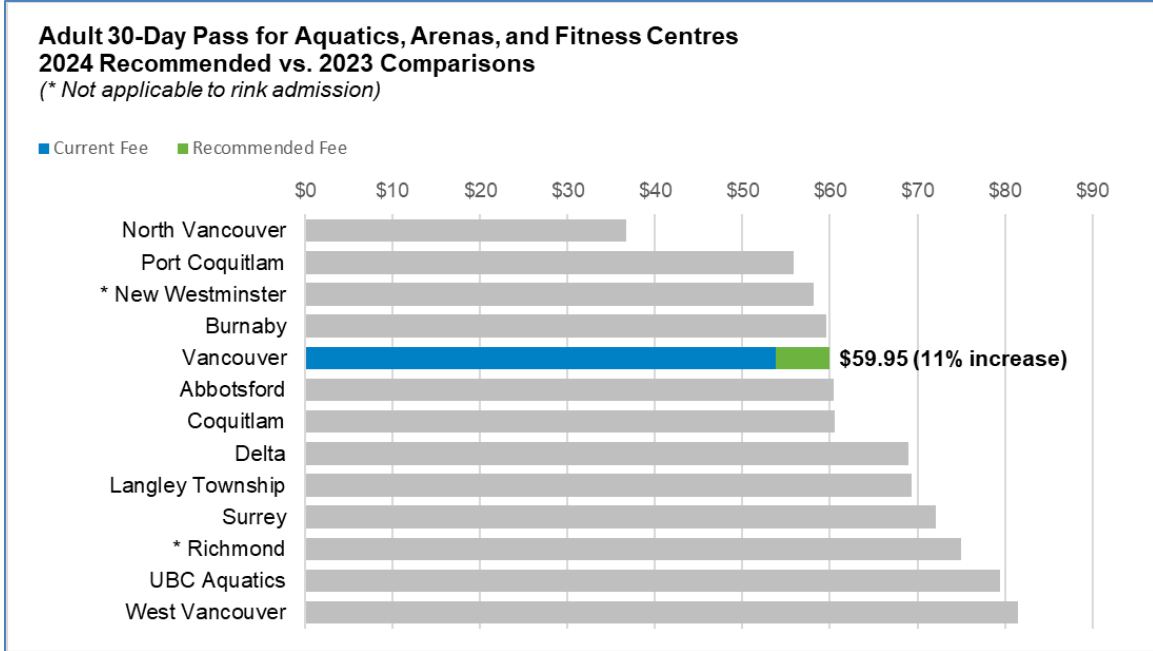


Figure 4: Adult 30-Day Pass for Aquatics, Arenas, and Fitness Centres

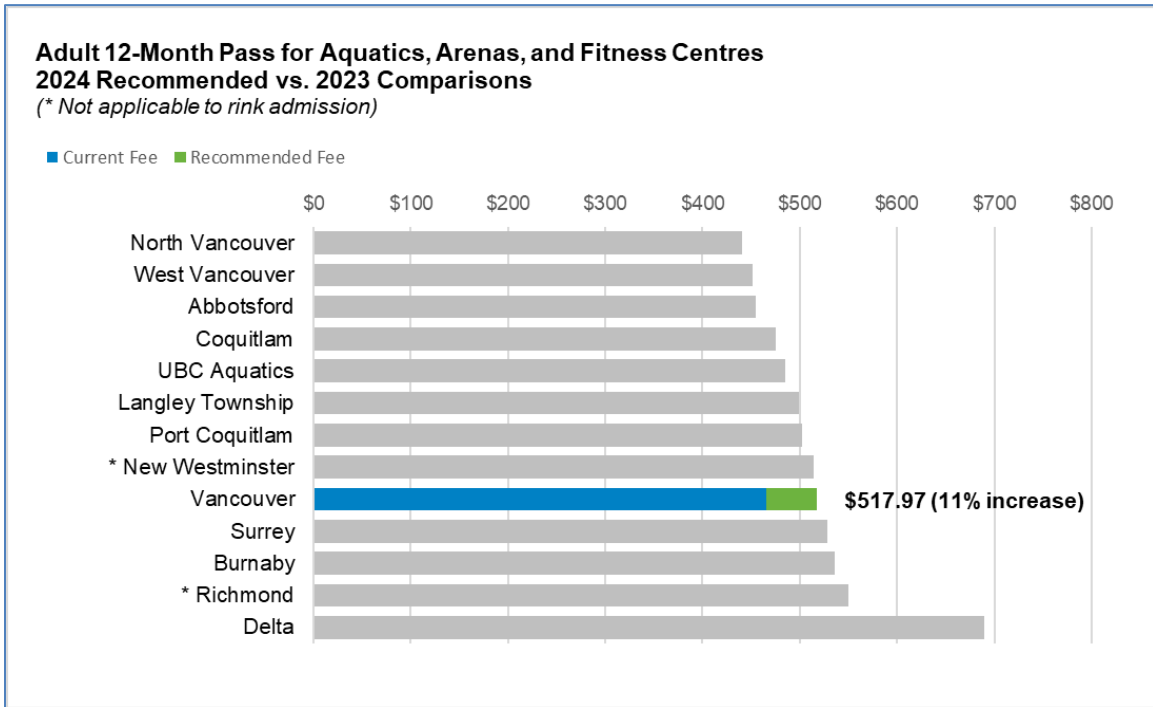


Figure 5: Adult 12-Month Pass for Aquatics, Arenas, and Fitness Centres

Maple Grove Outdoor Pool drop-in admissions are recommended to increase according to the process approved in 2021, as fees at this site are aligned with the standard pool drop-in admission fees. As noted in the 2021 recommendation, the services provided at this pool are similar to all other outdoor pools with the exception of length swimming. Child, Senior and Youth drop-in fees are now aligned to all other pools so for 2024 the only notable change is to the recommended

adult fee, which will increase from \$6 to \$7 (including tax), an increase of 17%. If a similar process is followed for 2025 fees, it is expected that drop-in fees for this facility will be fully synchronized in 2025.

Lessons and Programs

The recommended 2024 fees for lessons and programs have been simplified and fully synchronized between skate and swim instruction, an extension of work undertaken over the last several years.

Regular lessons are 25/30 minutes in length and longer lessons now follow a consistent pricing structure: 40/45-minute lessons are 25% higher than regular lessons and 50/60, 80/90, & 110/120-minute lessons are two, three and four times the Regular lesson fee, respectively.

The new structure also classifies group lessons into one of three tiers: Fundamental, Advanced & Specialty. Fees for group lessons increase as the lessons become more complex or provide greater benefit to the individual, with advanced lesson fees recommended to be set at 50% above Fundamental lessons and Specialty lessons recommended to be set at 75% above Fundamentals. The group lesson option also maintains the age-based discounts from adult fees (30% for seniors & youth, 50% for children).

Private, semi-private, and small group lessons are priced per person with no age-based discounts and with a consistent discount structure (semi-private lesson fees are discounted 30% from private, and small group lessons are discounted 40% from private).

The new lessons and program fees have been set to recommend an average increase of 6%, but as the fee structure is completely new, it is difficult to comprehensively summarize all the fee changes. The new structure is detailed in Appendix A and two graphs below provide comparisons for Swimming and Skating Fundamental 25/30 minutes Group Lessons for Child fees.

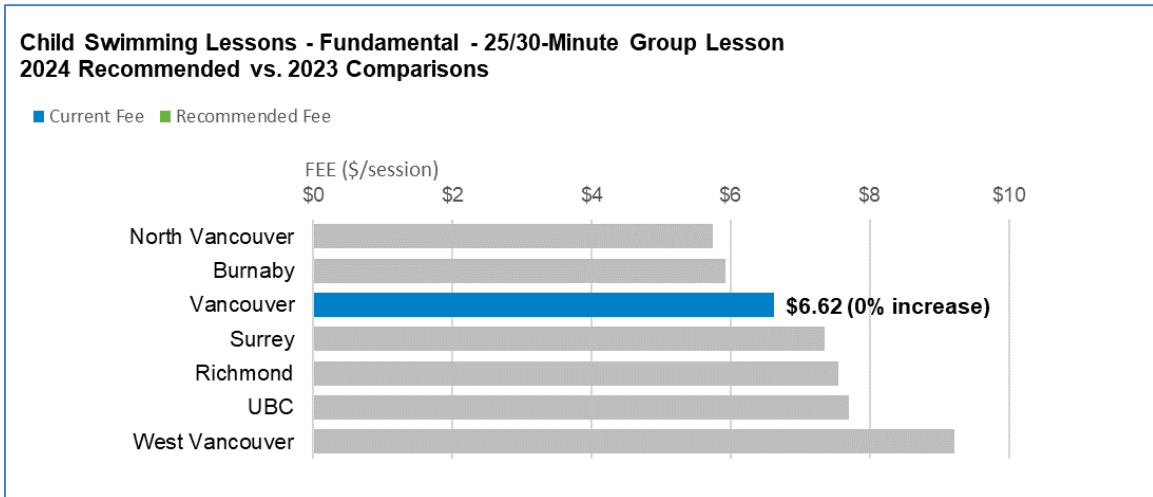


Figure 6: Child Swimming Lessons – Fundamental – 25/30 Minute Group Lesson

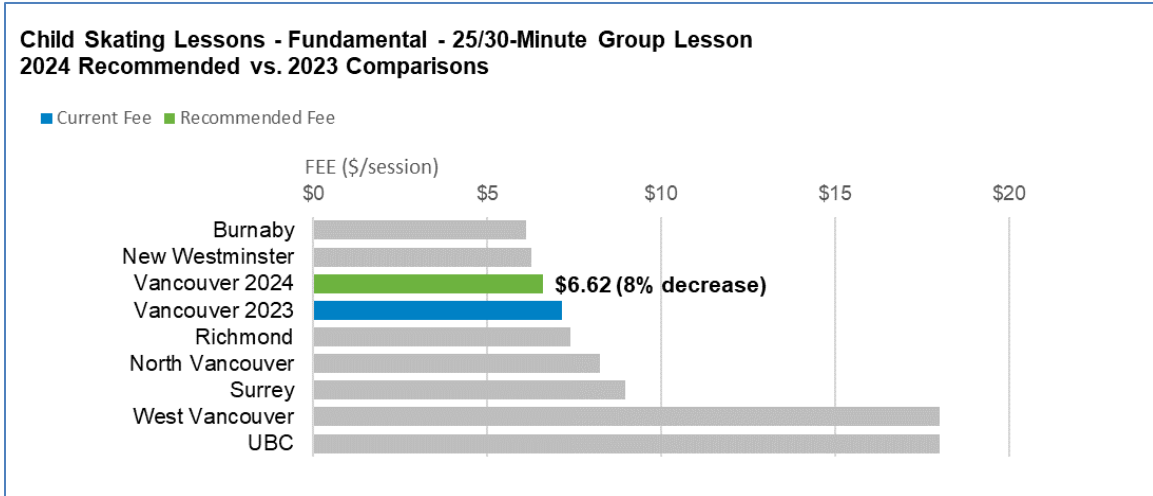


Figure 7: Child Skating Lessons – Fundamental- 25/30 Minute Group Lesson

One other notable recommended fee change is for aquatic instructor development. During 2023 lesson fees for registrants wanting to become aquatic instructors and for staff needing to recertify were reviewed and temporarily reduced in the hopes of increasing the pool of qualified aquatics instructors by decreasing the cost of obtaining the required qualifications.

For 2024 those fees are recommended to remain at cost or with minimal fees (to ensure registrants attend lessons) to continue to grow the pool of qualified aquatic instructors. For these lesson fees, course materials costs are passed on to registrants, but two of the four lessons have no other fee increases (the instruction portion of Aquatics Academy for LAP holders continues to be free and the instruction portion of aquatic recertification for current staff is set at \$10/course to cover administrative costs). The other two lessons for aquatics instructors are recommended to increase by 6% (the Aquatics Academy fee is set to break-even when full, while aquatic recertification for non-staff is set at market rates). Fee details are available in Appendix A.

Recreation Rental Permits

Most rental fees are recommended to increase by 6% effective April 1, 2024, in keeping with the usual practice for rental contracts, which are primarily used in arenas and for outdoor sport facilities.

As approved in 2023, semi-prime and non-prime daytime arena fees are recommended to be eliminated: 8 hours per week which were previously semi-prime would now be classified as prime and 45 hours per week which were previously non-prime daytime would now be classified as non-prime. The simplified fee structure will have two demand-based tiers beginning in April 2024, down from the current four. The Non-profit Sport/Community non-prime fee has been set at the previous semi-prime fee, plus 6%, which results in a 64% increase. West End arena fees are recommended to continue to be discounted by 30% for the same times and group structures as other ice rental fees.

Block discounts for swim club hourly rentals are recommended to be reduced by 10% for 2024 and to be eliminated in 2025; these are infrequently used and eliminating them will free up permitting staff to focus on less administrative work.

For gravel all weather fields (with and without lighting), for tennis courts, and for volleyball sand courts, fees for adult non-profit & for-profit groups are recommended to increase by 6%, as are

fees for minor non-profit groups for artificial turf. As approved in 2023, weather discounts are being phased out, with the Spring/Summer discount being eliminated in 2024 and the Fall/winter discount being reduced to 10% and recommended to be eliminated in 2025.

Fees for Minor non-profit groups for Diamonds, Outdoor Sport Courts, and “A”, “B” & “Non-Regulation” sport fields are recommended to be set at \$5/hour for this user group (increases of 108% to 112%). These fees have historically been very low (\$2.36 - \$2.40/hour for this user group) and it is anticipated that the recommended increase in fees will result in higher field use by encouraging permit holders to free up low-cost unused times for other user groups. The graph below provides a comparison of Vancouver current and recommended 2024 fees for a baseball diamond rental for a minor non-profit group with those fees in other lower mainland jurisdictions. As seen in the graph below, even with the significant increase recommended to take effect April 1, 2024, Vancouver fees will remain among the least expensive.

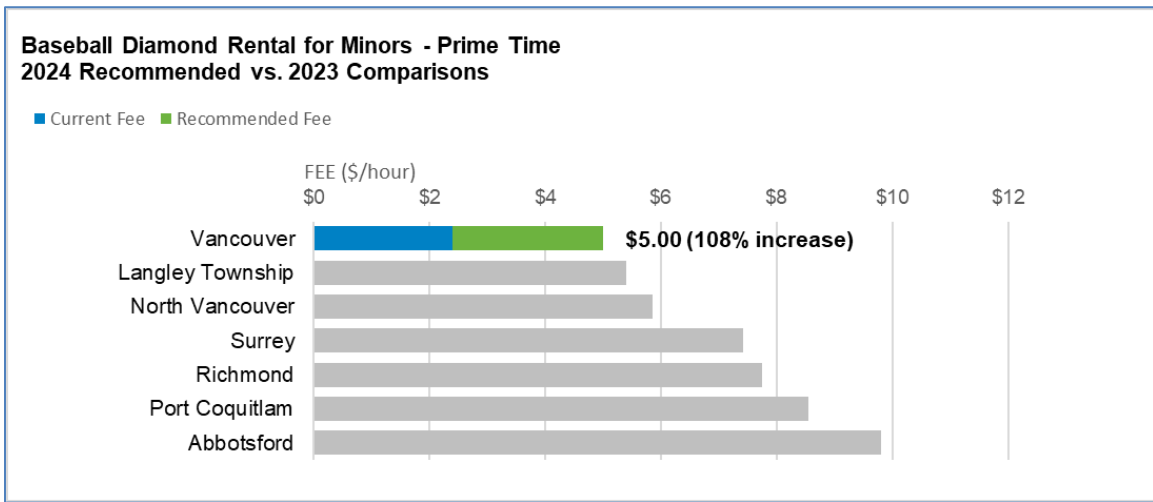


Figure 8: Baseball Diamond Rental for Minors – Prime Time

Bleacher rentals fees are not recommended to increase in response to low demand.

In addition to the fee recommendations noted above, new fees are also recommended to be added to the fees and charges schedule for completeness and to help address concerns related to outdoor sport facilities permit administration. These are noted in Table 3, below.

Additions to the Fee Schedule & Recommended New Recreation Fees	Recommended Fee (Pre-Tax) or Discount
Indoor Racquet Court Reservation discount for Flexipass holders (Added for completeness)	20%
Skate Party (Includes 1.5 hour ice rental, skate rentals and supervision) (Added for completeness)	\$199.00

Additions to the Fee Schedule & Recommended New Recreation Fees	Recommended Fee (Pre-Tax) or Discount
Skate Rental Package (with Ice Time) Up to 10 pairs 11 to 29 pairs 30 to 75 pairs Over 75 pairs (Added for completeness)	\$25.33 \$50.66 \$101.32 Negotiable
Arena Staff Charges (In additional to Ice Rentals, as required) (Added for completeness)	\$33.07
Outdoor Sport Facilities Rental Permit Reinstatement Fee (NEW)	\$150.00
Outdoor Sport Facilities Rental Permit time offences (NEW)	\$75.00
Outdoor Sport Facilities Rental Permit Infractions (NEW) First Offence (warning only, no fee) Second Offence Additional Offences	FREE \$250.00 \$500.00

Table 3: Additions to the Fee Schedule & Recommended New Recreation Fees

Parking

Overview

Pay parking is in place at a number of parks and community centres around the City. The net revenues generated through pay parking are used to support other non-revenue generating programs and services in Parks and Recreation. The recommended 2024 operating budget has been set to generate gross revenues of \$9.00 million from pay parking fees and charges.

Pricing Considerations

Effective parking pricing provides a number of benefits including encouraging parking turnover to ensure that there are enough parking spaces for users of parks and recreation facilities, providing an incentive for vehicle users to switch to more environmentally modes of transportation, and generating revenue to support other Park Board services. Parking fees are determined based on a scan of competitors’ lots and street parking fees in the surrounding area and set to reflect demand and market alignment. When setting fees, consideration is also given to affordability for users of parks and recreation facilities and the interests of nearby residents and businesses.

Notable 2024 Fee Changes

For 2024, changes to existing fees are recommended and summarized in Table 4 below. The parking fees are shown inclusive of relevant taxes and are fully detailed in Appendix A.

Recommended Changes to Existing Parking Fees	Recommended Fee Changes (with tax)
<p>Hourly</p> <p>No increase for seven fees (Devonian, Hastings/Renfrew, Jericho Beach (summer & winter), Stanley Park *summer), Vanier Park, & Vanier Park gravel)</p> <p>Highest increase at Kitsilano Park for fall/winter fees</p>	<p>\$0.00 to \$0.75</p> <p>Average 6%</p> <p>Range 0% to 25%</p>
<p>Daily</p> <p>No increase for six fees (Creekside Community Centre, Devonian, Hastings/Renfrew, Jericho Beach *summer & winter), Queen Elizabeth Park (summer))</p> <p>Highest increase at Kitsilano Park for fall/winter fees</p>	<p>\$0.00 to \$3.00</p> <p>Average 4%</p> <p>Range -13% to 56%</p>
<p>Event, Evening, Monthly, Annual and Season Passes</p> <p>No increase for five fees (Aquatics Centre events, Beach Ave & Sunset Beach Loops events, Devonian events, Hasting/Renfrew evenings & events)</p> <p>Highest increase for Queen Elizabeth Park annual pass</p>	<p>\$0.00 - \$185.00</p> <p>Average 15%</p> <p>Range: 0% to 103%</p>
<p>Bus Parking</p> <p>No increase for two fees (Daily for buses with 12-24 seats and 25+ seats)</p> <p>Highest increase for annual passes for buses with 25+ seats and for “Hop-on, Hop-off” buses, which are recommended based on comparison to Metro Vancouver Parks and Granville Island fees.</p>	<p>\$0.00 - \$1510.00</p> <p>Average 24.5%</p> <p>Range: 0% to 89%</p>

Table 4: Recommended Fee Increases for Existing Parking Fees

Two new parking fees are recommended for 2024 and are shown in Table 5 below.

Recommended New Parking Fees	Recommended Fee (with tax)
Monthly tenant/stakeholder staff/volunteer parking fee (NEW)	\$35.00
Jericho Beach (Lot 69) Fall/Winter Season Pass (NEW)	\$200.00

Table 5: Recommended New Parking Fees

A new monthly tenant/stakeholder parking fee is recommended for 2024 to formalize fees that have been previously provided to tenants and other stakeholders to help them retain staff and volunteers at sites affected by high parking fees. These fees are applicable only to those specific sites and only for staff and volunteers.

The Jericho Beach fall/winter season pass is being recommended to align with the spring/summer season pass introduced at Jericho beach in 2023, due to increased demand for parking at this site and based on a Board direction through a motion passed unanimously on October 16, 2023

Permitted Park Use: Special Events & Film

Overview

Vancouver public parks are sought after sites for many special events and film activities. Fees are set to recover the costs of coordinating these activities, to ensure that the natural landscape and public access are protected, and to generate revenues to support other Parks and Recreation programs and services. The recommended 2024 operating budget has been set to generate gross revenues of \$2.08 million from permitted park use fees and charges.

Pricing Considerations

Fees for permitted park use are set to recover operating costs and to reflect demand and market conditions when appropriate. Consideration is given to customer type, activity type and size, and complexity of an event or filming production. For commercial and corporate customers or activities which have a commercial component, fees are set to reflect demand and market conditions. For charities or non-profit societies, discounts or lower fees are provided.

Notable 2024 Fee Changes

Most permitted park user fees are recommended to increase between 6% and 11%, with an exception for event staff costs for site visitation and monitoring, which are recommended to increase by only 4% as they were comprehensively reviewed and reset during the 2023 fee approval process.

For 2024, new park location tiers are being recommended for Special Event, Film, and Photography permits; current fees have two park location tiers (Neighbourhood parks and Destination parks).

For 2024 fees, three park location tiers are recommended (Neighbourhood, Specialty and Premium Parks) to allow for better fee differentiation and to reflect increasing levels of demand

for permitted park use. Examples of the new tiered structure are shown in table 6 below and fees are detailed in Appendix A.

Permitted Park Use Location Tier Structure Examples	Recommended Fees (with tax)
<p>Community-based Event: Level 1 Neighbourhood Parks Specialty Parks (15% premium over Neighbourhood fee) Premium Parks (15% premium over Specialty fee)</p> <p>(Each location tier has fees for seven different levels, which reflect the number of participants permitted)</p>	<p>\$118.00 \$136.00 \$156.00</p>
<p>Film Permit, per day, per location: Level 1 Neighbourhood Parks Specialty Parks (33% premium over Neighbourhood fee) Premium Parks (33% premium over Specialty fee)</p> <p>(Each location tier has fees for four different levels, which reflect the filming complexity and impact to the park and surrounding area)</p>	<p>\$234.00 \$311.00 \$414.00</p>

Table 6: Recommended Permitted Park Use Location Tier Structure Examples

Staff are also recommending adjustments for consistency between levels where there is a level-based- fee structure (e.g., for film permits: Level 2 = 2x Level 1, Level 3 = 4x Level 1, Level 4 = 6x Level 1).

It is difficult to compare permit fees for park usage as surrounding jurisdictions have differing approaches to setting fees and demand varies with desired amenities, proximity to downtown hotel locations for film performers, accessibility of parking and many other factors. Permit fees are set to reflect the high demand for Vancouver parks.

For wedding permits in parks, the same park location tier structure is recommended as for Events (Neighbourhood, Specialty (+15% of Neighbourhood), Premium (+15% of Specialty)) and staff are also recommend increasing the neighbourhood parks fee by 50%, as current fees are low compared to other sites/venues.

Staff are recommending that fees for Artists Permits be restructured to have fixed discounts by location based on the English Bay fee, which is recommended to increase by 6%, and apply a consistent discount of 55% for off-peak season permits. As well, the seniors discount that was previously available (25%) is being added to the fees and charges schedule and is recommended to be set at 30%, which is consistent with other senior discounts.

Private Activity permit fees for non-profit/community recreation use are recommended to increase 9% while those for private/resident/corporate/commercial users are recommended to decrease by 25% to address reduced demand and feedback from those user groups.

Finally, for picnic permits, staff are recommending an average increase of 6% (with a range of a 6% decrease to a 10% increase) and a small reorganization of the tiered fee structure to simplify the fee structure and mirror language being introduced for other park user permits (Neighbourhood, Specialty and Premium Park tiers).

In addition to the fee recommendations noted above, new fees are also recommended to be added to the fees and charges schedule for completeness and to provide permit options in response to permit requests. These are noted in Table 7 below.

Additions to the Fee Schedule & Recommended New Permitted Park Use Fees	Recommended Fee (Pre-Tax, unless noted) or Discount
Film & Photography Parking, per day, per location For Film Truck/Trailer/Car/Van parking per stall (minimum) For complex parking plans (Added for completeness)	\$23.00 (with Tax) Negotiable
Special Event Parking, per day, per location For Event Truck/Trailer/Car/Van parking per stall (minimum) For complex parking plans (Added for completeness)	\$27.00 (with Tax) Negotiable
Picnic Permit Fees (NEW) Cancellation fee Request for Kitchen Facilities (where available) (Added for completeness)	\$27.00 \$55.00
Vendor Markets (per season, per location) (NEW) Commercial organizations Added in response to requests from applicants that do not meet the criteria for non-profit organizations.	Negotiable
Film & Photography staff fees, per hour (NEW) Site Monitoring Site Visitation (In addition to applicable permit fees)	\$97.00 \$125.00

Table 7: Additions to the Fee Schedule & Recommended New Permitted Park Use Fees

Marinas

Overview

The Park Board operates two marinas: Burrard Civic Marina (Burrard Marina) and Heather Civic Marina (Heather Marina). Heather Marina is operated on behalf of the City, with net operating surpluses transferred to the Property Endowment Fund and fees for Heather Marina are recommended by City staff and are not approved by the Park Board. Net operating surpluses generated by Burrard Marina, on the other hand, are used to support programs and services in Parks and Recreation. The recommended 2024 operating budget has been set to generate gross revenues of \$2.20 million from Burrard Marina fees & charges.

Pricing Considerations

On March 9, 2020, the Park Board approved a [policy for setting fees at Burrard Marina](#) which states that fees are to be adjusted as required to ensure recoverability of operating costs using the annual Consumer Price Index (CPI) as a benchmark indicator.

As noted in the [Budget Outlook Report to Council](#), “while the Consumer Price Index (CPI) for Metro Vancouver has eased from the peak of 6.8% in 2022 to 3.8% in May 2023, the current inflation rate still remains higher than the Bank of Canada’s target range of 1 to 3 per cent.”

At the time of writing this report, the [BC Stats 12 month moving average for September 2023 for Vancouver](#) is 5.1%. In addition, a third-party review is required every 5 years to ensure that fees remain in line with comparable market conditions. A third-party review was performed recently and the Burrard Marina 2024 fee recommendations were adjusted to reflect this review.

Notable 2024 Fee Changes

Staff are recommending fee increases based on the consultant’s review, which makes fee allowances for marina amenities, services, condition and desirability of location, the moorage fee for boats under 22ft is recommended to increase by 3% while the fee for boats 22ft or more is recommended to increase by 5%. A graph of fees for mid-sized vessels (21 to 45 ft) is shown below, and Burrard Marina is among the most affordable of the comparable moorage options.

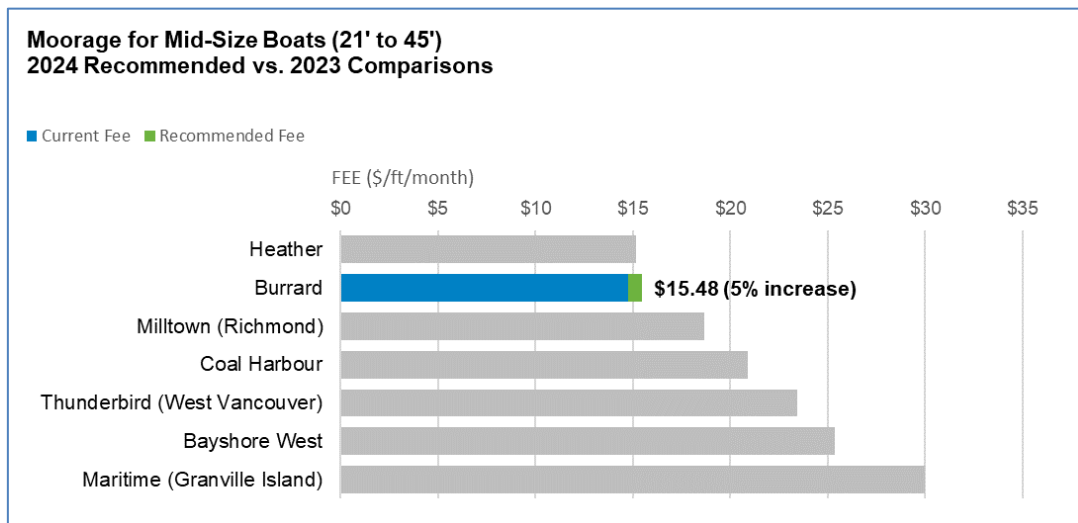


Figure 9: Moorage for Mid-Size Boats (21' to 45')

Recommended land storage fee increases average 11% and range from 8% to 31%, while an increase of 9% is recommended for the moorage application fee. Vehicle parking fees were

introduced in 2023 and are recommended to increase from \$120 per year to \$150 per year, a 25% increase.

In addition to the fee increases noted above, a new fee is also recommended to be added to the fees and charges schedule for completeness and is noted in Table 8 below.

Additions to the Fee Schedule for Burrard Marina Fees	Recommended Fee (pre-Tax)
Electricity Connection and Usage Fee (per month) (Added for completeness)	\$33.70

Table 8: Additions to the Fee Schedule for Burrard Marina Fees

Attractions

Overview

The Park Board operates four attractions: VanDusen Botanical Garden (VanDusen), Bloedel Conservatory (Bloedel), the Celebration Pavilion in Queen Elizabeth Park (Celebration Pavilion), and Stanley Park Train (Train). Any net operating surplus from these attractions is used to support other programs and services in Parks and Recreation.

Since 2020 seasonal special event fees at these attractions are no longer approved through the annual Fees & Charges process but are determined closer to the events each year, based on market and competitive conditions and on the costs related to the scope of the various events and these fees are approved by the General Manager, per the applicable policy.

In the recommended 2024 operating budget, attractions are budgeted to generate gross revenues of \$7.59 million from fees and charges, through the combination of fees approved by the Board and seasonal special event fees approved by the General Manager.

Pricing Considerations

Admission prices are set primarily to recover operating costs with consideration given to the value of the visitor experience in relation to other attractions in the region. Facility rentals at VanDusen, Bloedel and the Celebration Pavilion are priced to align with the market. Charities and non-profit groups are offered discounts on facility rental prices.

Notable 2024 Fee Changes

Exceptions to the 6% baseline fee increase recommendation are detailed below, as are other recommended changes to discounts and fee structures.

Stanley Park Miniature Train

As shown in the graph below, the Vancouver fee for adult regular admission for miniature train rides is already the highest of the comparable options so for 2024 admission fees are recommended to increase only by the 6% required to meet the baseline fee increase set by the City.

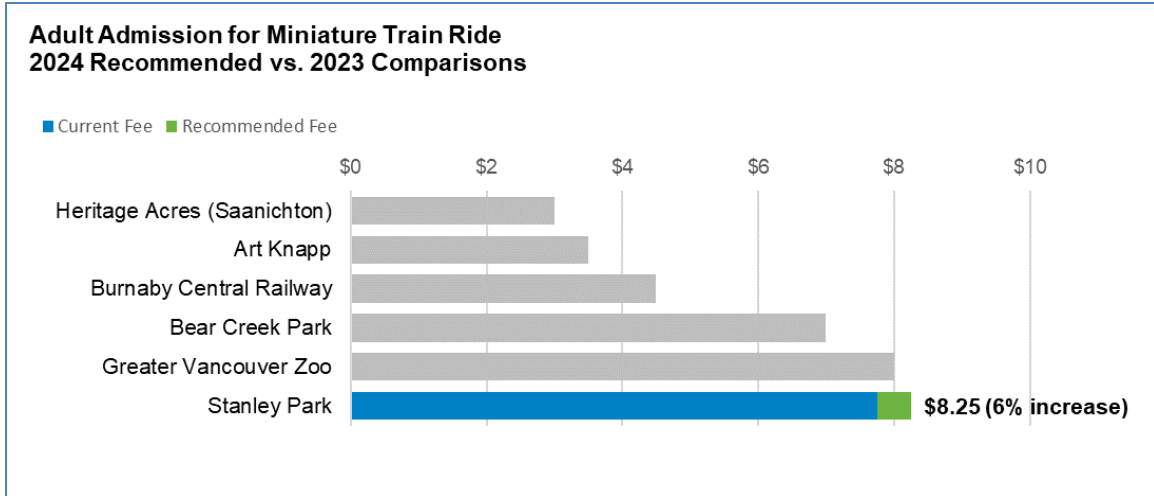


Figure 10: Adult Admission for Miniature Train Ride

However, as the Stanley Park Train will have fewer train carriages available in 2024 due to continuing repairs to its aging equipment, the train will have difficulty generating sufficient revenues to offset its operating costs. Instead of higher admission fee increases, fee structure changes are being recommended to help ensure that train operations can continue to recover a sufficient portion of operating costs with fewer available carriages.

For 2024, staff recommend eliminating the family fee option for regular admissions. This fee is no longer offered for Train Special Events due to high demand for rides; discounts for seniors & youth (30%) and children (50%) are recommended to continue for 2024 but be eliminated in 2025 as the train operation transitions to the new number of carriages and begins charging a single per seat fee.

In addition to the Train fee recommendations noted above, fees are also recommended to be added to the fees and charges schedule for completeness. These are noted in Table 9, below.

Additions to the Fee Schedule for Stanley Park Train Fees	Recommended Fee (Pre-Tax)
<p>10-Ride Card Provides a discount of 10% compared to the purchase of five single admissions. Expires Labour Day and is not applicable to any event rides. (Added for completeness)</p>	<p>10%</p>
<p>Birthday Party Package Up to 30 rides, up to 10 children’s meals from the Park Board Concession and a reserved tent (Added for completeness)</p>	<p>\$360.00</p>

Table 9: Additions to the Fee Schedule for Stanley Park Train Fees

Garden & Conservatory Admission

Regular Bloedel admission fees are recommended to increase by 12%, while VanDusen regular garden admissions are recommended to increase by 10% for fall/winter and 12% for spring/summer. As can be seen in the Adult Spring/Summer Admission comparison graph below, Bloedel and VanDusen fees remain in the low to middle range of comparable facilities.

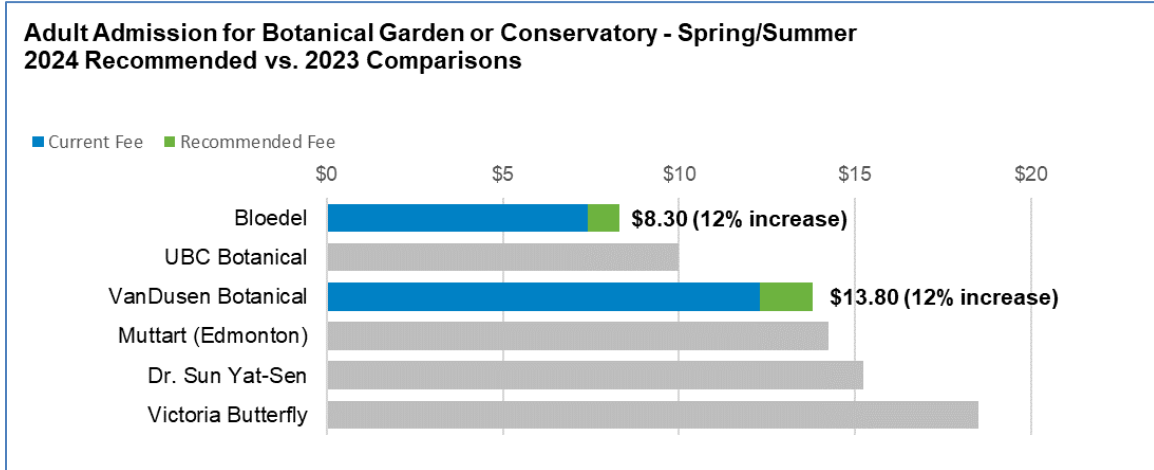


Figure 11: Adult Admission for Botanical Garden or Conservatory – Spring/Summer

In addition to the admission fee recommendations noted above, new admission fees are also recommended to be added to the fees and charges schedule for completeness and to provide a discounted on-line admission fee structure to incentivize on-line bookings and reduce lineups for cashiers at busy times. These are noted in Table 10 below.

Additions to the Fee Schedule & Recommended New Attraction Admission Fees	Recommended Fee (Pre-Tax) or Discount
<p>Bloedel 5-Visit Pass Provides a discount of 20% compared to the purchase of five single drop-in admissions. (Added for completeness)</p>	20%
<p>VanDusen Garden Admission for Group/Wedding/Portrait Photography Up to 4 people 5 - 8 people 9 - 15 people 16+ people (Added for completeness)</p>	<p>\$108.00 \$208.00 \$293.00 10% discount</p>

Additions to the Fee Schedule & Recommended New Attraction Admission Fees	Recommended Fee (Pre-Tax) or Discount
<p>VanDusen Garden Admission with an indoor rental (Guest list required) Up to 20 people 21-50 people 51-100 people 101-150 people (Added for completeness)</p>	<p>10% discount \$250.00 \$450.00 \$650.00</p>
<p>Bloedel on-line admission fees (NEW) Adult on-line fees (inclusive of tax and surcharges) are to be \$1 below in-person admission, with proportional discounts for other age groups. Fees rounded to the nearest \$0.10 with tax. To encourage on-line booking and reduce lineups for cashers at busy times.</p>	<p>Adults receive \$1.00 discount compared to drop-in.</p>

Table 10: Additions to the Fee Schedule & Recommended New Attraction Admission Fees

Garden, Conservatory & Celebration Pavilion Rentals

For Bloedel rentals, most fees are recommended to increase by 6%

For Celebration Pavilion rentals, staff are recommending new fee in response to the low demand for off-peak season weekday daytime bookings; in alignment with this new lower fee, staff are also recommending a reduction in the weekday daytime discount for charitable/non-profit groups, from 15% to 12%. Overall, the average increase recommended is 4%, with fee increases ranging from 0% to 6%.

For VanDusen rentals, staff are recommending a few modifications to the rental categories, times, and fees, which underwent significant adjustment in 2023, in response to changes in facility demand. There are three outlier fee change recommendations: the full plaza rental fee (an add-on with other rentals) is recommended to be reduced by 18%, as it is rarely booked, while the visitor centre classroom full day and evening fees are recommended to increase by 44% and 55% respectively, reflecting high demand for these spaces. The average fee recommendation increase is 7% and most fee increases are in the 0% to 9% range and are detailed in Appendix A.

Because of the complexity of rental options available it is difficult to provide a comprehensive set of rental fee comparisons, but an example comparison for a Saturday Event/Full Day Wedding Rental in Spring/Summer is provided in the graph shown below. As noted on the graph, facility capacity, times and included equipment vary by site, as do the length of some rental options; fees for Vancouver facilities provide a range of options in the middle and lower end of the comparable facility rental options.

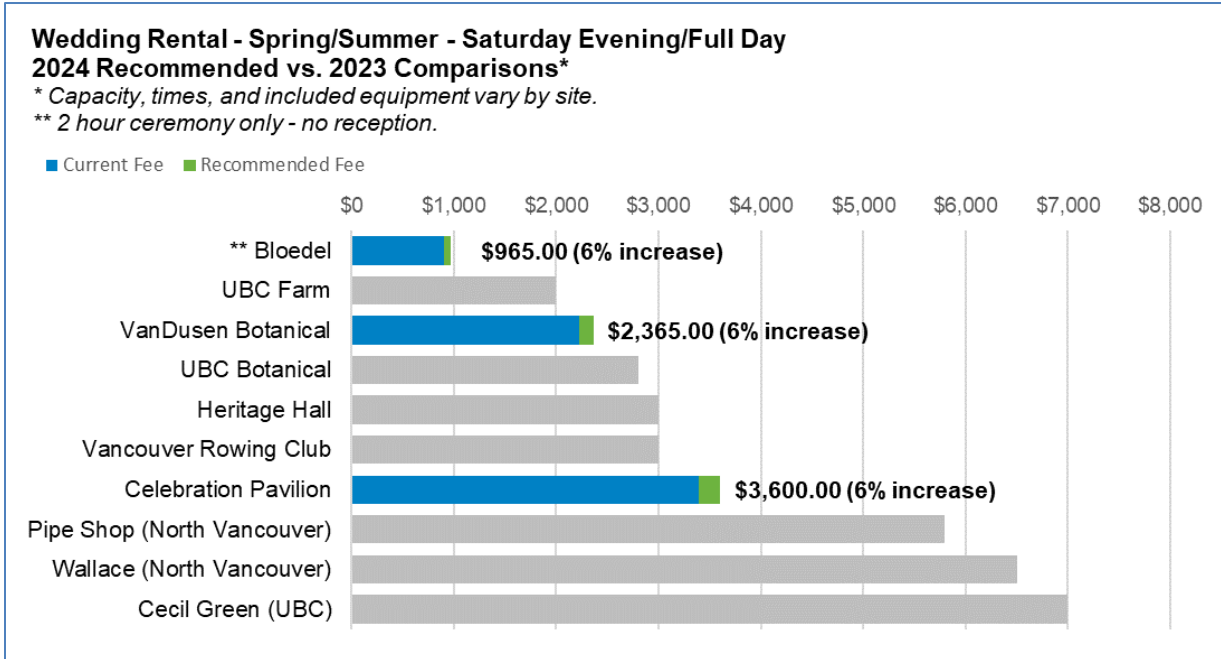


Figure 12: Wedding Rental – Spring/Summer - Saturday Evening/ Full Day

In addition to the rental fee recommendations detailed above, new rental fees are also recommended to be added to the fees and charges schedule for completeness, in response to rental requests, and to help recover increasing costs. These are noted in Table 11 below.

Additions to the Fee Schedule & Recommended New Attraction Rental Fees	Recommended Fee (Pre-Tax) or Discount
Bloedel Facility Rental Fees Reservation Fee Staffing Liaison (per hour) (Added for completeness)	\$200.00 \$50.00
Celebration Pavilion Rental Fees Reservation Fee Reservation Fee for buy-out bookings Staff Liaison (per hour) Security Fee (per hour, minim 4-hour callout) (Added for completeness)	\$500.00 \$1,000.00 \$50.00 \$40.00
VanDusen Garden Parking for Film Productions Peak Season Off-peak Season (Added for completeness)	\$500.00 \$350.00

Additions to the Fee Schedule & Recommended New Attraction Rental Fees	Recommended Fee (Pre-Tax) or Discount
<p>VanDusen Garden - Other Rental Fees Rental Reservation Fee (indoor rental, no alcohol) \$200.00 Rental Reservation Fee (for rentals outdoor or with alcohol) \$500.00 Hourly fee for early access (7am) or extended move-out (to 1am), with a rental \$125.00 Staff Event & Film Liaison \$50.00 Security Fee (cost per hour if even is over 4 hours) \$40.00 (Added for completeness)</p>	
<p>Bloedel Last Minute Reservation Surcharge (NEW) For rentals made within 2 weeks of the requested event date, to help recover the additional costs associated scheduling work within a short notice period.</p>	\$150.00
<p>Celebration Pavilion Off-peak Season Weekday Daytime Rental Fee (NEW) For a 4-hour booking between 8am and 5pm (Replaces the previous, more expensive full day booking fee) In response to requests for a less expensive, shorter period booking option for weekday daytime rentals.</p>	\$2,410.00
<p>VanDusen Catering Fees for the Visitor Centre (NEW) Up to 4 hours \$300.00 Over 4 hours \$550.00</p>	
<p>VanDusen Commercial Photography Rentals (NEW) Full Day (max 16 hours) \$1,170.00 Up to 3 people & up to 3 hours, plus staff charges \$800.00</p>	

Table 11: Additions to the Fee Schedule & Recommended New Attraction Rental Fees

Infrastructure Fee

Overview

The Park Board directed staff to create sustainable revenue-generating funding streams to maintain or improve the current service levels through its Think Big Revenue Strategy motion in January 2023. Staff responded with the Think Big Action Plan, which the Park Board approved in July 2023. The Think Big Action Plan outlined various revenue generating opportunities, including the development and implementation of the Infrastructure Fee. The objective of the Infrastructure Fee is to support upgrades and renewals to maintain and improve the condition of the Park Board’s ageing infrastructure.

Discussion

The purpose of the Infrastructure Fee is to support unfunded maintenance and infrequently recurring infrastructure projects by collecting a portion of fees each year and setting that portion of fees aside in an interest-bearing reserve fund so that funding is available when needs arise. The Infrastructure Fee is meant to create an additional funding stream, not to replace the capital or the operating budget or any other source of funding.

- Internal data provided by the Real Estate and Facilities Management (REFM) staff confirm that our current infrastructure needs are underfunded. The high-level sample of available data is below: Based on the Facility Condition Index Rating, 60-65% of Park Board's revenue-generating facilities are in poor or very poor condition (by area)
- Due to the age of facilities, limited budget, and deferred renewals, most of our work orders and maintenance resources are for reactive maintenance versus planned and preventative maintenance.

*Data above takes into consideration 73 revenue-generating facilities (a section of the Park Board's 289 total facilities)

While the Infrastructure Fee will not be able to close the gap outlined above, it will be able to fund small to mid-size projects similar to the Golf Reserve and the Civic Theatres Facility Fee (details below). Should the Park Board direct staff to develop the detailed Infrastructure Fee Framework the estimated annual net revenue from a 1% fee increase applied to all fees except golf fees could range from \$300,000 to \$400,000, depending on the specific details of the Infrastructure Fee recommendations to be presented to the Park Board in 2024.

A quick jurisdictional scan revealed that other organizations identified a similar challenge and benefited by creating a capital reserve funded by various surcharges.

In 2001, the Park Board approved a Golf Reserve for ongoing capital improvements to meet the needs of the golfer and to ensure the golf course infrastructure does not deteriorate. The golf reserve was agreed to be funded annually through increased user fees starting in 2001 (gradually increasing through to 2008) and as such is embedded in the base price of the current green fees; this gradual fee increase was the unanimously supported option per the focus group studies. The annual contribution to the Golf Reserve is currently budgeted at \$299,400 annually. The current balance in the Golf Reserve is \$2.7M; however, \$400,000 is committed to existing capital projects. The Golf Reserve was successfully used over the years to fund the significant improvement projects such as:

- Wellness, Accessibility, and Equity: Construction of new forward tees to make golf easier and more attractive to new players
- Climate Change Response: Re-diverting the drainage outflows at Langara Golf Course from storm water to irrigation ponds to make the course 100% closed system
- General Improvements: Constructing new self-composting outdoor washrooms

Vancouver Civic Theatres implemented the Facility Fee in 1982, which now generates approximately \$1.5M per year. The Facility Fee funded work such as LED lights retrofitting, bar renovations, updating the furnishings of the dressing rooms, and more. Vancouver Airport

Authority initiated the Airport Improvement Fee in 1993 and collected a total of \$2.2B to date. Other municipalities allocate a portion of their fees and charges to a capital reserve fund used for facility maintenance.

Framework Considerations

Staff are seeking the Board's endorsement to develop an Infrastructure Fee Framework and pursue the creation of an associated interest-bearing reserve fund to address projects that are not funded by the Capital or the Operating Budgets. The development process will be led by the Strategic Initiatives and the Financial Planning and Analysis teams in consultation with respective subject matter experts and will align with the objectives of the Think Big Action Plan. The Park Board's Communications, Engagement, and Marketing Senior Manager will support the project to ensure the appropriate level of public engagement and to develop an effective communications plan. The project team will conduct research and submit the proposed detailed framework for the Park Board's consideration in Q3 2024, and if approved, for implementation as part of the 2025 Fees & Charges approval process.

FINANCIAL IMPLICATIONS

The recommended fee changes are expected to generate roughly \$5.44 million of incremental revenues in 2024 and these revenues have been included in the recommended 2024 operating budget.

Park Board staff will report back to the Board with a proposed Infrastructure Fee Framework in 2024. If approved and once implemented, the infrastructure fee is estimated to generate annual net revenues of approximately \$0.3-\$0.4 million per annum.

CONCLUSION

The recommended changes for the 2024 Fees and Charges (detailed in Appendix A) are consistent with Park Board policy and consider market, customer, resident, and business impacts, while keeping affordability at the forefront of recommended fees. The additional revenue generated by the fee increases recommended in this report are expected to contribute approximately \$5.44 million toward the increased costs of providing parks and recreation services for 2024 and the recommended 2024 operating budget has been adjusted to include the additional revenues that will be generated by the recommended fee changes.

In addition to the proposed changes in fees and charges, the recommended development of the Infrastructure Fee Framework and the creation of an associated interest-bearing reserve fund will provide a revenue-generating option for funding facility maintenance and upgrades, in addition to the funding available in the Capital and the Operating Budgets. The use of similar approaches to create the Park Board's Golf reserve and the Vancouver Civic Theatres reserve shows success in supporting infrastructure maintenance through user-fee funded initiatives and provides a strong precedent for an Infrastructure Fee.

General Manager's Office
Vancouver Board of Parks and Recreation
Vancouver, BC

Prepared by:
Natalie Froehlich, Director, Financial Planning & Analysis

Vancouver Board of Parks and Recreation

Recommended 2024 Fees & Charges

APPENDIX A



www.vancouverparks.ca

Special Park Board Meeting
November 28, 2023

POLICY

The Park Board's policy on user fees and charges is summarized as follows:

- User fees and charges will be levied to recover all or a portion of overall operating costs.
- All fees and charges will be adjusted to accommodate changes in the marketplace and in operating and maintenance costs.
- The General Manager will have the authority to waive or reduce fees and alter fees for services, promotion purposes and to quickly establish fees for experimental services.
- Fees may be revised for people with accessibility issues and their attendants, families, groups, frequent users, low priority times, promotions and marketing strategies.
- Each ice rink and indoor pool will include at least four hours of low-cost public sessions each week.
- Leisure Access Program (LAP) participants receive free access to public swimming and skating, and reduced fees at participating Park Board operated fitness centres. Reductions are available for Flexipasses, swim lessons and skate lessons as well as for one recreation program per person per season at participating community centres.
- Unless otherwise specified, fees are defined for age-based and family categories as follows:

Pre-school:	4 years of age and under
Child:	5 to 12 years inclusive
Youth:	13 to 18 years inclusive
Adult:	19 to 64 years inclusive
Seniors:	65 years and up
Family:	1-2 adults of the same household and their children/youth.
- Where noted, to encourage family participation, family pricing is available; each person in the family pays the child fee, subject to a two person minimum.
- An age-based fee structure will be maintained that provides the following general discounts from adult fees for recreation services:

Youth and Seniors:	30% discount
Children:	50% discount
- As approved on March 9, 2020, fees at Burrard Civic Marina are to be adjusted as required to ensure the recoverability of any changes to operating costs, using the annual Consumer Price Index (CPI) as a benchmark indicator and that every five years a third-party review be undertaken to ensure fees remain in line with comparable market conditions and that paddler and rower user groups are involved in the review of the fees and usage of facilities prior to any fee changes being applied to those users.
- Vehicles displaying veteran or Memorial Cross licence plates have the option to not pay parking fees at Park Board managed paid parking sites (any posted time limits or other restrictions apply).

Golf

Appendix A

FEE RECOMMENDATION (pre-tax, unless denoted*)

Once approved, fees become effective Jan 1, 2024 unless noted **

Championship Courses

Advance Booking Fee (per player)

5.00 *

5.00

0.00

0%

(1)

No Show Fee (per player)

May be applicable for reservations made up to five days in advance, if cancelled 4 hours or less before the tee time

26.25 *

26.25

0.00

0%

(1)

Time-of-day discounts

From Regular Green Fee: Early-bird 15%, Twilight 20%, Sunset 45%, Back/Front 9 57%

(2)

Senior Discount (excludes Saturday, Sunday & Holidays)

30%

Junior discount

50%

Notes

(1) This fee includes applicable tax. No increase is recommended for 2024.

(2) Recommended 2024 fees have been set to have consistent time-of-day discounts from the regular Green Fee; this transition results in range of fee changes (from a 2% reduction to a 22% increase) once the base fee increases for each course are also integrated into the fee change calculation. Having a consistent time-of-day discount increases the transparency of the green fee structure while still providing significant discounts (up to 57%) for golfers willing to play at less popular times.

Fraserview

Summer (Monday to Thursday, excluding holidays)

Regular Adult

72.75

70.00

2.75

4%

(3)

Early-bird Adult

61.75

59.50

2.25

4%

(3)

Twilight Adult

58.25

53.00

5.25

10%

(2)

Sunset Adult

40.00

36.50

3.50

10%

(2)

Back 9 / Front 9 Adult

31.25

29.00

2.25

8%

(2)

Summer (Friday to Sunday & Holidays)

Regular Adult

79.75

76.75

3.00

4%

(3)

Late Spring / Early Fall (Monday to Thursday, excluding holidays)

Regular Adult

62.00

59.50

2.50

4%

(3)

Late Spring / Early Fall (Friday to Sunday & Holidays)

Regular Adult

68.50

65.75

2.75

4%

(3)

Early Spring / Late Fall

Regular Adult

55.75

53.50

2.25

4%

(3)

Winter

Regular Adult

42.75

41.00

1.75

4%

(3)

Langara

Summer (Monday to Thursday, excluding holidays)

Regular Adult

66.75

60.75

6.00

10%

(4)

Summer (Friday to Sunday & Holidays)

Regular Adult

74.50

67.75

6.75

10%

(4)

Late Spring / Early Fall (Monday to Thursday, excluding holidays)

Regular Adult

54.25

49.25

5.00

10%

(4)

Late Spring / Early Fall (Friday to Sunday & Holidays)

Regular Adult

60.75

55.25

5.50

10%

(4)

Early Spring / Late Fall

Regular Adult

47.00

42.75

4.25

10%

(4)

Winter

Regular Adult

35.00

31.75

3.25

10%

(4)

McCleery

Summer (Monday to Thursday, excluding holidays)

Regular Adult

68.50

65.75

2.75

4%

(3)

Summer (Friday to Sunday & Holidays)

Regular Adult

75.25

72.25

3.00

4%

(3)

Late Spring / Early Fall (Monday to Thursday, excluding holidays)

Regular Adult

56.25

54.00

2.25

4%

(3)

Late Spring / Early Fall (Friday to Sunday & Holidays)

Regular Adult

62.00

59.50

2.50

4%

(3)

Early Spring / Late Fall

Regular Adult

49.50

47.50

2.00

4%

(3)

Winter

Regular Adult

39.25

37.75

1.50

4%

(3)

Notes

(3) Fraserview & McCleery base Green Fees are increasing by 4% (2% lower than the 6% city baseline fee increase) to keep overall price increases lower once the impact of transitioning to a consistent time-of-day discount structure is factored in to the overall fee structure

(4) Langara green fees are increasing by 10%, reflecting the improved playability of the course since the completion of the drainage project. When the impact of transitioning to a consistent time-of-day discount structure is factored in to the overall fee structure, golf fees are expected to be able to meet the city's 6% revenue increase target

Golf

Appendix A

FEE RECOMMENDATION (pre-tax, unless denoted*)

Once approved, fees become effective Jan 1, 2024 unless noted **

Pitch & Putt

Stanley Park, QE Park & Rupert Park

During the winter play is offered at no charge. Fees apply to non-winter play

Age-based discounts: Seniors & Juniors receive a 30% discount on regular admissions, 20 round punch cards, monthly passes & seasonal locker rentals. All fees are rounded to the nearest \$0.05

	Recommended Fee	Current Fee	\$ Change	% Change	*
	FREE				
Regular Adult	15.75	14.85	0.90	6%	
20 Round Punch Card (non-refundable, non-transferable, valid for 2 years) Adult	236.00	222.75	13.25	6%	
Monthly Pass Adult	104.25	94.75	9.50	10%	(5)
Club & Caddy rental (minimum 2 clubs)	2.30	2.15	0.15	7%	(6)
Seasonal Locker Rental Adult	49.65	46.85	2.80	6%	

Notes

- (5) As approved in 2021, golf pass fees increase by 10% each year to gradually align the month golf pass discount structure to the recreation 1-Month pass discount structure.
- (6) Rounding the Club & Caddy rental fee to the nearest \$0.05 results in a fee increase calculation of 7%

Recreation Admissions & Passes

Appendix A

FEE RECOMMENDATION (pre-tax, unless denoted*)

Once approved, fees become effective Jan 1, 2024 unless noted **

	Recommended Fee	Current Fee	\$ Change	% Change	*
Admission					
Drop-in					
Adult	7.41	6.99	0.42	6%	
10 Visit Pass					
Adult	66.69	61.51	5.18	8%	(1)
Age-based Admission Discounts					
Senior	30%				
Youth	30%				
Child	50%				
Preschoolers, accompanied by an adult (except where fees are noted)	FREE				
Maple Grove Drop-in					
Adult	6.67	5.71	0.96	17%	(2)
Other Drop-in discounts (not applicable to 10 Visit Passes)					
LAP Admission Public swim, public skate & skate rental	FREE				
LAP Admission Fitness (does not apply to personal training)	50%				
Low cost session Drop-in Public swim & public skate	50%				
Family Drop-in (per person, minimum 2 child fees; for 1-2 adults from the same household and their children 5-18 years old)	at child rate				
Group Fee (10 or more drop-ins at the same time)	25%				
Sauna/Whirlpool only (when pool is closed)	50%				
Flexipass					
1 month					
Adult	59.95	53.83	6.12	11%	(3)
3 month					
Adult	161.87	145.34	16.53	11%	(3)
12 month					
Adult	517.97	465.09	52.88	11%	(3)
Discounts					
Senior	30%				
Youth	30%				
Child	50%				
Leisure Access Pass (LAP)	50%				
Target Fitness for COV employees	44%				
Corporate Discount (minimum 10 members)	25%				
Exceptions to age-based discount policy					
Indoor Cycling Drop-in					
(all ages)	7.41	6.99	0.42	6%	
Indoor Cycling 10 Visit Pass					
(all ages)	66.69	61.51	5.18	8%	(1)
Kerrisdale Play Palace Drop-in					
6 years to 12 years	6.28	5.92	0.36	6%	
2 years to 5 years	5.65	5.32	0.33	6%	
6 months to 23 months	4.40	4.12	0.28	7%	(4)
Under 6 months	FREE				
Group Fee (M-F, noon to 2pm only, excluding holidays)	4.08	3.81	0.27	7%	(4)
Kerrisdale Play Palace 10 Visit Pass Discount					
Provides a 10% discount compared to the purchase of 10 drop-in admissions	10%				

Notes

- (1) As approved in 2020, the fee for 10 Visit passes has been transitioning to a 10% discount on the purchase of 10 drop-in admissions. 2024 is the final year of transition.
- (2) Maple Grove Outdoor Pool drop in admissions are recommended to increase by \$1 (with tax) according to the process approved in 2021, as fees at this site are gradually aligned with the standard pool drop in admission fees. As noted in the 2021 recommendation, the services provided at this pool are similar to all other outdoor pools with the exception of length swimming. Child, Senior and Youth drop in fees are now aligned to all other pool. If a similar process is followed for 2025 fees, it is expected that drop-in fees will be fully synchronized in 2025.
- (3) Flexipass fees are recommended to increase by 11% to generate \$300,000 needed to help offset a \$780,000 increase in recreation facility maintenance costs driven by supply price increases and regulatory changes. When compared to current fees around the lower mainland the recommended 11% increase keeps Vancouver fees in the middle of the current ranges for 1 Month and 12 Month passes. Vancouver passes also provide good value when compared to some other municipal jurisdictions as they provide access to eight arenas, nine indoor pools, five seasonal outdoor pools and twenty-two fitness facilities.
- (4) Fees set at fixed percentages of the 6-12 year old fee (70% for 6 to 23 months, 65% for Group Fee), which results in a fee increase calculation of 7%

Recreation Admissions & Passes

Appendix A

FEE RECOMMENDATION (pre-tax, unless denoted*)

Once approved, fees become effective Jan 1, 2024 unless noted **

Fitness Personal Training

Private (1 person)

	Recommended Fee	Current Fee	\$ Change	% Change	*
1 session	61.66	58.17	3.49	6%	
3 sessions	170.87	161.20	9.67	6%	
5 sessions	274.83	259.27	15.56	6%	
10 sessions	493.36	465.43	27.93	6%	

Semi-private (2 people)

1 session	92.46	87.23	5.23	6%	
3 sessions	256.35	241.84	14.51	6%	
5 sessions	423.22	399.26	23.96	6%	
10 sessions	785.98	741.49	44.49	6%	

Group (3-4 people)

1 session	129.70	122.36	7.34	6%	
3 sessions	347.38	327.72	19.66	6%	
5 sessions	509.51	480.67	28.84	6%	
10 sessions	926.37	873.93	52.44	6%	

Reservations - Indoor Racquet Court (45 minutes)

All Tiers

Senior & Youth receive a 30% discount 30%

Tier 1 (Court only) Prime

Adult	13.63	12.86	0.77	6%	
Adult with Flexipass Discount	10.90	10.29	0.61	6%	(5)
10 visit pass	122.67	115.74	6.93	6%	

Tier 1 (Court only) Non-Prime

Adult	9.09	8.58	0.51	6%	
Adult with Flexipass Discount	7.27	6.86	0.41	6%	(5)
10 visit pass	81.81	77.22	4.59	6%	

Tier 1 (Court only) Single Play (no reservations)

Adult	6.82	6.43	0.39	6%	
-------	------	------	------	----	--

Tier 2 (Court & Fitness Admission) Prime

Adult	17.63	16.63	1.00	6%	
Adult with Flexipass Discount	14.10	13.30	0.80	6%	(5)
10 visit pass	158.67	149.67	9.00	6%	

Tier 2 (Court & Fitness Admission) Non-Prime

Adult	12.59	11.88	0.71	6%	
Adult with Flexipass Discount	10.07	9.50	0.57	6%	(5)
10 visit pass	113.31	106.92	6.39	6%	

Tier 2 (Court & Fitness Admission) Single Play (no reservations)

Adult	8.81	8.32	0.49	6%	
-------	------	------	------	----	--

Skate Rentals & Sharpening

Public Skate Rental	3.74	3.53	0.21	6%	
Public Skate Rental 10 ticket discount	10%				
School Skate Rental Discount	50%				
Skate Sharpening	7.21	6.80	0.41	6%	

Notes

(5) Flexipass holders receive a 20% discount (fee added for completeness)

Recreation Programs & Lessons

Appendix A

FEE RECOMMENDATION (pre-tax, unless denoted*)

Once approved, fees become effective Jan 1, 2024 unless noted **

* No GST is charged on children's programs/lessons where participants are primarily aged 14 & under

	Recommended Fee	Current Fee	\$ Change	% Change	*
Aquatics					
Aquatics Academy					
plus course materials 25/30 minute class	2.40	2.25	0.15	7%	(1)
Aquatics Academy LAP holders					
plus course materials per course	FREE				(2)
Aquatics Re-certification for current staff					
plus course materials per course	10.00	10.00	0.00	0%	(2)
Aquatics Re-certification					
plus course materials 25/30 minute class	11.20	10.57	0.63	6%	(2)
Skate & Swim					
Instruction					
Regular lesson length is 25/30 minutes 40/45 minutes lessons are 25% higher than equivalent regular lessons					
50/60, 80/90 & 110/120 minute lessons are two, three and four times the regular lesson fee respectively					
Discounts for Senior, Youth & Children instruction Unless otherwise noted, fees are discounted from adult fees by 30% for seniors & youth and by 50% for children 5-12					
Fundamental (25/30 minutes) Adult	10.83				NEW (3)
Fundamental (25/30 minutes) Senior	7.58				NEW (3)
Fundamental (25/30 minutes) Youth	7.58				NEW (3)
Fundamental (25/30 minutes) Child	6.62				NEW (3)
Fundamental (25/30 minutes) Preschool, Parent & Tot	7.67				NEW (3)
Advanced lesson premium (above fundamental lessons)	50%				
Advanced (25/30 minutes) Adult	16.25				NEW (3)
Specialty lesson premium (above fundamental lessons)	75%				
Specialty (25/30 minutes) Adult	18.95				NEW (3)
Private, semi-private & small group lessons are priced per person with no age based discount					
Private (1:1 instruction ratio) up to age 14	37.90				NEW (3)
Private (1:1 instruction ratio) aged 15+	37.90				NEW (3)
Semi-private lesson discount (compared to private lessons)	30%				
Semi-private (1:2-3 instruction ratio) up to age 14	26.53				NEW (3)
Semi-private (1:2-3 instruction ratio) aged 15+	26.53				NEW (3)
Small group lesson discount (compared to private lessons)	40%				
Small group (1:4-6 instruction ratio) up to age 14	22.74				NEW (3)
Small group (1:4-6 instruction ratio) aged 15+	22.74				NEW (3)
Day Camp					
per hour Child & Youth	6.49	6.12	0.37	6%	
Party Packages					
Skate Party includes 1.5 hour ice rental, skate rentals & supervision	199.00				NEW (4)
Outdoor Sport					
Per session	8.48	8.00	0.48	6%	
Sport League					
per game, per team	106.00	100.00	6.00	6%	

Notes

- (1) Rounding a 6% increase to the nearest \$0.05 results in an increase calculation of 7%
- (2) During 2023 lesson fees for registrants wanting to become aquatic instructors and for staff needing to recertify were reviewed and temporarily reduced in the hopes of increasing the pool of qualified aquatics instructors by decreasing the cost of obtaining the required qualifications. For 2024 those fees are recommended to remain at cost or with minimal fees (to ensure registrants attend lessons) to continue to grow the pool of qualified aquatic instructors
- (3) Fees for lessons and programs have been simplified and fully synchronized between skate and swim instruction, an extension of work undertaken over the last several years. The new structure classifies group lessons into one of three tiers: Fundamental, Advanced & Specialty. Fees for group lessons increase as the lessons become more complex or provide greater benefit to the individual.
- (4) Added for completeness

Recreation Rental Permits

Appendix A

FEE RECOMMENDATION (pre-tax, unless denoted*)

Once approved, fees become effective Jan 1, 2024 unless noted **

	Recommended Fee		Current Fee	\$ Change	% Change	*
** these fees take effect April 1, 2024						
Arenas - Ice Time						
Hourly Rental						
Last Minute Booking	105.00	**	99.00	6.00	6%	
Skate Rental Package (with ice time)						
up to 10 pairs	25.33	**	23.90	1.43	6%	
11 to 29 pairs	50.66	**	47.61	3.05	6%	
30 to 75 pairs	101.32	**	95.62	5.70	6%	
Over 75 pairs	Negotiable	**				
Staff						
per hour (staff arrive 15 minutes before and stay 15 minutes after the rental period)	33.07	**	31.20	1.87	6%	
Arenas - Ice Time (West End)						
30% discount for the same times and group structures as other ice rental fees	30%	**				
Arenas - Ice Time (all arenas except West End)						
Hourly Rental						
Prime	365.46	**	344.77	20.69	6%	(1)
Non-Prime	194.31	**	183.31	11.00	6%	(1)
Minor Sports - Entitlement (per hour)						
Prime	122.02	**	115.11	6.91	6%	(1)
Non-Prime	61.01	**	57.56	3.45	6%	(1)
Non-Profit Sport/Community (per hour)						
Prime	190.59	**	179.80	10.79	6%	(1)
Non-Prime	94.63	**	57.56	37.07	64%	(1)
For-Profit Sport (per hour, used to be "Hockey Schools")						
Prime	302.03	**	284.93	17.10	6%	(1)
Non-Prime	196.18	**	185.08	11.10	6%	(1)
School rentals (per hour, daytime only: Preschools, K-12, School days)	87.56	**	82.60	4.96	6%	(1)
Arenas - Dry Floor						
Affiliate Adult (used to be Adult Sports Group)						
Hourly	113.36	**	106.94	6.42	6%	
Affiliate Minor (used to be Minor Sports Group)						
Hourly	39.27	**	37.05	2.22	6%	
Non-Profit Sport/Community (used to be Non-Profit Non-Sport Use)						
Hourly (excludes staff & set-up/take down)	151.29	**	141.36	9.93	7%	(2)
Daily (excludes staff & set-up/take down)	720.41	**	679.63	40.78	6%	
Commercial (used to be Commercial Groups)						
Hourly (excludes staff & set-up/take down)	319.91	**	298.46	21.45	7%	(2)
Daily (excludes staff & set-up/take down)	1,523.37	**	1,437.14	86.23	6%	
Arenas - Kerrisdale Play Palace Birthday Parties (2 hour party including 20 admissions, unless otherwise noted)						
Entire Facility						
Prime Fri-Sat 4:30pm-6:30pm, Sunday 4:30pm-6:30pm	427.00	**	402.85	24.15	6%	
Semi-Prime M-Th 5pm-7pm, Fri-Sat 7pm-9pm	384.30	**	364.01	20.29	6%	
Extra Time (per 30 minutes) entire facility rentals M-TH (after 5pm) & Sundays (after 4:30pm)	53.00	**	50.00	3.00	6%	
Private Room						
Weekend	142.19	**	133.90	8.29	6%	
Upper Concourse North/Centre/South						
Weekend	122.60	**	115.66	6.94	6%	
Skate Shop						
Weekend	116.13	**	109.56	6.57	6%	
Upper Concourse North						
Weekday Prime M-Th 2pm-4pm	104.03	**	98.14	5.89	6%	
Friday 2pm-3:30pm	76.18	**	71.87	4.31	6%	
Arenas - Room Rental						
Hourly Rental						
(currently only available at Sunset arena)	21.20	**	20.00	1.20	6%	
Fitness Rentals						
Full Studios (Fitness Centres and Cycle Studios)						
Tier 1	292.17	**	275.63	16.54	6%	
Tier 2	233.74	**	220.50	13.24	6%	
Tier 3	204.52	**	192.94	11.58	6%	

Notes

- (1) As approved in 2023, semi-prime and non-prime daytime arena fees are recommended to be eliminated: 8 hours per week which were previously semi-prime will be classified as prime and 45 hours per week which were previously non-prime daytime will be classified as non-prime. As part of this restructuring, the Non-profit Sport/Community non-prime fee has been set at the previous semi-prime fee, plus 6%, which results in a 64% increase.
- (2) The hourly fee for Dry Floor for the Non-Profit Sport/Community and Commercial user groups is set at 21% of the daily fee, which results in a 7% change to ensure alignment

Recreation Rental Permits

Appendix A

FEE RECOMMENDATION (pre-tax, unless denoted*)

Once approved, fees become effective Jan 1, 2024 unless noted **

	Recommended Fee		Current Fee	\$ Change	% Change	*
** these fees take effect April 1, 2024						
Indoor Pools						
Hourly Rental						
50m Pool 50m Tank	439.79	**	414.90	24.89	6%	
50m Pool Diving Tank	147.06	**	138.74	8.32	6%	
50m Pool Section	147.06	**	138.74	8.32	6%	
50m Pool Lane	55.78	**	52.62	3.16	6%	
50m Pool Tot Tank (VAC (staff extra))	32.35	**	30.52	1.83	6%	
50m Pool Lecture/Party Room	33.25	**	31.37	1.88	6%	
All Other Pools 25m Tank (staff extra)	167.03	**	157.58	9.45	6%	
All Other Pools Lane	28.20	**	26.60	1.60	6%	
All Other Pools Tot Tank (Templeton, Britannia (staff extra))	32.35	**	30.52	1.83	6%	
All Other Pools School Rentals (Templeton & Lord Byng (staff extra))	86.55	**	81.65	4.90	6%	
Kensington Full Tank	125.12	**	118.04	7.08	6%	
Kensington 1/2 Tank (shared use)	69.37	**	65.44	3.93	6%	
Club Hourly Rental						
50m/8 Lanes Prime Time Pool	181.42	**	171.15	10.27	6%	
50m/8 Lanes Non-Prime Pool	44.09	**	41.59	2.50	6%	
50m/8 Lanes Prime Time Lane	23.11	**	21.80	1.31	6%	
50m/8 Lanes Non-Prime Lane	5.79	**	5.46	0.33	6%	
25m/8 Lanes VAC Prime Time Pool (21m/25m section)	92.76	**	87.51	5.25	6%	
25m/8 Lanes VAC Non-Prime Pool	27.76	**	26.19	1.57	6%	
25m/8 Lanes VAC Prime Time Lane	11.88	**	11.21	0.67	6%	
25m/6 Lanes Prime Time Pool	58.10	**	54.81	3.29	6%	
25m/6 Lanes Non-Prime Pool	28.80	**	27.17	1.63	6%	
25m/6 Lanes Prime Time Lane	9.76	**	9.21	0.55	6%	
25m/6 Lanes Non-Prime Lane (shared use)	8.17	**	7.71	0.46	6%	
Diving Tank Prime Time	45.80	**	43.21	2.59	6%	
Diving Tank Non-Prime	22.76	**	21.47	1.29	6%	
Block Discounts 4 hours	10%	**				(3)
Block Discounts 8 hours	15%	**				(3)
Block Discounts 12 hours	20%	**				(3)
Block Rental						
50m Pool Full day	4,182.34	**	3,945.60	236.74	6%	
All Other Pools Full day	1,792.42	**	1,690.96	101.46	6%	
Outdoor Pools						
Hourly Rental						
Kits Pool Pool	1,149.71	**	1,084.63	65.08	6%	
Kits Pool Lane	153.59	**	144.90	8.69	6%	
Second Beach Pool	721.10	**	680.28	40.82	6%	
Second Beach Lane	53.89	**	50.84	3.05	6%	
New Brighton Pool	431.36	**	406.94	24.42	6%	
New Brighton Lane	27.66	**	26.09	1.57	6%	
Maple Grove Pool	431.36	**	406.94	24.42	6%	
Club Hourly Rental						
Kits Pool Lane	168.42	**	158.89	9.53	6%	
Second Beach Lane	21.58	**	20.36	1.22	6%	
New Brighton Lane	11.09	**	10.46	0.63	6%	
Block Discounts 4 hours	10%	**				
Block Discounts 8 hours	15%	**				
Block Discounts 12 hours	20%	**				
Outdoor Sports Facilities						
Permit reinstatement fee	150.00	**				NEW (4)
Permit time offences	75.00	**				NEW (4)
Permit Infractions						
First Offence Warning only, no charge	FREE	**				
Second Offence	250.00	**				NEW (4)
Additional Offences	500.00	**				NEW (4)
Premium for late submissions	25%	**				
Fall/Winter weather discount	10%	**				(5)
Spring/Summer weather discount	0%	**				(5)

Notes

- (3) All block discounts for swim club hourly rentals are recommended to be reduced by 10% for 2024 and to be eliminated in 2025; these are infrequently used and eliminating them will free up permitting staff to focus on less administrative work.
- (4) Fees are being added to help address increasing costs related to outdoor sport facilities permit administration
- (5) As approved in 2023, weather discounts are being phased out, with the Spring/Summer discount being eliminated in 2024 and the Fall/winter discount being reduced to 10% and recommended to be eliminated in 2025.

Recreation Rental Permits

Appendix A

FEE RECOMMENDATION (pre-tax, unless denoted*)

Once approved, fees become effective Jan 1, 2024 unless noted **

	Recommended Fee		Current Fee	\$ Change	% Change	*
** these fees take effect April 1, 2024						
Sport Field - Artificial Turf ("AA") per hour						
Adult Non-profit	64.46	**	60.81	3.65	6%	
Minor Non-profit	33.01	**	31.14	1.87	6%	
For Profit	70.55	**	66.56	3.99	6%	
Sport Field - Premium Grade Natural Turf ("A") per hour						
Adult Non-profit	19.81	**	18.69	1.12	6%	
Minor Non-profit	5.00	**	2.40	2.60	108%	(6)
For Profit	23.33	**	22.01	1.32	6%	
Sport Field - Natural Turf ("B") per hour						
Adult Non-profit	13.86	**	13.08	0.78	6%	
Minor Non-profit	5.00	**	2.40	2.60	108%	(6)
For Profit	18.82	**	17.75	1.07	6%	
Sport Field - Natural Turf ("Non-Regulation") per hour						
Adult Non-profit	7.21	**	6.80	0.41	6%	
Minor Non-profit	5.00	**	2.40	2.60	108%	(6)
For Profit	11.35	**	10.71	0.64	6%	
Gravel All Weather Field with Lighting per hour						
Adult Non-profit	13.86	**	13.08	0.78	6%	
Minor Non-profit	7.21	**	6.80	0.41	6%	
For Profit	18.26	**	17.23	1.03	6%	
Gravel All Weather Field no Lighting per hour						
Adult Non-profit	10.98	**	10.36	0.62	6%	
Minor Non-profit	2.54	**	2.40	0.14	6%	
For Profit	15.45	**	14.58	0.87	6%	
Diamond per hour						
Adult Non-profit	13.86	**	13.08	0.78	6%	
Minor Non-profit	5.00	**	2.40	2.60	108%	(6)
For Profit	18.82	**	17.75	1.07	6%	
Outdoor Sport Court (Basketball, Ball Hockey, etc.) per hour						
Adult Non-profit	20.67	**	19.50	1.17	6%	
Minor Non-profit	5.00	**	2.36	2.64	112%	(6)
For Profit	21.28	**	20.08	1.20	6%	
Volleyball Sand Court per hour						
Adult Non-profit	4.58	**	4.32	0.26	6%	
Minor Non-profit	2.54	**	2.36	0.18	8%	(7)
For Profit	7.29	**	6.88	0.41	6%	
Tennis Court (Clubs & Tournaments) per hour						
Adult Non-profit	4.58	**	4.32	0.26	6%	
Minor Non-profit	2.54	**	2.36	0.18	8%	(7)
For Profit	7.29	**	6.88	0.41	6%	
Tennis Court (Pay Tennis in Stanley Park) per half hour						
Peak Season (April to September)	8.71	**	8.22	0.49	6%	
off-peak season special booking (minimum)	296.51	**	279.73	16.78	6%	
Tennis Racquet Rental	3.82	**	3.60	0.22	6%	
Bleacher Rentals (per event with additional fees for set-up)						
1 bleacher	1,942.50	**	1,942.50	0.00	0%	(8)
2 bleachers	3,675.00	**	3,675.00	0.00	0%	(8)

Notes

- (6) Minor Non-profit fees for Diamonds, Outdoor Sport Courts, and "A", "B" & "Non-Regulation" sport fields are recommended to be set at \$5/hour (increases of 108% to 112%). These fees have historically been very low (\$2.36 - \$2.40/hour) and it is anticipated that the recommended increase in fees will result in higher field use by encouraging permit holders to free up low cost unused times for others users. After comparing Vancouver current and recommended 2024 fees with fees in other lower mainland jurisdictions, even with the significant increase recommended to take effect April 1, 2024, Vancouver fees will remain among the least expensive.
- (7) Fees have been set to match the Gravel All Weather Filed no lighting Minor Non-profit fee
- (8) In response to low demand, fees for Bleacher rentals are not recommended to increase.

Parking

Appendix A

FEE RECOMMENDATION (pre-tax, unless denoted*)

* Fees are inclusive of 30.2% Parking Tax

Once approved, fees become effective Jan 1, 2024 unless noted **

	Recommended Fee	Current Fee	\$ Change	% Change	*
Aquatic Centre (Lot 63)					
Hourly	4.25 *	4.00	0.25	6%	
Daily	15.25 *	15.00	0.25	2%	(1)
Event 6:00am-6:00pm	27.00 *	27.00	0.00	0%	(1)
Beach Avenue & Sunset Beach Loops (Lot 63)					
Hourly	4.25 *	4.00	0.25	6%	
Daily	15.25 *	15.00	0.25	2%	(1)
Event 6:00pm-11:00pm	27.00 *	27.00	0.00	0%	(1)
Coal Harbour CC (Lot 64)					
Hourly	4.00 *	3.75	0.25	7%	(1)
Daily	18.00 *	17.50	0.50	3%	(1)
Evening 6:00pm-6:00am	9.00 *	8.75	0.25	3%	(1)
Monthly	250.00 *	245.00	5.00	2%	(1)
Creekside CC (Lot 68)					
Hourly	4.25 *	4.00	0.25	6%	
Daily	14.25 *	14.25	0.00	0%	(2)
Evening 6:00pm-1:00am	9.00 *	7.75	1.25	16%	(2)
Monthly	140.00 *	130.00	10.00	8%	(2)
Devonian (Lot 35)					
Hourly	5.50 *	5.50	0.00	0%	(1)
Daily	18.00 *	18.00	0.00	0%	(1)
Evening 6:00pm-6:00am	13.50 *	13.00	0.50	4%	(1)
Event 6:00pm-11:00pm	27.00 *	27.00	0.00	0%	(1)
Monthly	240.00 *	230.00	10.00	4%	(1)
Empire Fields (Lot 87)					
Hourly (max 3 hours)	3.00 *	2.50	0.50	20%	(1)
Hastings/Renfrew (Lot 109)					
Hourly (max daytime \$7.50)	2.25 *	2.25	0.00	0%	(2)
Daily	13.75 *	13.75	0.00	0%	(2)
Evening 6:00pm-12:00am	6.50 *	6.50	0.00	0%	(2)
PNE Event (all day)	23.00 *	22.00	1.00	5%	(2)
Other Event	15.00 *	15.00	0.00	0%	(2)
Jericho Beach (Lot 69)					
Hourly					
Apr 1-Sep 30	3.75 *	3.75	0.00	0%	(1)
Oct 1-Mar 31	2.75 *	2.75	0.00	0%	(1)
Daily					
Apr 1-Sep 30	14.25 *	14.25	0.00	0%	(1)
Oct 1-Mar 31	7.75 *	7.75	0.00	0%	(1)
Season Pass					
Apr 1-Sep 30	225.00 *	150.00	75.00	50%	(1)
Oct 1-Mar 31	200.00 *			NEW	(3)
Kitsilano Park (Lot 66)					
Hourly					
May 1-Sep 30	4.25 *	4.00	0.25	6%	
Oct 1-Apr 30	3.75 *	3.00	0.75	25%	(1)
Daily					
May 1-Sep 30	18.00 *	17.00	1.00	6%	
Oct 1-Apr 30	14.00 *	9.00	5.00	56%	(1)

Notes

- (1) Based on market review of neighbouring third-party lots
- (2) Based on market review of neighbouring third-party lots in Yaletown district
- (3) Based on Board direction to staff; recommended to align with the Stanley Park Oct 1-Mar 31 season pass rate.

Parking

Appendix A

FEE RECOMMENDATION (pre-tax, unless denoted*)

* Fees are inclusive of 30.2% Parking Tax

Once approved, fees become effective Jan 1, 2024 unless noted **

	Recommended Fee	Current Fee	\$ Change	% Change	*
Queen Elizabeth Park (Lot 67)					
Hourly					
May 1-Sep 30	4.25 *	4.00	0.25	6%	
Oct 1-Apr 30	3.25 *	3.00	0.25	8%	(1)
Daily					
May 1-Sep 30	14.25 *	14.25	0.00	0%	(1)
Oct 1-Apr 30	8.25 *	8.00	0.25	3%	(1)
Annual Pass	365.00 *	180.00	185.00	103%	(1)
Roundhouse CC (Lot 65)					
Hourly					
	4.25 *	4.00	0.25	6%	
Daily (Sat, Sun & holidays)					
	17.50 *	17.50	0.00	0%	(1)
Evening 6:00pm-11:00pm					
	9.00 *	7.75	1.25	16%	(1)
Monthly					
	250.00 *	245.00	5.00	2%	(1)
Stanley Park (Lot 62)					
Hourly					
Apr 1-Sep 30	4.25 *	4.25	0.00	0%	(1)
Oct 1-Mar 31	3.75 *	3.25	0.50	15%	(1)
Daily					
Apr 1-Sep 30	15.50 *	15.25	0.25	2%	(1)
Oct 1-Mar 31	10.00 *	8.25	1.75	21%	(1)
Season Pass					
Apr 1-Sep 30	315.00 *	275.00	40.00	15%	(4)
Oct 1-Mar 31	200.00 *	150.00	50.00	33%	(4)
Annual Pass	500.00 *	425.00	75.00	18%	(4)
Vanier Park - Gravel (Lot 70)					
Hourly					
	3.25 *	3.25	0.00	0%	(1)
Daily					
	12.00 *	11.50	0.50	4%	(1)
Vanier Park (Lot 71)					
Hourly					
Vehicle only	4.25 *	4.25	0.00	0%	(1)
Daily					
Vehicle only	15.00 *	14.25	0.75	5%	(1)
Vehicle & Trailer	30.00 *	26.00	4.00	15%	(1)
Season Pass					
Vehicle & Non-Motorized Vessel Apr 1-Sep 30	200.00 *	185.00	15.00	8%	(1)
Vehicle & Non-Motorized Vessel Oct 1-Mar 31	200.00 *	185.00	15.00	8%	(1)
Vehicle & Trailer May 1-Sep 30	300.00 *	215.00	85.00	40%	(5)
Tenant/Stakeholder Fee					
Applicable to specific sites being worked/volunteered at	35.00 *				NEW (6)
Bus Parking (Stanley, QE & Devonian Parks (purchase valid for all 3 locations))					
Daily					
Seats: 11 and under	21.00 *	18.25	2.75	15%	(7)
Seats: 12 - 24	32.00 *	32.00	0.00	0%	(7)
Seats: 25+	53.50 *	53.50	0.00	0%	(7)
Annual Pass					
Seats: 11 and under	1,260.00 *	800.00	460.00	58%	(8)
Seats: 12 - 24	1,920.00 *	1,150.00	770.00	67%	(8)
Seats: 25+	3,210.00 *	1,700.00	1,510.00	89%	(8)
"Hop-on, Hop off" buses	3,210.00 *	1,700.00	1,510.00	89%	(8)

Notes

- (1) Based on market review of neighbouring third-party lots
- (4) Based on market review of neighbouring third-party lots. In line with annual pass fee
- (5) Based on market review of neighbouring third-party lot fees for vehicle and boat trailers
- (6) Historically this has been offered and now being formalized. This fee offered for stakeholders to attract and retain volunteers and seasonal employees, especially in remote sites
- (7) Recommended bus parking increases are based on comparisons to Metro Vancouver Parks and Granville Island fees.
- (8) Based on market review of Metro Vancouver Parks, Granville Island, and Capilano Suspension Bridge bus parking fees.

Park Use Permits - Film & Photography

Appendix A

FEE RECOMMENDATION (pre-tax, unless denoted*)

Once approved, fees become effective Jan 1, 2024 unless noted **

per day, per location

	Recommended Fee	Current Fee	\$ Change	% Change	*
Commercial Photography					
Level 1	228.00	209.00	19.00	9%	(1)
Level 2	456.00	409.00	47.00	11%	(1)
Level 3	570.00	536.00	34.00	6%	(1)
Film					
Neighbourhood Parks Level 1	234.00	211.00	23.00	11%	(1)
Neighbourhood Parks Level 2	468.00	433.00	35.00	8%	(1)
Neighbourhood Parks Level 3	936.00	865.00	71.00	8%	(1)
Neighbourhood Parks Level 4	1,404.00	1,296.00	108.00	8%	(1)
Specialty Parks Level 1	311.00	282.00	29.00	10%	(1)
Specialty Parks Level 2	622.00	568.00	54.00	10%	(1)
Specialty Parks Level 3	1,244.00	1,141.00	103.00	9%	(1)
Specialty Parks Level 4	1,866.00	1,714.00	152.00	9%	(1)
Premium Parks Level 1	414.00				NEW (2)
Premium Parks Level 2	828.00				NEW (2)
Premium Parks Level 3	1,656.00				NEW (2)
Premium Parks Level 4	2,484.00				NEW (2)
Film Lunch Tents	391.00	359.00	32.00	9%	(1)
Setup/Takedown					
Charged at 50% of the applicable daily filming or photography fee, per day	50%				
Film & Photography Parking					
Film Car/Van, per stall, minimum	23.00 *	20.00	3.00	15%	(3)
Film Truck/Trailer, per stall, minimum	23.00 *	20.00	3.00	15%	(3)
Complex parking plans	Negotiable				
Student Filming & Photography					
	51.00	47.00	4.00	9%	(1)
Other Fees					
Site Monitoring (per hour)					
	97.00				NEW (4)
Staff fee for site visitation					
	125.00				NEW (4)

Notes

- (1) Fees are being increased on average by 9%, but are also being adjusted for consistency between levels where there is a level-based fee structure.
- (2) Adding a Premium Parks tier to the fees structure for 2024 allows for better fee differentiation for high demand park use permits while keeping fees lower for parks with lower demand for permits.
- (3) Fee being increased at higher than average percentage to better align with special event parking rates used across Park Board system and reflect demand/market conditions
- (4) Added to the Fees & Charges schedule for completeness.

Park Use Permits - Special Events

Appendix A

FEE RECOMMENDATION (pre-tax, unless denoted*)

Once approved, fees become effective Jan 1, 2024 unless noted **

Community-based Events

Neighbourhood Parks

	Recommended Fee	Current Fee	\$ Change	% Change	*
1-50 participants: Level 1	118.00	108.00	10.00	9%	(1)
51-300 participants (was 51-200): Level 2	295.00	274.00	21.00	8%	(1)
301-500 participants (was 201-500): Level 3	443.00	405.00	38.00	9%	(1)
501-1000 participants: Level 4	738.00	677.00	61.00	9%	(1)
1001-5000 participants: Level 5	1,180.00	1,087.00	93.00	9%	(1)
5001-10,000 participants (was 5000+): Level 6	1,475.00	1,355.00	120.00	9%	(1)
10,001+ participants: Level 7	Negotiable				NEW (2)

Specialty Parks

1-50 participants: Level 1	136.00				NEW (3)
51-300 participants (was 51-200): Level 2	340.00				NEW (3)
301-500 participants (was 201-500): Level 3	510.00				NEW (3)
501-1000 participants: Level 4	850.00				NEW (3)
1001-5000 participants: Level 5	1,360.00				NEW (3)
5001-10,000 participants (was 5000+): Level 6	1,700.00				NEW (3)
10,001+ participants: Level 7	Negotiable				(2)

Premium Parks

1-50 participants: Level 1	156.00				NEW (3)
51-300 participants (was 51-200): Level 2	390.00				NEW (3)
301-500 participants (was 201-500): Level 3	585.00				NEW (3)
501-1000 participants: Level 4	975.00				NEW (3)
1001-5000 participants: Level 5	1,560.00				NEW (3)
5001-10,000 participants (was 5000+): Level 6	1,950.00				NEW (3)
10,001+ participants: Level 7	Negotiable				(2)

Citywide Events - Festivals/Concerts/Sports

Neighbourhood Parks

1-50 participants: Level 1	293.00	269.00	24.00	9%	(1)
51-300 participants: Level 2	440.00	405.00	35.00	9%	(1)
301-500 participants (was 301-1000): Level 3	733.00	675.00	58.00	9%	(1)
501-1000 participants (was 1001-5000): Level 4	1,172.00	1,085.00	87.00	8%	(1)
1001-5000 participants (was 5001-10,000): Level 5	1,465.00	1,355.00	110.00	8%	(1)
5001 to 10,000 participants (10,000+): Level 6	2,637.00	Negotiable			(1)
10,001+ participants: Level 7	Negotiable				(2)

Specialty Parks

1-50 participants: Level 1	337.00				NEW (3)
51-300 participants: Level 2	506.00				NEW (3)
301-500 participants (was 301-1000): Level 3	843.00				NEW (3)
501-1000 participants (was 1001-5000): Level 4	1,348.00				NEW (3)
1001-5000 participants (was 5001-10,000): Level 5	1,685.00				NEW (3)
5001 to 10,000 participants (10,000+): Level 6	3,033.00				NEW (3)
10,001+ participants: Level 7	Negotiable				(2)

Premium Parks

1-50 participants: Level 1	388.00				NEW (3)
51-300 participants: Level 2	582.00				NEW (3)
301-500 participants (was 301-1000): Level 3	970.00				NEW (3)
501-1000 participants (was 1001-5000): Level 4	1,552.00				NEW (3)
1001-5000 participants (was 5001-10,000): Level 5	1,940.00				NEW (3)
5001 to 10,000 participants (10,000+): Level 6	3,492.00				NEW (3)
10,001+ participants: Level 7	Negotiable				(2)

Commercial/Private Events

Negotiable

Special Event Parking

Daily (all lots)

Fees may change during the year due to market fluctuations and Special Events

per day, per location

Event Car/Van, per stall, minimum	27.00 *	25.00	2.00	8%	(4)
Event Truck/Trailer, per stall, minimum	27.00 *	25.00	2.00	8%	(4)
Complex Parking Plans	Negotiable				

Notes

- (1) Fee being increased at higher than average percentage to better recover operating costs, reflect demand/market conditions and support new tiered fee structure
- (2) Permit levels are being restructured to provide consistency in the number of participants permitted between Community-based Events and Citywide Festivals/Concerts/Sports.
- (3) Adding Specialty & Premium Parks tiers to the fees structure for 2024 allows for better fee differentiation for high demand park use permits while keeping fees lower for parks with lower demand for permits.
- (4) Fee being increased at higher than average percentage to align with special event parking rates used across Park Board system

Park Use Permits - Special Events

Appendix A

FEE RECOMMENDATION (pre-tax, unless denoted*)

Once approved, fees become effective Jan 1, 2024 unless noted **

	Recommended Fee	Current Fee	\$ Change	% Change	*
Wedding Ceremonies					
Wedding Permit Application Fee	56.00	51.50	4.50	9%	(1)
Neighbourhood Parks					
Up to 1 hour, up to 10 people	165.00	110.00	55.00	50%	(5)
Up to 2 hours, up to 20 people	329.00	219.00	110.00	50%	(5)
Up to 3 hours, up to 30 people	576.00	384.00	192.00	50%	(5)
Up to 4 hours, over 30 people (capacities vary by location)	746.00	497.00	249.00	50%	(5)
Specialty Parks					
Up to 1 hour, up to 10 people	190.00			NEW	(3)
Up to 2 hours, up to 20 people	378.00			NEW	(3)
Up to 3 hours, up to 30 people	662.00			NEW	(3)
Up to 4 hours, over 30 people (capacities vary by location)	858.00			NEW	(3)
Premium Parks					
Up to 1 hour, up to 10 people	218.00			NEW	(3)
Up to 2 hours, up to 20 people	435.00			NEW	(3)
Up to 3 hours, up to 30 people	761.00			NEW	(3)
Up to 4 hours, over 30 people (capacities vary by location)	987.00			NEW	(3)
Additional Chairs (1-10)	54.50	50.00	4.50	9%	(1)
Additional Chairs (11-20)	109.00	100.00	9.00	9%	(1)
Other Fees					
Setup/Takedown					
Charged at 50% of the applicable daily special event fee, per day	50%				
Site Monitoring (per hour)	97.00	93.00	4.00	4%	(6)
Staff fee for site visitation	125.00	120.00	5.00	4%	(6)
Special Event Application Fee	38.00	35.00	3.00	9%	(7)
Alcohol Permit	750.00	688.00	62.00	9%	(7)
Unmanned Aerial Vehicle (UAV) Fee	230.00	211.00	19.00	9%	(7)
Vendor Market (per season, per location)					
Non-profit organizations	1,519.00	1,394.00	125.00	9%	(1)
Commercial organizations	Negotiable			NEW	(8)

Notes

- (1) Fee being increased at higher than average percentage to better recover operating costs, reflect demand/market conditions and support new tiered fee structure
- (3) Adding Specialty & Premium Parks tiers to the fees structure for 2024 allows for better fee differentiation for high demand park use permits while keeping fees lower for parks with lower demand for permits.
- (5) Fees are recommended to increase significantly as current fees are low compared to other sites/venues
- (6) Fee being increased at lower than average percentage in response to user feedback and to better reflect demand/market conditions
- (7) Fee being increased at higher than average percentage to better recover operating costs and reflect demand/market conditions
- (8) Added a new fee option in response to requests from applicants that do not meet the criteria for non-profit organizations

Park Use Permits

Appendix A

FEE RECOMMENDATION (pre-tax, unless denoted*)

Once approved, fees become effective Jan 1, 2024 unless noted **

	Recommended Fee	Current Fee	\$ Change	% Change	*
Artist Permits, per month					
English Bay					
Peak Season	89.00	84.00	5.00	6%	
Off-peak Season	49.00	42.50	6.50	15%	(1)
Bloedel Conservatory Plaza					
Peak Season	71.25	67.75	3.50	5%	(1)
Off-peak Season	39.25	35.25	4.00	11%	(1)
Stanley Park: Painter's Circle or Aquarium					
Peak Season	71.25	67.75	3.50	5%	(1)
Off-peak Season	39.25	35.25	4.00	11%	(1)
Stanley Park: Japanese Memorial					
Peak Season	54.25	54.50	(0.25)	0%	(1)
Off-peak Season	29.75	30.50	(0.75)	-2%	(1)
Seniors (65+) may apply for a discount					
	30%	25%			(2)

Notes

- (1) Artist Permit fees have been restructured to provide consistent location discounts from the English Bay Peak Season fee; each location's off-peak season fee has also been set at 55% of the peak season rate.
- (2) Seniors discounts are being formalized in the Fees & Charges schedule and set at 30%, to be consistent with other senior discounts.

Picnics, per time slot

Private/Resident					
Neighbourhood Parks Not Sheltered	82.00	75.00	7.00	9%	(3)
Specialty Parks Not Sheltered	117.00	107.00	10.00	9%	(3)
Specialty Parks Sheltered	117.00	124.00	(7.00)	-6%	(3)
Premium Parks Sheltered	217.00	199.00	18.00	9%	(3)
Corporate/Commercial					
Neighbourhood Parks Not Sheltered	246.00	225.00	21.00	9%	(3)
Specialty Parks Not Sheltered	351.00	321.00	30.00	9%	(3)
Specialty Parks Sheltered	351.00	372.00	(21.00)	-6%	(3)
Premium Parks Sheltered	651.00	597.00	54.00	9%	(3)
Request for kitchen facilities (where available)					
	55.00	50.00	5.00	10%	(4)
Cancellation fee (if cancelled at least 10 days before reservation)					
	27.00	25.00	2.00	8%	(5)
Private Activity Permit (per hour)					
Non-Profit/Community Recreation					
	18.00	16.50	1.50	9%	(6)
Private/Resident/Corporate/Commercial					
instructor & up to 10 participants	39.25	52.50	(13.25)	-25%	(7)
instructor & up to 20 participants	59.00	78.75	(19.75)	-25%	(7)

Notes

- (3) The tiered fee structure is being simplified to have similar tier naming being introduced for other park use permits (Neighbourhood, Specialty and Premium Park tiers)
- (4) Fee being increased at higher than average percentage to better recover operating costs and reflect demand/market conditions
- (5) Fee being increased at higher than average percentage to better recover operating costs
- (6) Fee level being increased at higher than average percentage to better recover operating costs, reflect demand/market conditions and support tiered fee structure
- (7) Fees were temporarily reduced in 2023 in response to reduced demand and feedback from user groups; these lower fees are recommended to continue in 2024 as demand continues to be low

Burrard Marina**Appendix A****FEE RECOMMENDATION (pre-tax, unless denoted*)**

Once approved, fees become effective Jan 1, 2024 unless noted **

	Recommended Fee		Current Fee	\$ Change	% Change	*
						** these fees take effect April 1, 2024
Moorage per ft/month						
Slip Moorage						
Boats under 22 ft	13.33	**	12.90	0.43	3%	(1)
Boats 22 ft and longer	15.48	**	14.76	0.72	5%	(1)
Vehicle Parking inside Land Storage Area (per year, per vehicle)						
With Moorage contract						
(1 vehicle included at no charge; maximum 1 additional vehicle)	150.00	* **	120.00	30.00	25%	(2)
With Land Storage contract for Motorized or Non-Motorized						
(maximum 2 vehicles & not applicable to Paddler & Rower groups)	150.00	* **	120.00	30.00	25%	(2)
Premium						
for transient moorage	30%	**				
for sublet of slip moorage, land storage (motorized), or land storage (paddler & rower groups)	30%	**				
Land Storage						
(Paddler & Rower Groups (per year))						
60ft x 20ft (rowing pens)	4,628.57	**	4,003.81	624.76	16%	(1)
60ft x 30ft (rowing pens)	6,171.43	**	5,684.76	486.67	9%	(1)
(Motorized, per year)						
20ft x 8ft wide	1,542.86	**	1,432.38	110.48	8%	(1)
30ft x 10ft wide	2,314.29	**	2,139.05	175.24	8%	(1)
(Non-Motorized racks, per year)						
1 vessel per rack	514.29	**	392.05	122.24	31%	(1)
Storage of 2 vessels in one rack is a 50% premium	685.71	**	588.00	97.71	17%	(1)
Waitlist Application Fee	57.14	**	52.38	4.76	9%	(3)
Electricity connection and usage, per month	33.70	**				NEW (4)

Notes

- (1) As per Board direction in 2023, third-party appraisal of fees to be conducted every 5 years, with CPI annual adjustments between. Fee based on 2023 third-party market appraisal which compared Burrard Marina fees to 21 other local marinas
- (2) Annual fee is undervalued and is being increased to reflect market over time. Similar marinas charge recommended fee monthly for one vehicle.
- (3) Current waitlist is long, requiring much administration. Recommended fee is in line with comparable local marinas
- (4) Added to the Fees & Charges schedule for completeness.

Attractions

Appendix A

FEE RECOMMENDATION (pre-tax, unless denoted*)

Once approved, fees become effective Jan 1, 2024 unless noted **

Bloedel

Admission

	Recommended Fee	Current Fee	\$ Change	% Change	*
Adult	8.70 *	7.77	0.93	12%	(1)
Adult On-line fee (includes on-line booking charge)	7.70 *			NEW	(2)
5-Visit Pass	20%				(3)

Discount

Senior	30%				
Youth	30%				
Child	50%				
Preschool	FREE				
VBGA Association member	FREE				
Group Fee (10+ people at the same time)	10%				

Facility Rental

Wedding / Engagement / Family Photography Morning (2 hour booking)	965.00	910.00	55.00	6%	
Wedding / Engagement / Family Photography Evening (2 hour booking after facility closure)	965.00	910.00	55.00	6%	
Wedding / Engagement / Family Photography Evening extension (per hour)	276.00	260.00	16.00	6%	
Wedding / Engagement / Family Photography Wedding Rehearsal (per hour)	276.00	260.00	16.00	6%	

Commercial Rental

Evening Special Events/ Concerts / Live Streaming / Public Events (facility closure to 10pm)	3,425.00	3,230.00	195.00	6%	
Evening Special Events/ Concerts / Live Streaming / Public Events Charitable/Non-profit discount	15%				
Commercial Photography 2 hour booking. Morning or evening, hand-held equipment only	975.00	920.00	55.00	6%	
Commercial Photography 2 hour booking. Morning or evening, with equipment	1,315.00	1,240.00	75.00	6%	
Commercial Photography Evening extension (per hour) plus Staff Liaison charges	275.00	260.00	15.00	6%	
Commercial Photography Buyout	5,460.00	5,150.00	310.00	6%	
Commercial Filming Full Day, plus Staff Costs	10,920.00	10,300.00	620.00	6%	
Commercial Filming Buyout Exterior	5,460.00	5,150.00	310.00	6%	
Commercial Filming Exterior (no impact to regular operating hours)	2,730.00	2,575.00	155.00	6%	

Other Rental Fees

Reservation Fee	200.00	200.00	0.00	0%	(4)
Last Minute Reservation surcharge (For reservations made within 2 weeks of requested event date)	150.00			NEW	(5)
Staff Charges Liaison (per hour)	50.00	48.40	1.60	3%	(6)

QE Celebration Pavilion

Facility Rental

Reservation Fee	500.00	500.00	0.00	0%	(4)
Reservation Fee for buy-out bookings	1,000.00	1,000.00	0.00	0%	(4)
Peak Season Weekday per 3 hour booking	2,473.00	2,355.00	118.00	5%	(7)
Peak Season Weekday full day (8am-midnight)	7,076.00	6,870.00	206.00	3%	(7)
Peak Season Reception (4pm-midnight)	3,600.00	3,390.00	210.00	6%	
Peak Season Weekend per 2 hour booking	2,237.00	2,130.00	107.00	5%	(7)
Peak Season Weekend full day (8am-midnight)	8,895.00	8,635.00	260.00	3%	(7)
Off-peak Season Weekday daytime (4 hour booking between 8am & 5pm)	2,410.00			NEW	(8)
Off-peak Season Weekend Reception (4pm-midnight)	3,600.00	3,390.00	210.00	6%	
Discount for Charitable/Non-Profit Groups on Weekdays	12%				
Rehearsal (if scheduled outside operating hours)	276.00	260.00	16.00	6%	
Film Production (plus damage deposit)	5,305.00	5,150.00	155.00	3%	(7)
Staff Charges Liaison (per hour)	50.00	48.40	1.60	3%	(6)
Staff Charges Security Fees (per hour, minimum 4 hour callout)	40.00	38.40	1.60	4%	(6)

Notes

- (1) Regular Bloedel admission fees are recommended to increase by 12%, while VanDusen regular garden admissions are recommended to increase by 10% for fall/winter and 12% for spring/summer; after a review of admissions fees, it was determined that Bloedel and VanDusen fees would remain in the bottom half of price range for comparable facilities after these fee increases.
- (2) Adult on-line fees (inclusive of tax and surcharges) have been set to be \$1 below in-person admission, with proportional discounts for other age groups. Fees rounded to the nearest \$0.10 with tax & service charges. This fee has been added to encourage on-line booking and reduce line-ups for cashiers at busy times.
- (3) Added for completeness; provides an incentive for return visits without requiring a membership.
- (4) Rental reservation fees are not recommended to increase; the fee is collected to secure the reservation but it then applied against the applicable rental fee.
- (5) For rentals made within 2 weeks of the requested event date, to help recover the additional costs associated scheduling work within a short notice period.
- (6) Fees for these staff charges were comprehensively reviewed in 2023 and are set to increase by lower amounts; they are also being set consistently for Park Board Attraction rental facilities
- (7) Fees are high compared to other similar venues; a smaller increase in recommended in order to maintain or increase the number of bookings
- (8) The Off-peak Season weekday daytime fee replaces the previous, more expensive full day booking fee in response to requests for a less expensive, shorter period booking option for weekday daytime rentals.

Attractions

Appendix A

FEE RECOMMENDATION (pre-tax, unless denoted*)

Once approved, fees become effective Jan 1, 2024 unless noted **

VanDusen Garden

Garden Admission

	Recommended Fee	Current Fee	\$ Change	% Change	*
Adult Fall/Winter	9.80	8.90	0.90	10%	(1)
Adult Spring/Summer	13.80	12.30	1.50	12%	(1)
Discount Senior	30%				
Discount Youth	30%				
Discount Child	50%				
Discount Preschool	FREE				
Discount VBGA Member	FREE				
Discount Group Fee (10+ people at the same time)	10%				

Specialty Admission

Group/Wedding/Portrait photography: up to 4 people	108.00	99.00	9.00	9%	(9)
Group/Wedding/Portrait photography: 5-8 people	208.00	191.00	17.00	9%	(9)
Group/Wedding/Portrait photography: 9-15 people	293.00	269.00	24.00	9%	(9)
Group/Wedding/Portrait photography: discount on regular admission per person above 15	10%				
With an indoor rental; guest list required; up to 20 people receive a 10% discount on regular adult admission	10%				
With an indoor rental; guest list required; 21-50 people	250.00	200.00	50.00	25%	(9)
With an indoor rental; guest list required; 51-100 people	450.00	400.00	50.00	13%	(9)
With an indoor rental; guest list required; 101-150 people	650.00	600.00	50.00	8%	(9)

Rental reservation fee

Indoors, no alcohol	200.00	200.00	0.00	0%	(4)
Outdoor booking or indoor booking serving alcohol	500.00	500.00	0.00	0%	(4)

Facility Rental

Commercial Photography up to 3 people, up to 3 hours, plus staff charges	800.00	750.00	50.00	7%	(10)
Commercial Photography Full day booking (max 16 hours)	1,170.00	1,100.00	70.00	6%	(10)
Film Production (plus damage deposit)	4,535.00	4,405.00	130.00	3%	(10)
Parking Lot space rental (SW corner, if available) peak season	500.00	500.00	0.00	0%	(10)
Parking Lot space rental (SW corner, if available) off-peak season	350.00	350.00	0.00	0%	(10)
hourly charge for early access (7am) or extended move-out (to 1am)	125.00	100.00	25.00	25%	(11)
Staff Charges Event & Film Liaison, per hour, if event is over 4 hours	50.00	48.40	1.60	3%	(6)
Staff Charges Service Gate 6 Security (additional cost per hour if event is over 4 hours)	40.00	38.40	1.60	4%	(6)
Discount for Charitable/Non-Profit Group	30%				
Discount for Horticultural Group	70%				

Facility Rental: Floral Hall Pavilion

Cedar Room Daytime	310.00	295.00	15.00	5%	(12)
Cedar Room Evening	555.00	525.00	30.00	6%	
Cedar Room Full Day	780.00	740.00	40.00	5%	(12)
Floral Hall Daytime	955.00	900.00	55.00	6%	
Floral Hall Evening	1,205.00	1,135.00	70.00	6%	
Floral Hall Full Day	1,945.00	1,830.00	115.00	6%	

Notes

- (1) Regular Bloedel admission fees are recommended to increase by 12%, while VanDusen regular garden admissions are recommended to increase by 10% for fall/winter and 12% for spring/summer; after a review of admissions fees, it was determined that Bloedel and VanDusen fees would remain in the bottom half of price range for comparable facilities after these fee increases.
- (4) Rental reservation fees are not recommended to increase; the fee is collected to secure the reservation but it then applied against the applicable rental fee.
- (6) Fees for these staff charges were comprehensively reviewed in 2023 and are set to increase by lower amounts; they are also being set consistently for Park Board Attraction rental facilities
- (9) Increases for garden admissions for photography & indoor rentals are linked to the base admission increases noted above.
- (10) Film & photography rental demand is low so fee increases are being kept lower to stay competitive
- (11) Recent fee increases have not kept pace with costs and are being increased to ensure costs are recovered.
- (12) Most VanDusen rental fees are recommended to increase by 6% following a significant fee restructuring in 2023; when rounded to the nearest \$5.00, some fees show an increase calculation of 5% or 7%

Attractions

Appendix A

FEE RECOMMENDATION (pre-tax, unless denoted*)

Once approved, fees become effective Jan 1, 2024 unless noted **

	Recommended Fee	Current Fee	\$ Change	% Change	*
Facility Rental: Visitor Centre					
Peggy Gunn Woodland Hall A or B Daytime	530.00	500.00	30.00	6%	
Peggy Gunn Woodland Hall A or B Evening	775.00	730.00	45.00	6%	
Peggy Gunn Woodland Hall A or B Full Day	1,175.00	1,105.00	70.00	6%	
Peggy Gunn Woodland Hall A & B Daytime	1,060.00	1,000.00	60.00	6%	
Peggy Gunn Woodland Hall A & B Evening	1,305.00	1,230.00	75.00	6%	
Peggy Gunn Woodland Hall A & B Full Day	2,130.00	2,005.00	125.00	6%	
BMO Great Hall Daytime	1,060.00	1,000.00	60.00	6%	
BMO Great Hall Evening	1,305.00	1,230.00	75.00	6%	
BMO Great Hall Full Day	2,130.00	2,005.00	125.00	6%	
BMO Great Hall & Peggy Gunn Woodland A or B Daytime	1,590.00	1,500.00	90.00	6%	
BMO Great Hall & Peggy Gunn Woodland A or B Evening	1,835.00	1,730.00	105.00	6%	
BMO Great Hall & Peggy Gunn Woodland A or B Full Day	3,085.00	2,905.00	180.00	6%	
BMO Great Hall & Peggy Gunn Woodland A & B Daytime	2,120.00	2,000.00	120.00	6%	
BMO Great Hall & Peggy Gunn Woodland A & B Evening	2,365.00	2,230.00	135.00	6%	
BMO Great Hall & Peggy Gunn Woodland A & B Full Day	4,035.00	3,805.00	230.00	6%	
Atrium and Arrival Hall Evening	870.00	820.00	50.00	6%	
Full Plaza (additional above rental of Great Hall, Woodland Hall A&B, Atrium & Arrival hall) Evening	870.00	1,065.00	(195.00)	-18%	(13)
Visitor Centre Classroom Daytime	540.00	510.00	30.00	6%	
Visitor Centre Classroom Evening	790.00	510.00	280.00	55%	(14)
Visitor Centre Classroom Full Day	1,195.00	830.00	365.00	44%	(14)
Catering Fee (up to 4 hours)	300.00				NEW (15)
Catering Fee (over 4 hours)	550.00				NEW (15)
Facility Rental: Lawns					
Special Events Great Lawn	3,000.00	2,810.00	190.00	7%	(12)
Special Events Great Lawn (Move-in/Move-Out)	1,500.00	1,445.00	55.00	4%	(16)
Special Events Great Lawn & Fairway	6,200.00	5,860.00	340.00	6%	
Special Events Great Lawn & Fairway (Move-in/Move-Out)	3,100.00	2,930.00	170.00	6%	
Wedding Ceremony Great Lawn	2,350.00	2,155.00	195.00	9%	(17)
Wedding Ceremony Heron Lake	2,350.00	2,155.00	195.00	9%	(17)
Wedding Ceremony Discount when booking Heron Lake or Great Lawn & full day indoor halls	40%				
Wedding Ceremony Discount when booking Heron Lake or Great Lawn & partial day indoor halls	25%				
Wedding Ceremony Meadow Pond	825.00	755.00	70.00	9%	(17)
Wedding Ceremony Discount when booking Meadow Pond & indoor halls	10%				
Wedding Ceremony Additional guest above included capacity, up to venue maximum	6.75	6.75	0.00	0%	(18)

Notes

- (12) Most VanDusen rental fees are recommended to increase by 6% following a significant fee restructuring in 2023; when rounded to the nearest \$5.00, some fees show an increase calculation of 5% or 7%
- (13) The full plaza rental fee (an add-on with other rentals) is recommended to be set at the same fee as the Atrium and Arrival Hall Evening fee, a reduction of 18%, as it is rarely booked at the current fee.
- (14) The visitor centre classroom full day and evening rental fees are recommended to increase by 44% and 55% respectively, reflecting high demand for these spaces.
- (15) Added for completeness and to help recover increasing costs associated with catering
- (16) Fee set at 50% applicable rental fee
- (17) Security fees are now included in the rental cost
- (18) The additional wedding guest fee is not recommended to increase as it is a small component of overall wedding ceremony fees and remains in line with other facilities.

Attractions

Appendix A

FEE RECOMMENDATION (pre-tax, unless denoted*)

Once approved, fees become effective Jan 1, 2024 unless noted **

Stanley Park Train

Admission

Adult

8.25

7.75

0.50

6%

Discount

Senior

30%

Youth

30%

Child

50%

Preschool

FREE

Family (per person, minimum 2 people)

Discontinued

(19)

Group Fee (10+ people at the same time)

20%

10 ride card

Adult (card expires Labour Day; provides a 10% discount for frequent users)

74.25

NEW (20)

Birthday Party Package

Up to 30 rides, up to 10 children's meals from PB concession and reserved tent

360.00

NEW (21)

Notes

(19) The Stanley Park Train will have fewer train carriages available in 2024 due to continuing repairs to its aging equipment and the train will have difficulty generating sufficient revenues to offset its operating costs. Instead of higher admission fee increases, the family fee option is being eliminated for regular admissions. This fee is no longer offered for Train Special Events due to high demand for rides; discounts for seniors & youth (30%) and children (50%) are recommended to continue for 2024 but be eliminated in 2025 as the train operation transitions to the new number of carriages and begins charging a single per seat fee.

(20) Added for completeness; provides an incentive for return visits.

(21) Added for completeness.