



Stanley Park, Vancouver, Canada | Photo taken by Kyle Thacker | Unsplash

Parks and Recreation 2026 Fees & Charges

Monday, November 24, 2025

Vancouver Board of Parks and Recreation
vancouverparks.ca



PURPOSE

To seek the Park Board's approval of the 2026 Fees & Charges as recommended by Parks and Recreation Staff.

To request that the Park Board delegate authority to the General Manager to temporarily adjust fees during 2026 to respond to emerging conditions, not to exceed the maximum allowable fee as approved by the Board

APPROACH

Revenue Target

- Park Board fees required to increase 2-5% to cover year over year fixed cost increases

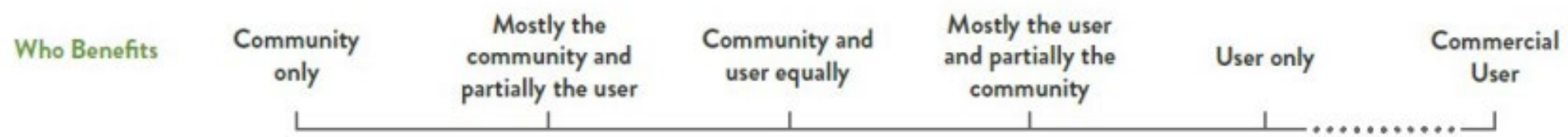
Other considerations

- Comprehensive Fee-setting Framework
- Implementation of approved strategies
- True pricing analysis – modelling, sensitivity analysis
- Consider market competition and fee alignment
- Intentional – justification and rationale
- Consider multi-year approach



SUMMARY OF FEE-SETTING FRAMEWORK

Per the recently adopted Comprehensive Fee-setting Framework, Park Board services fall into one of four funding bands (free of charge; subsidized; fully cost recovered; surplus centres) and the Framework outlines a public benefits continuum, shown below:



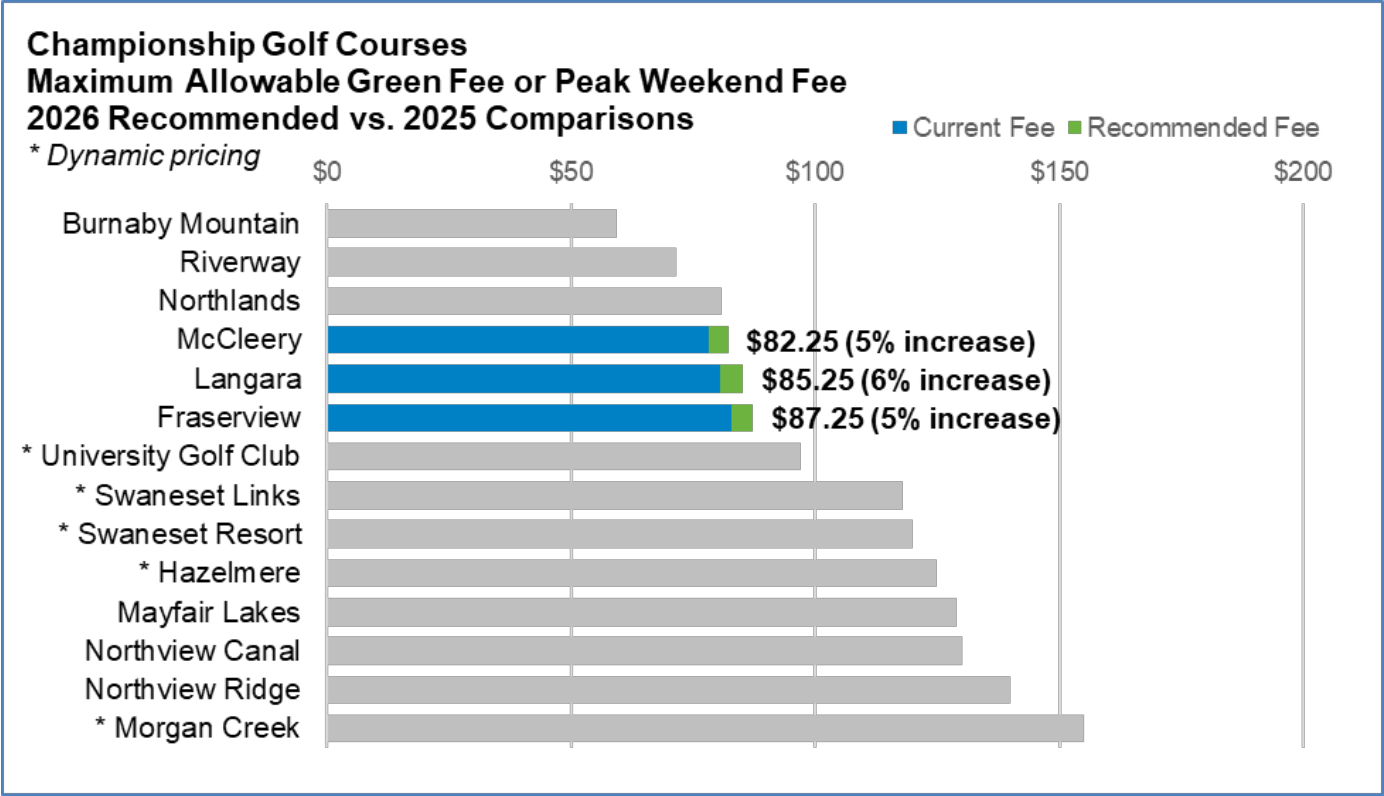
The Framework also provided recommended categories of users and uses, summarized in the table below

Individual Users	Groups of Users	Categories of Uses
Preschool (0-4 years)	Recreation Affiliated Minor	Drop-in Admission
Youth (5-25 years)	Recreation Affiliated Adult	Program – Fundamental
Adult (26-64 years)	Non-profit Minor	Program – Advanced
Senior (65+ years)	Non-profit Adult	Program – Specialty
Family (1 or 2 adults/seniors & youth; minimum 2 people)	School Groups	Rental – Regular Activity
	Community Recreation – Commercial	Rental – Public Special Event
	Commercial	Rental – Restricted Access Special Event
		Rental – Commercial Event

SUMMARY OF FEES & CHARGES CHANGES

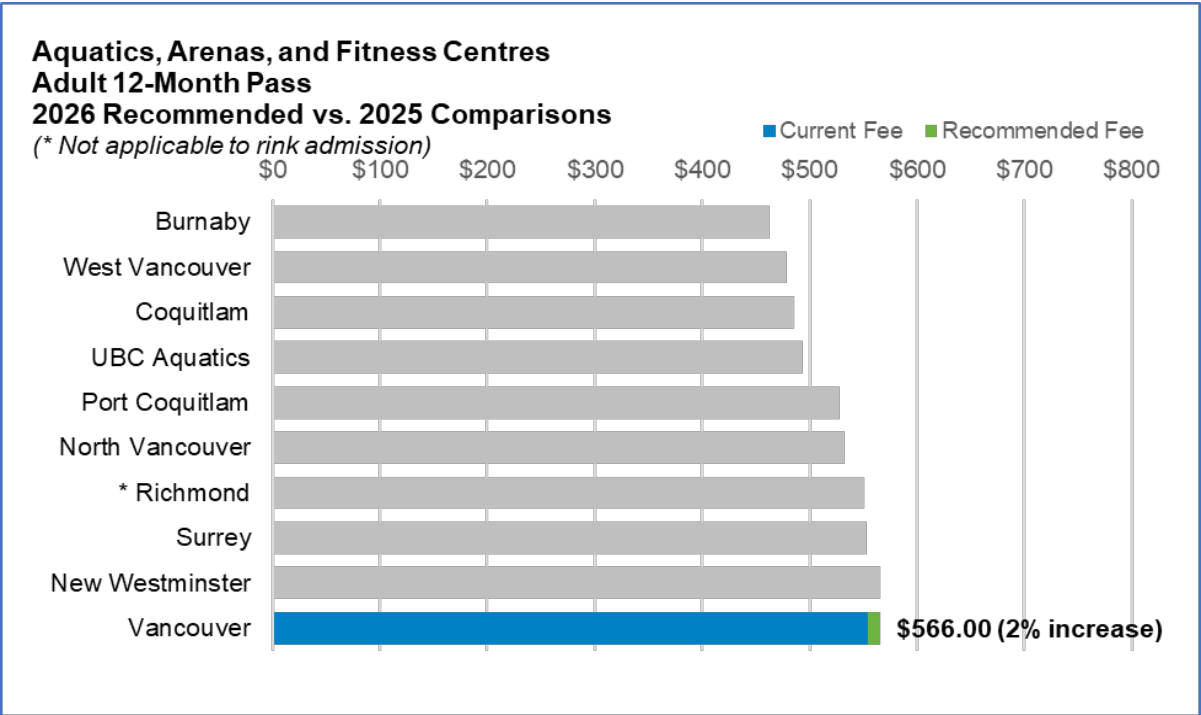
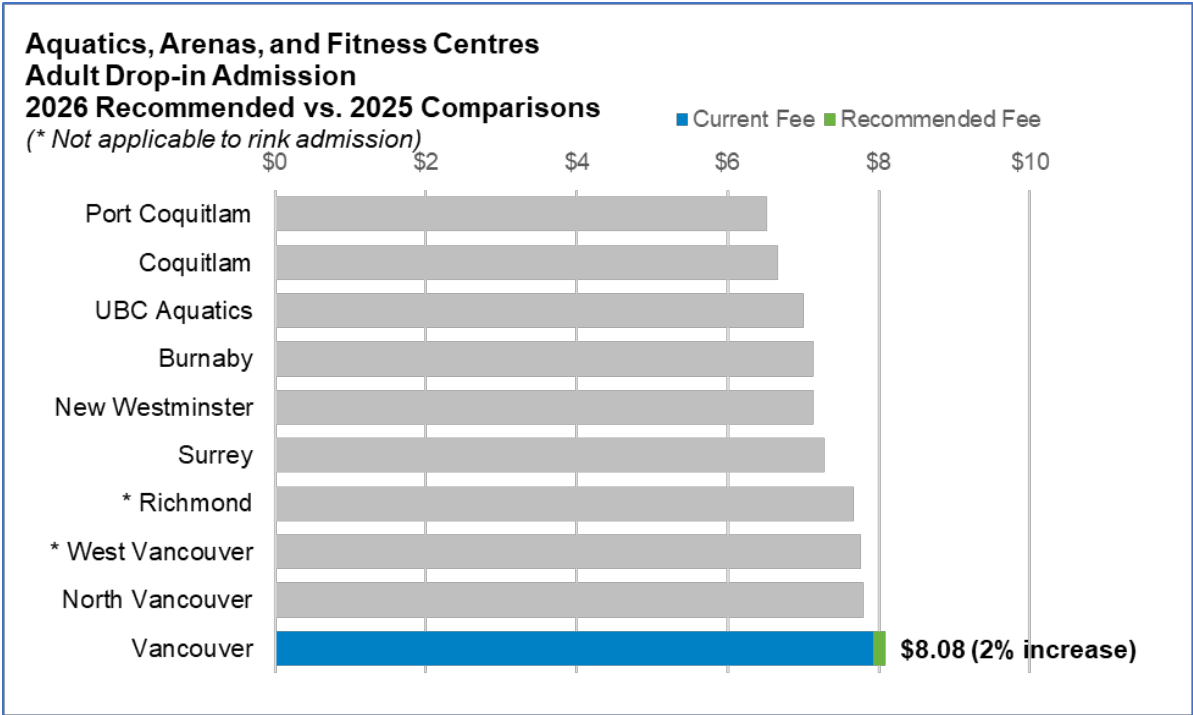
Revenue Stream or Service	Recommended Fee Increase	Incremental 2026 Base Revenue
Championship Golf and Pitch & Putt	Average 5.5%	\$1.4 million
Recreation Services		
Admission & Passes	Average 2%	\$0.2 million
Lessons, Program & Permits	Average 5%	\$0.6 million
Parking	Average 2%	\$0.3 million
Permitted Park-Use	Average 5%	(\$0.6 million)
Burrard Marina	Average 2%	\$0.0 million
VanDusen, Bloedel & Celebration Pavilion		
Admission & Membership	Average 5%	(\$0.3 million)
Rentals	Average 2.6%	\$0.3 million
Total		\$1.9 million

COMPARATIVE DATA: GOLF



Key Takeaway: Golf fees per round are mid-range compared to other local golf courses

COMPARATIVE DATA: RECREATION ADMISSIONS & PASSES



Key Takeaway: Recreation admissions and passes are the most expensive compared to other municipalities

KEY TAKEAWAYS

Operating Budget Impact

- Recommended fee increases to generate an incremental \$1.9m in revenue

Recommended User Fee Changes

- 2026 Fees and Charges base fee increases ranging from 2-5% are recommended for most service categories and will contribute to meeting 2026 Operating Budget Revenue target

RECOMMENDATION

- A. THAT the Vancouver Park Board approve the 2026 Fees & Charges, as summarized in the body of this report and detailed in Appendix A
- B. THAT the Vancouver Park Board delegate authority to the General Manager of Parks and Recreation to temporarily adjust fees within the 2026 fiscal year to respond to market conditions, with the maximum allowable fees as approved in Appendix A.

